

2023 年 9 月 5 日 新聞公報

香港民研發放民情指數按月分析

特別宣佈

踏入九月份，香港民意研究所（香港民研）繼續發展其「香港民研數據查冊平台」，繼在八月底推出「身份認同感」收費項目 16 條後，今天再推出兩個收費項目，分別為：1) 六月份紀律部隊及駐港解放軍民望，共 5 條題目，及 2) 七月份市民對各地政府及人民的觀感調查，共 19 條。另外，可供市民免費下載的題目亦由原本的 38 條增加至 45 條，新增的項目為七月份社會狀況評價，共 7 條，結果已於八月初發表。民研會員可繼續以半價再半價徵購收費項目，即每題\$2,500。香港民研會要求所有查冊人士，承諾不會把所獲資料轉送或轉售給任何人士。查詢電郵：enquiry@pori.hk。

最新數據

香港民研今日發放「民情指數第 6.7 號報告」，題為「民情指數按月分析」，屬於第二代民情指數的第七份報告。民情指數的正常水平設定值為 100，標準差設定為 15，請[點擊這裏](#)閱讀民情指數的計算方法。

香港民研於 2023 年 7 月 4 日發放「民情指數第 6.1 號報告：第二代民情指數」，更新了民情指數的計算方法，並展示了以半年平均數為分析單位，由 1992 年 7 月至 2023 年 6 月共 62 個數據點的民情走勢。民研今日發放的「民情指數第 6.7 號報告」再將分析單位調整至每月平均數，並把 1992 年 7 月至 2023 年 8 月前後 32 年期間的民情指數增加至 374 個數據點，然後繪成圖表，涵蓋 1992 年至今共六位港督及特首的任期，包括現任特首李家超。

數據顯示，無論是以半年或是每月平均數作為分析單位，橫跨超過 30 年的民情指數走勢均大致吻合以下摘取自「民情指數第 6.1 號報告」的觀察：

「數據顯示，民情指數的波動，絕對與領導任期有關，而並非五年一個循環。經歷五個領導的完整任期後，可見民情指數一般都是高開低收。此外，還有三個現象值得注意。第一，民情指數每次跌至谷底，都會有一段時間回升，然後才更換領導。第二，谷底愈深，下任領導的反彈力度便會愈大。第三，六任領導的前三人，交棒時一早就沒有連任的懸念，但第四和五人的不作連任決定則來得較遲，似乎加劇了新任領導的反彈。不過，觀乎 31 年來五次領導的交接，都可謂各有特色，一次屬於主權過渡，一次屬於補選產生，兩次屬於一任五年，兩次沒有競爭對手。上述三點觀察，普及性如何，值得深思，民研會繼續深入探討。此外，觀乎『政評數值』和『社評數值』的走勢，雖然它們的性質不同，但變化相當同步，似乎都是受制於最高領導的變化。」

如果聚焦特首李家超上任以來的民情，可見政評數值於過去 14 個月以來相對比較平穩，而社評數值則於今年二月開始升至高位，是因為市民於二月和五月兩次調查中對各項社會狀況作出

相對正面的評價，但在七月的調查中，數字就回落至一月的水平。對此民情走勢，時事評論員劉銳紹於我們 7 月 27 日舉行的新聞發佈會中曾經作出以下分析 (按照原話整理)：

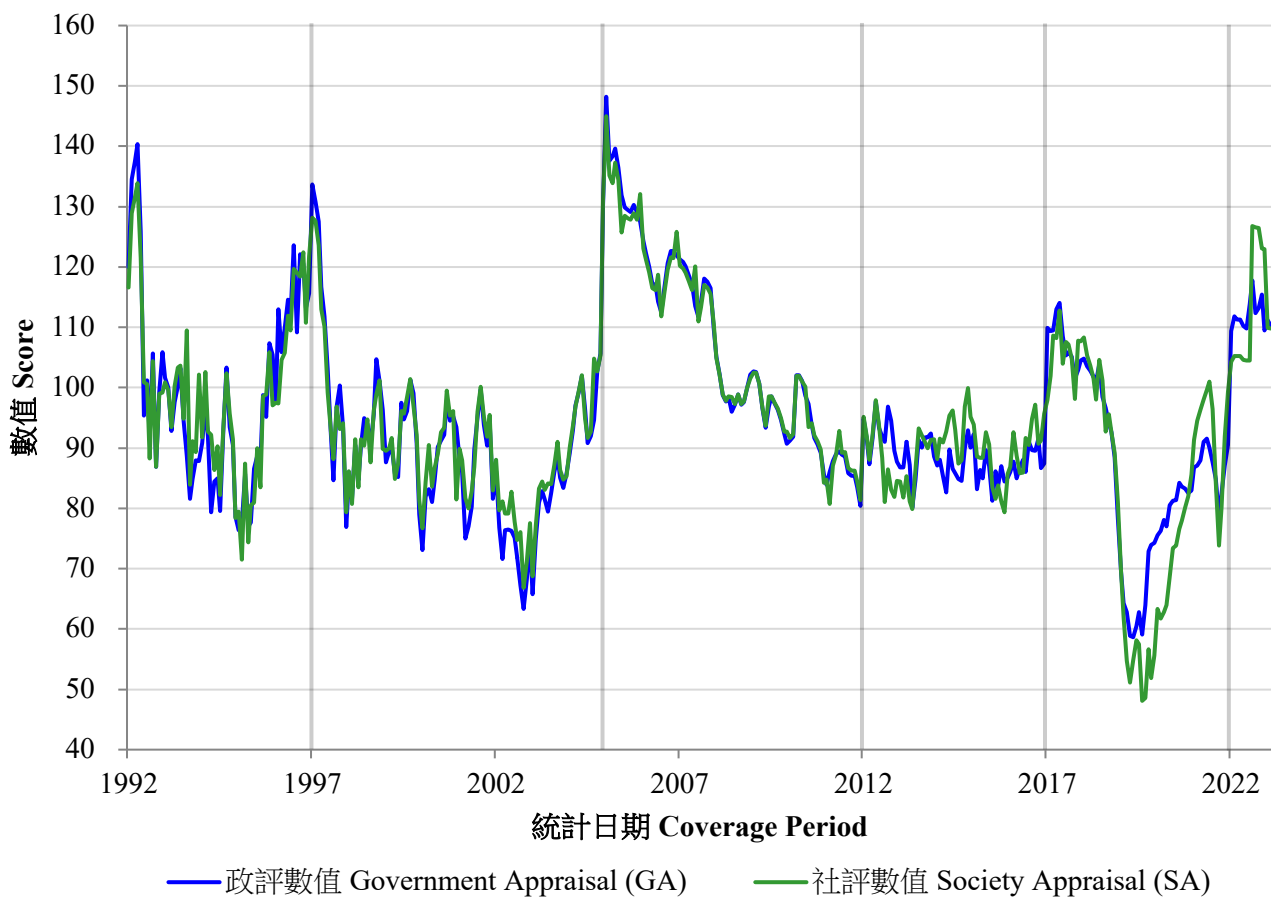
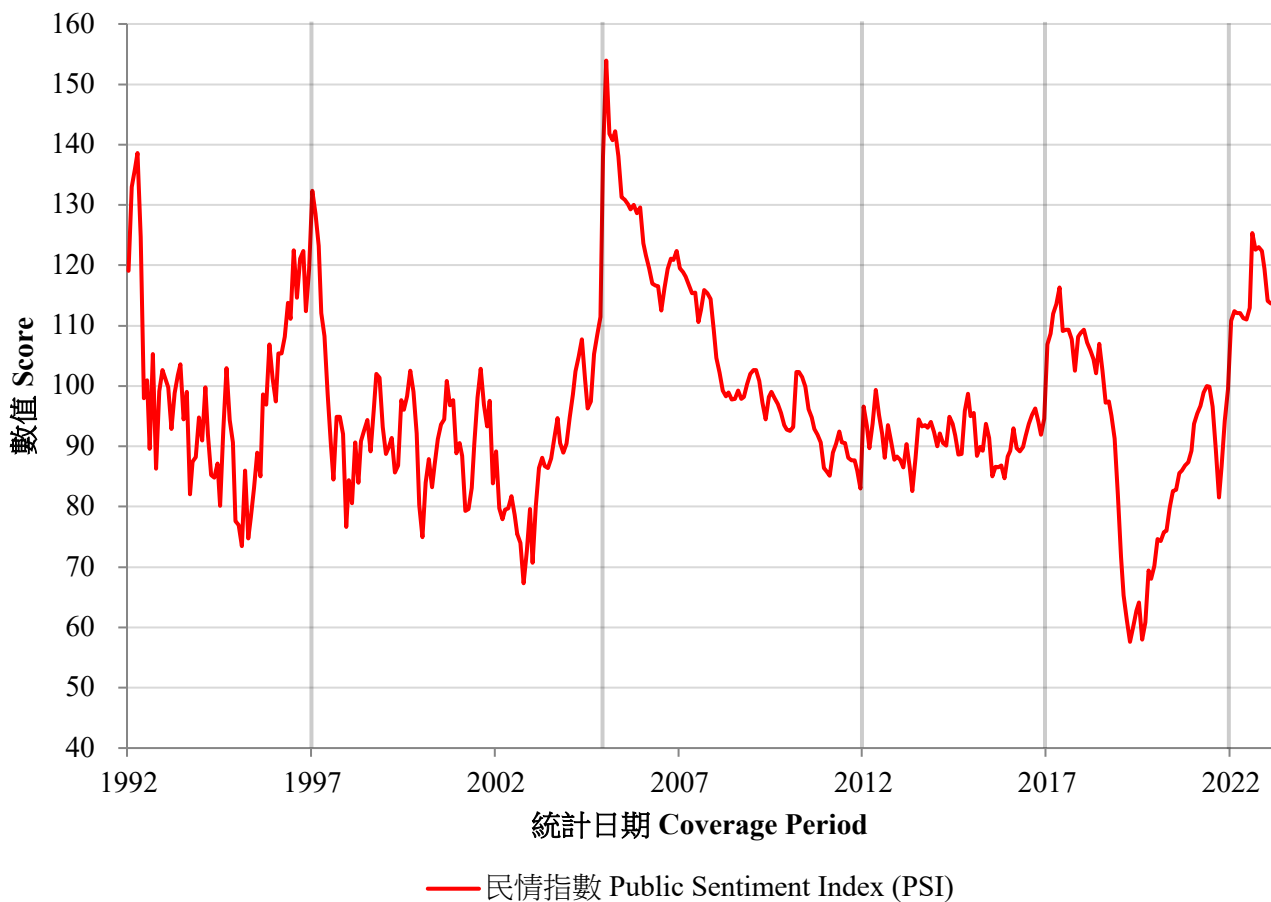
「數據顯示市民對李家超撤銷防疫措施，以及令經濟民生復常的政績表示認同，使社評數值較先前月份高。然而，2023 年 7 月的數據顯示，民情指數回落至 114.1 分，估計社會的政治張力令部份市民無所適從，導致上述好感被抵消。」

以下是有關分析的近期數表和圖表：

數表：特首李家超上任以來的民情指數（按月分析）

調查月份	政評數值	社評數值	民情指數
2022 年 7 月	109.4	104.3	110.8
2022 年 8 月	111.9	105.3	112.4
2022 年 9 月	111.3	105.2	112.1
2022 年 10 月	111.3	105.2	112.1
2022 年 11 月	110.2	104.5	111.2
2022 年 12 月	109.8	104.5	111.0
2023 年 1 月	113.8	104.5	112.9
2023 年 2 月	117.8	126.8	125.4
2023 年 3 月	112.3	126.6	122.6
2023 年 4 月	113.2	126.5	123.0
2023 年 5 月	115.5	123.1	122.4
2023 年 6 月	109.5	122.9	119.4
2023 年 7 月	111.2	109.9	114.1
2023 年 8 月	110.2	109.8	113.6

圖表：民情指數 1992-2023（按月分析）



香港民研九月份新聞發佈活動（暫定）

- 9月5日（星期二）新聞公報和數據更新：民情指數按月分析
- 9月12日（星期二）新聞公報和數據更新：民情指數之出生地分析
- 9月19日（星期二）新聞公報和數據更新：民情指數之房屋類型及擁有權分析
- 9月28日（星期四）下午三時新聞發佈會：特首、政府及司局長民望



HONG KONG PUBLIC OPINION RESEARCH INSTITUTE
香港民意研究所

Tel 電話: (852) 3844 3111

Fax 傳真: (852) 3705 3361

Website 網址: <https://www.pori.hk>

Address: Units 9-11, 6/F, Tower B, Southmark, 11 Yip Hing Street, Wong Chuk Hang

地址: 黃竹坑業興街 11 號南滙廣場 B 座 6 樓 9-11 室

Press Release on September 5, 2023

HKPORI releases monthly PSI figures

Special Announcement

As September begins, the Hong Kong Public Opinion Research Institute (HKPORI) continues to develop its “HKPORI Poll Data Enquiry System” by adding two more paid items on top of the 16 questions on ethnic identity already made available for purchase in late August. They are: 1) popularity of disciplinary forces and People’s Liberation Army (PLA) Hong Kong Garrison in June, with a total of 5 questions and 2) people’s feeling towards different governments and peoples of our July survey, with a total of 19 questions. Besides, the number of questions available for free download has also increased from 38 to 45, with the addition of 7 questions on appraisal of society’s conditions in July, the results of which were released publicly in early August. HKPORI members continue to enjoy 75% off for paid items, meaning \$2,500 per question. HKPORI requires all data acquirers to pledge that they will not transfer or resell the information to anyone. For enquiries, please email to enquiry@pori.hk.

Latest Findings

HKPORI today releases its “PSI Report No. 6.7”, titled “Monthly PSI figures”, which is the seventh release of PSI v2.0. The normal level of the PSI is set at 100 and standard deviation at 15. Please [click here](#) to read the computation method of the PSI.

HKPORI released “PSI Report No. 6.1: PSI v2.0” on July 4, 2023 with a new computation method of the PSI and showed the trend of public sentiment from July 1992 to June 2023 with a total of 62 data points using half-yearly averages as the unit of analysis. The “PSI Report No. 6.7” released today further adjusts the unit of analysis to monthly averages, tabulating and creating charts with 374 PSI data points over the 32 years from July 1992 to August 2023, covering the terms of six Governor / Chief Executives, including the incumbent CE John Lee.

Data show that the following observations copied from “PSI Report No. 6.1” are more or less applicable to the trends of PSI spanning over 30 years no matter half-yearly or monthly averages are used:

“Figures show that the fluctuation of the PSI is definitely related to the term of office of the top leaders, rather than a five-year cycle. After five full terms of five top leaders, it can be observed that the PSI usually starts high and ends low. Moreover, three other phenomena are worth noting. Firstly, every time the PSI hits a trough, there is a period of rebound before the leadership changes. Secondly, the deeper the trough, the stronger the rebound of the next leader. Thirdly, for the first three of the six leaders, there was not any doubt about their re-election before they stepped down. However, for the fourth and fifth leaders, such a decision came rather late, and has seemingly induced a bigger rebound under the new leaders. However, the five leadership transitions over the past 31 years all have their own characteristics: one was a transition of sovereignty, one was a by-election, two were for five years only, and two were uncontested. These challenge the generality of the three observations, and HKPORI will continue to study them. Besides, when we

look at the trend of ‘GA score’ and ‘SA score’, although they are different in nature, their changes are quite synchronized, and they seem to covariate with the change of leadership.”

Focusing on the public sentiment after CE John Lee took office, we can see that the Government Appraisal score have remained relatively stable over the past 14 months, while the Society Appraisal score has been at its high position since February this year because people’s appraisals of society’s conditions have been relatively positive in our surveys conducted in February and May. However, in our July survey, it dropped back to the level registered this January. In view of this public sentiment movement, below are the remarks made by current affairs commentator Johnny Lau at our press conference held on July 27 (summarised from original speech):

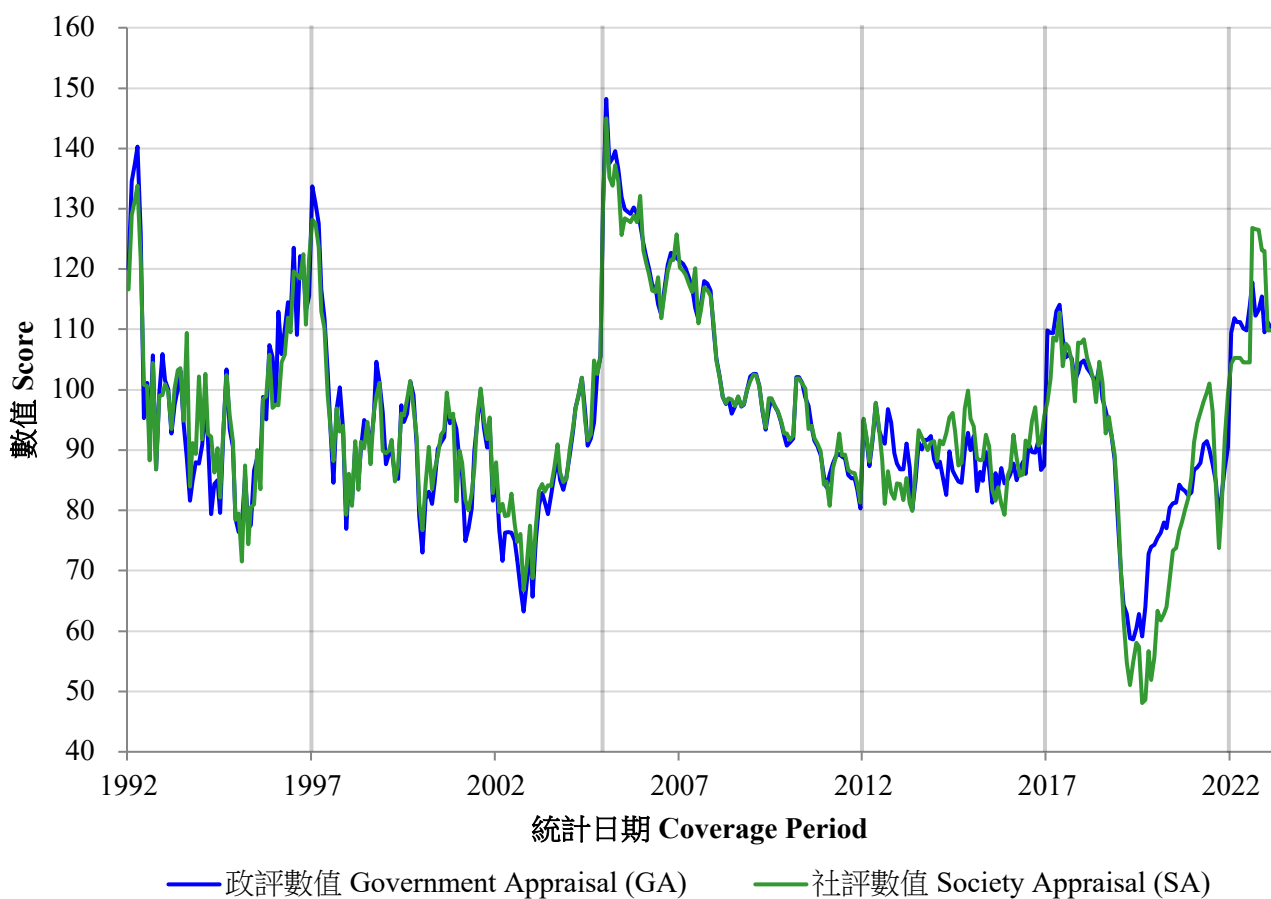
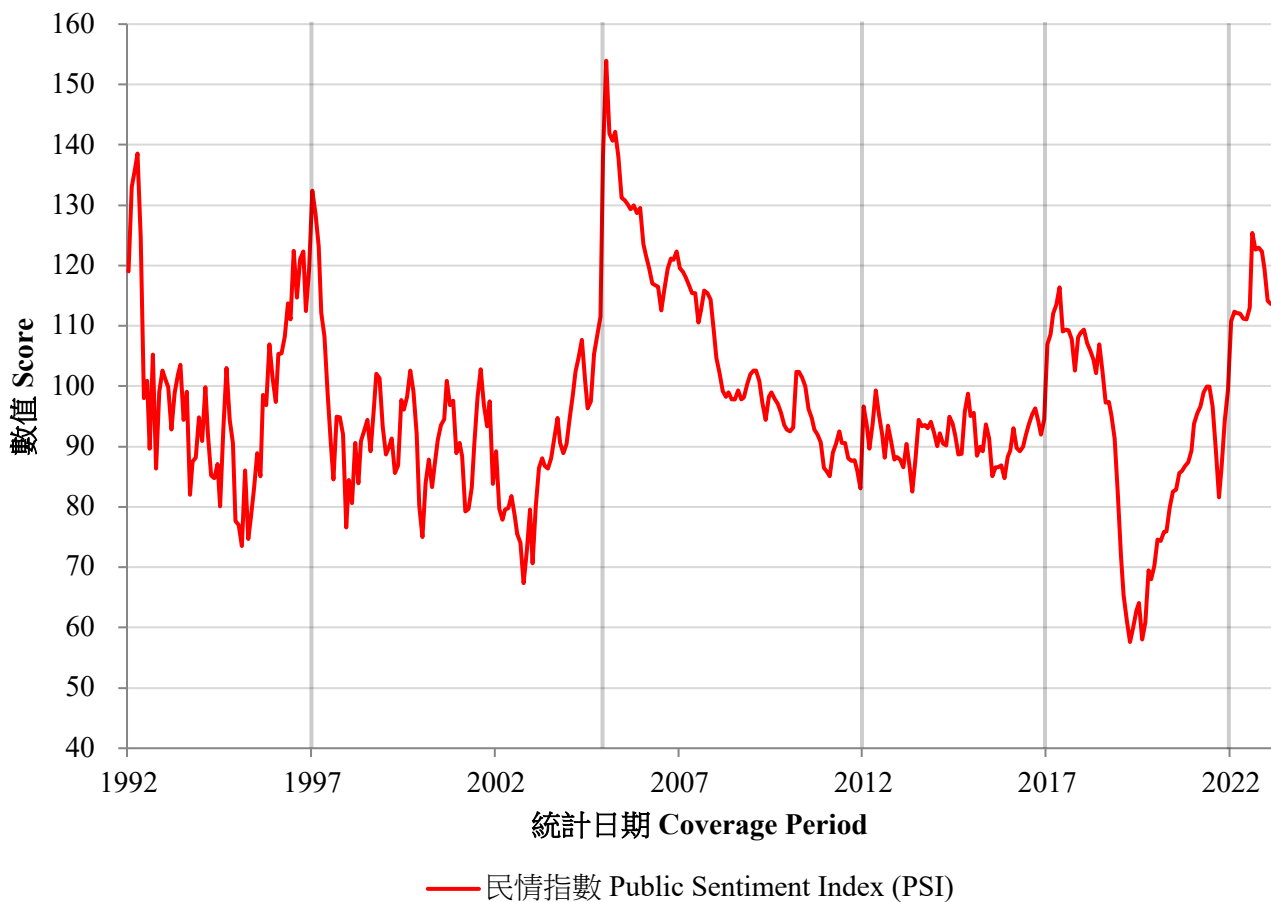
“Data show that HK citizens were satisfied with the lift of all anti-epidemic measures and John Lee’s efforts on resuming economic and social normalcy after the pandemic, which led to a higher Society Appraisal score than previous months. Yet, figures in July 2023 show that the PSI has fallen to 114.1 marks. It may be caused by the ever-changing political tensions in the society which offset the positive feelings towards the aforementioned policies.”

The following are the summary table of recent data and chart of the analysis:

Summary table: PSI since Chief Executive John Lee took office (monthly figures)

Survey month	Government Appraisal (GA)	Society Appraisal (SA)	Public Sentiment Index (PSI)
July 2022	109.4	104.3	110.8
August 2022	111.9	105.3	112.4
September 2022	111.3	105.2	112.1
October 2022	111.3	105.2	112.1
November 2022	110.2	104.5	111.2
December 2022	109.8	104.5	111.0
January 2023	113.8	104.5	112.9
February 2023	117.8	126.8	125.4
March 2023	112.3	126.6	122.6
April 2023	113.2	126.5	123.0
May 2023	115.5	123.1	122.4
June 2023	109.5	122.9	119.4
July 2023	111.2	109.9	114.1
August 2023	110.2	109.8	113.6

Chart: PSI 1992-2023 (monthly figures)



HKPORI Press Events in September (Tentative)

- September 5 (Tuesday) press release and figures update: Monthly PSI figures
- September 12 (Tuesday) press release and figures update: PSI per place of birth
- September 19 (Tuesday) press release and figures update: PSI per housing type and ownership
- September 28 (Thursday) at 15:00, press conference: Popularities of CE, SAR Government and principal officials