

# PORI

---

HONG KONG PUBLIC OPINION RESEARCH INSTITUTE

香 港 民 意 研 究 所

---

**Latest Tracking Poll  
and Analysis Results**

**July 27, 2023**

# Latest development of HKPORI

2

- HKPORI's development direction
- Release plan for regular telephone surveys
- HKPORI poll data enquiry service
- Introduction of Roper Center at Cornell University
- Introduction of the Professional Code of Conduct from the World Association for Public Opinion Research

# Release plan for regular telephone surveys

3



HONG KONG PUBLIC OPINION RESEARCH INSTITUTE  
香港民意研究所

[Home](#) [Press Releases](#) [Research Reports](#) [Datasets](#) **POP Polls** [HKPOP Panel](#) [About Us](#) [Contact Us](#) [Support Us](#) [Archived Website](#) [Login](#)

[中文](#)

## Survey series not to be released starting July 2023

Survey Series	Question
Popularity of Executive Councillors	Please name non-official Executive Council members that you are most familiar with, name at most 5. (Ask "Any more?")
	Please use a scale of 0-100 to rate your extent of support to the Executive Council member XXX, with 0 indicating absolutely not supportive, 100 indicating absolutely supportive and 50 indicating half-half. How would you rate XXX?
Popularity of Legislative Councillors	Please name Legislative Council members that you are most familiar with, name at most 10. (Ask "Any more?")
	Please use a scale of 0-100 to rate your extent of support to XXX, with 0 indicating absolutely not supportive, 100 indicating absolutely supportive and 50 indicating half-half. How would you rate XXX?
Popularity of Political Groups	Please name Hong Kong political groups that you are most familiar with, name at most 10. (Ask "Any more?")(excluding pan-democrat/pro-democracy/pro-establishment camps)
	Please use a scale of 0-100 to rate your extent of support to XXX, with 0 indicating absolutely not supportive, 100 indicating absolutely supportive and 50 indicating half-half. How would you rate XXX?
Popularity of Cross-Strait Political Figures	Please name Mainland or Taiwanese leaders that you are most familiar with, name at most 10. (Ask "Any more?")
	Please use a scale of 0-100 to rate your extent of support to XXX, with 0 indicating absolutely not supportive, 100 indicating absolutely supportive and 50 indicating half-half. How would you rate XXX?
National Issues	Are you confident in the ultimate reunification of Taiwan and Mainland China?
	Do you agree to Taiwan rejoining the United Nations?
	Do you think "One country, two systems" is applicable to Taiwan?
	Do you agree to Taiwan becoming independent?
	Do you agree to Tibet becoming independent?

# HKPORI poll data enquiry service

4



HONG KONG PUBLIC OPINION RESEARCH INSTITUTE  
香港民意研究所

[Home](#) [Press Releases](#) [Research Reports](#) [Datasets](#) [POP Polls](#) [HKPOP Panel](#) [About Us](#) [Contact Us](#) [Support Us](#) [Archived Website](#) [Login](#)

[中文](#)


## Protected: HKPORI Poll Data Enquiry System

Search:

Survey Code	Survey Start Date	Survey End Date	Questions	
TP190701_02	2019-07-02	2019-07-08	Please use a scale of 0-100 to rate your extent of support to the Chief Executive Carrie Lam, with 0 indicating absolutely not supportive, 100 indicating absolutely supportive and 50 indicating half-half. How would you rate the Chief Executive Carrie Lam?	<a href="#">Download</a>
TP190701_02	2019-07-02	2019-07-08	If a general election of the Chief Executive were to be held tomorrow, and you had the right to vote, would you vote for Carrie Lam?	<a href="#">Download</a>
TP190701_02	2019-07-02	2019-07-08	Please use a scale of 0-100 to rate your extent of support to the Chief Secretary for Administration Matthew Cheung, with 0 indicating absolutely not supportive, 100 indicating absolutely supportive and 50 indicating half-half. How would you rate Chief Secretary Matthew Cheung?	<a href="#">Download</a>
TP190701_02	2019-07-02	2019-07-08	If you had the right to vote on the reappointment or dismissal of Matthew Cheung as the Chief Secretary for Administration tomorrow, how would you vote?	<a href="#">Download</a>
TP190701_02	2019-07-02	2019-07-08	Please use a scale of 0-100 to rate your extent of support to the Financial Secretary Paul Chan, with 0 indicating absolutely not supportive, 100 indicating absolutely supportive and 50 indicating half-half. How would you rate Financial Secretary Paul Chan?	<a href="#">Download</a>
TP190701_02	2019-07-02	2019-07-08	If you had the right to vote on the reappointment or dismissal of Paul Chan as the Financial Secretary tomorrow, how would you vote?	<a href="#">Download</a>
TP190701_02	2019-07-02	2019-07-08	Please use a scale of 0-100 to rate your extent of support to the Secretary for Justice Teresa Cheng, with 0 indicating absolutely not supportive, 100 indicating absolutely supportive and 50 indicating half-half. How would you rate Secretary for Justice Teresa Cheng?	<a href="#">Download</a>

# Introduction of Roper Center at Cornell University

5



Cornell University

REGISTER/LOGIN

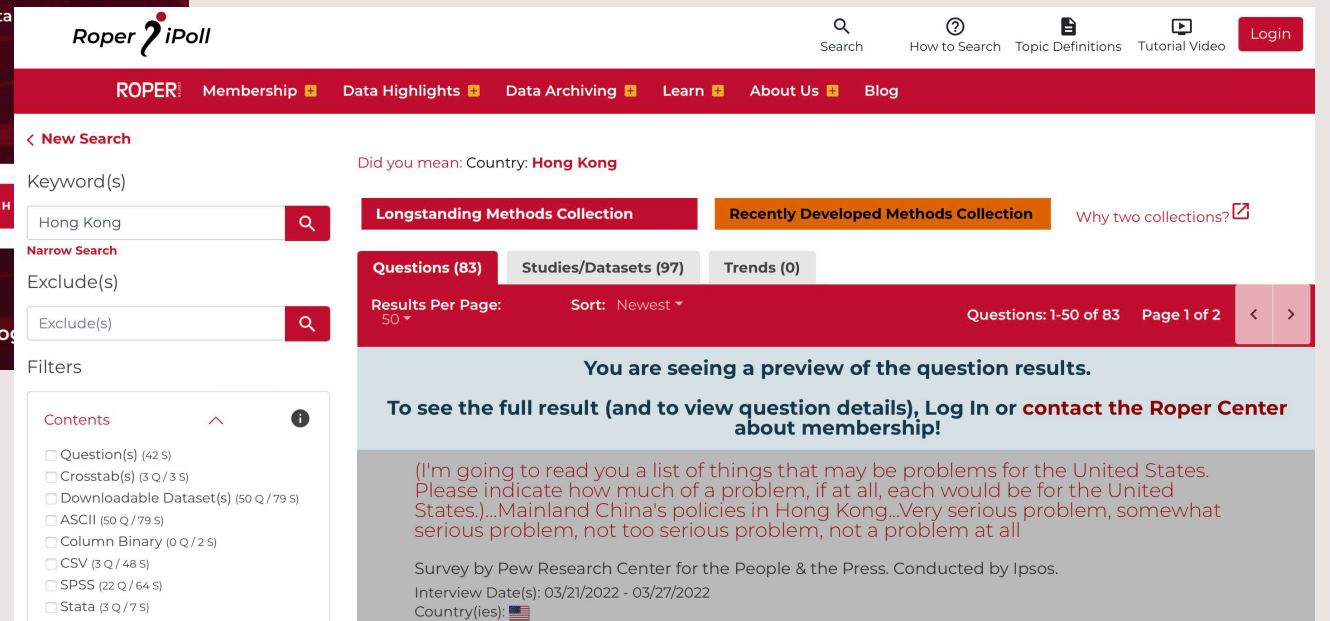
**ROPER** CENTER  
For Public Opinion Research

Our mission is to collect, preserve, and disseminate public opinion data; to serve as a resource to help improve the practice of survey research; and to broaden the understanding of public opinion through the use of survey data United States and around the world.

SEARCH IPOLL SEARCH WEBSITE

Search Questions and Datasets

Membership Data Highlights Data Archiving Learn About Us Blog



Roper iPoll

Search How to Search Topic Definitions Tutorial Video Login

ROPER Membership Data Highlights Data Archiving Learn About Us Blog

< New Search

Keyword(s)  
Hong Kong

Narrow Search

Exclude(s)  
Exclude(s)

Filters

Contents

- Question(s) (42 S)
- Crosstab(s) (3 Q / 3 S)
- Downloadable Dataset(s) (50 Q / 79 S)
- ASCII (50 Q / 79 S)
- Column Binary (0 Q / 2 S)
- CSV (3 Q / 48 S)
- SPSS (22 Q / 64 S)
- Stata (3 Q / 7 S)

Did you mean: Country: **Hong Kong**

Longstanding Methods Collection Recently Developed Methods Collection Why two collections?

Questions (83) Studies/Datasets (97) Trends (0)

Results Per Page: 50 Sort: Newest Questions: 1-50 of 83 Page 1 of 2

You are seeing a preview of the question results.  
To see the full result (and to view question details), Log In or contact the Roper Center about membership!

(I'm going to read you a list of things that may be problems for the United States. Please indicate how much of a problem, if at all, each would be for the United States.)...Mainland China's policies in Hong Kong...Very serious problem, somewhat serious problem, not too serious problem, not a problem at all

Survey by Pew Research Center for the People & the Press. Conducted by Ipsos.  
Interview Date(s): 03/21/2022 - 03/27/2022  
Country(ies):

# WAPOR Code of Professional Ethics and Practices

6

WAPOR WORLD ASSOCIATION FOR PUBLIC OPINION RESEARCH

ABOUT WAPOR MEMBERSHIP EVENTS PUBLICATIONS RESOURCE LIBRARY WAPOR NEWS REGIONAL CHAPTERS

Search ... Select Language CONTACT US DONATE MEMBER LOGIN

Become a Member

## WAPOR Code of Professional Ethics and Practices

This post is also available in: Español (Spanish), Français (French), 简体中文 (Chinese (Simplified)), 繁體中文 (Chinese (Traditional)), العربية (Arabic), Русский (Russian), Deutsch (German), Português (Portuguese (Portugal)), Swahili

### WAPOR Code of Professional Ethics and Practices

**(Adopted September 17, 2021)**

**[Download](#)**

*Note: This document was translated from English into many different languages. In case of any discrepancy or inconsistency between the English version and any other translation, the English version shall always prevail.*

#### I. PREFACE

A. WAPOR last updated its Code of Professional Ethics and Practices (hereafter the Code) in 2011 and the world of research, particularly public opinion research, has seen huge changes in the technology of data collection, public participation in research, growing concerns about the privacy of personal data, the operating environment for political polling in many countries, the rise of new tools such as on-line panels, and the utilization of survey results by a wide variety of media and other outlets.

B. WAPOR has updated the Code to keep pace with these changes and provide standards to our members. We have reviewed the recently updated Code of Ethics of AAPOR (American Association of Public Opinion Research, 2021) and the International Code of ICC/ESOMAR (2016). We believe that the 2021 WAPOR Code is consistent with the professional standards of our sister

<https://wapor.org/世界民意研究學會-專業守則/?lang=zh-hant>

# WAPOR Code of Professional Ethics and Practices

7

Select LanguageMEMBER LOGIN  
[Become a Member](#)

## 世界民意研究學會 專業守則

This post is also available in: English (英語), Español (西班牙語), Français (法語), 简体中文 (簡體中文), العربية (阿拉伯語), Русский (俄語), Deutsch (德語), Português (葡萄牙語 (葡萄牙)), Swahili (斯瓦希里語)

### 世界民意研究學會 專業守則

(2021年9月17日修訂)  
[下載](#)

*Note: This document was translated from English into many different languages. In case of any discrepancy or inconsistency between the English version and any other translation, the English version shall always prevail.*

#### I. 前言

A. 自世界民意研究學會 (WAPOR) 於 2011 年通過對《世界民意研究學會專業操守》(下稱《專業操守》或「本守則」) 後, 研究界, 尤其是民意研究界, 在數據收集技術、公眾參與研究、對個人數據私隱的日益關注、在眾多國家的政治運作環境、在發展網上意見群組等新興工具, 以及透過各種媒體和渠道使用調查結果的方法等, 都發生了巨大變化。

B. WAPOR於是修訂《專業操守》以跟上這些變化, 並為我們的會員提供標準。我們審查了最近更新的AAPOR (美國民意研究學會, 2021年) 的《專業操守》和ICC/ESOMAR的《國際守則》(2016年)。我們認為, 2021年《專業操守》與我們姐妹組織的專業標準一致, 並顧及了眾多從事學術研究的WAPOR成員的關切。

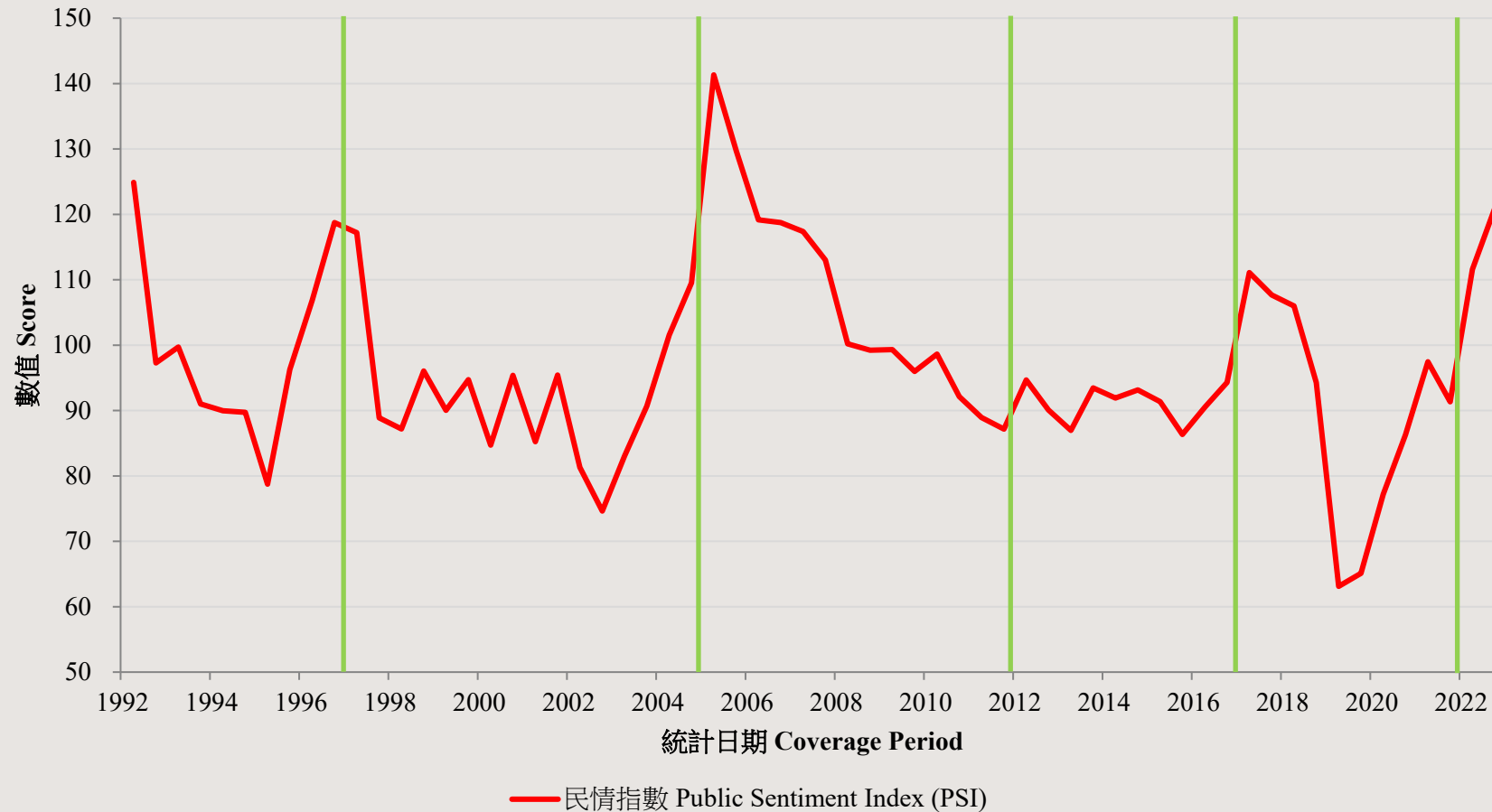
#### II. 引言

A. 世界民意研究學會 (WAPOR, 下稱「本會」) 及其附屬地區分會, 為推動民意研究科學化及履行對公眾的責任, 特此為會員制訂一套道德規範, 以及一套研究者及公眾均可認同的專業標準。

# PSI 2.0 (Report 6.1)

8

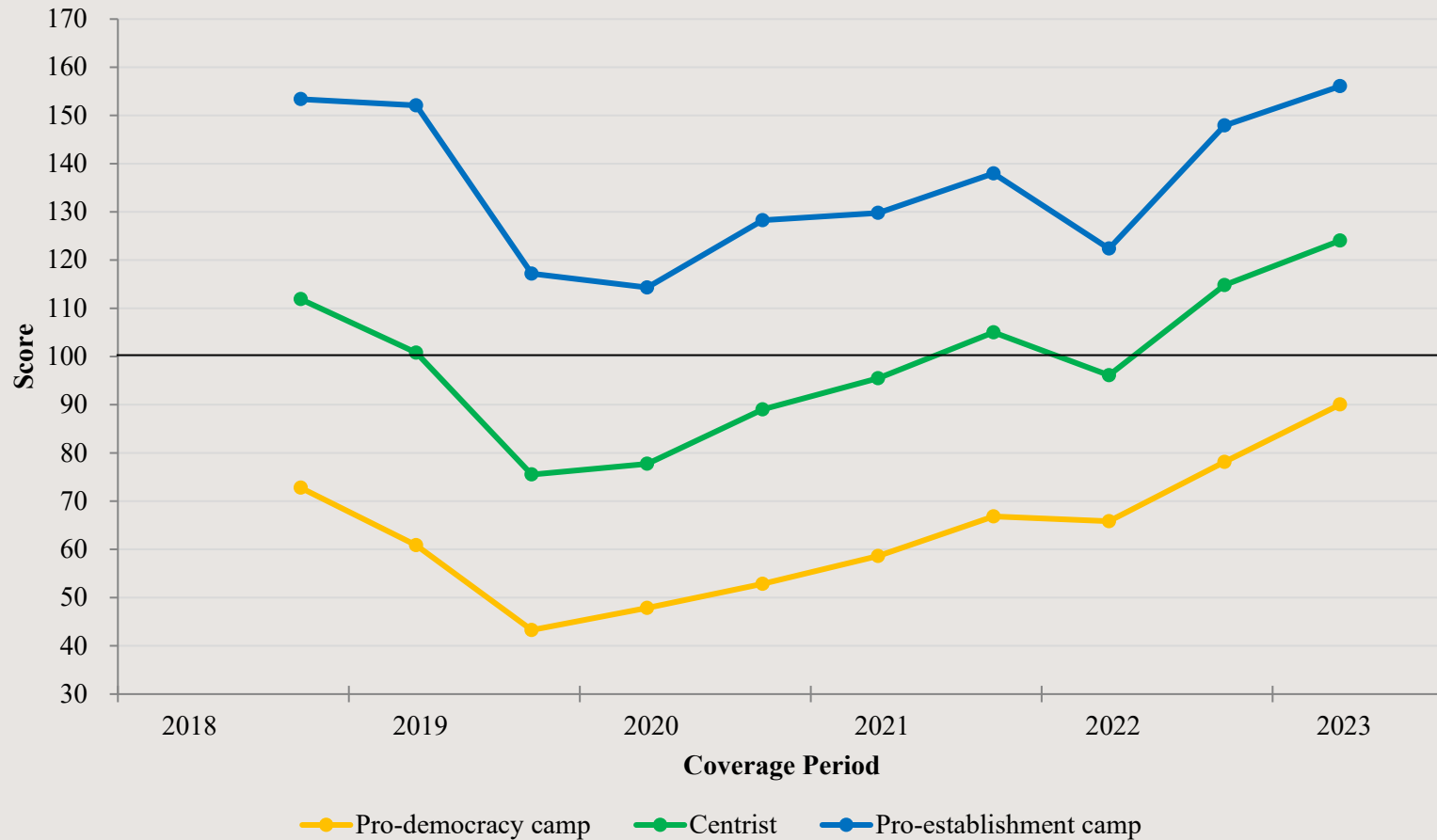
## PSI 1992-2023





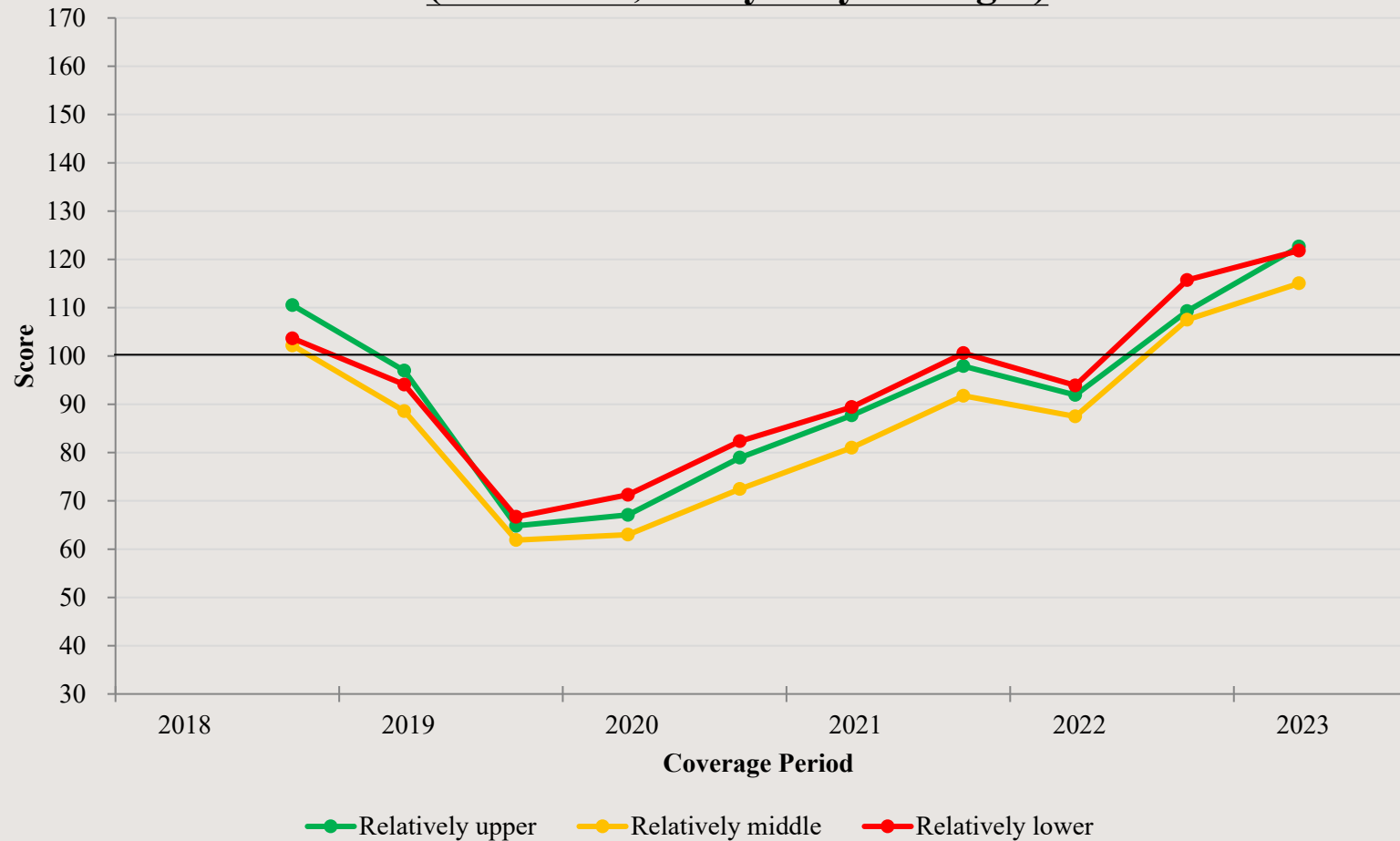
# PSI 2.0 (Report 6.2)

**PSI among supporters of different political camps over the past five years  
(2018-2023; half-yearly averages)**



# PSI 2.0 (Report 6.3)

**PSI among different social strata over the past five years**  
**(2018-2023; half-yearly averages)**



# Survey Topics

11

- Popularity of Chief Executive
- Popularity of SAR Government

# Contact Information

12

- Date of survey: 11-21/7/2023
- Survey method: Random telephone survey conducted by real interviewers
- Target population: Cantonese-speaking Hong Kong residents aged 18 or above
- Sample size: 1,004 (including 502 landline and 502 mobile samples)
- Effective response rate: 50.0%
- Sampling error: Sampling error of percentages not more than +/-4%, that of net values not more than +/-8% and that of ratings not more than +/-2.0 at 95% conf. level
- Weighting method: Rim-weighted according to figures provided by the Census and Statistics Department. The gender-age distribution of the Hong Kong population came from “Mid-year population for 2022”, while the educational attainment (highest level attended) distribution and economic activity status distribution came from “Women and Men in Hong Kong - Key Statistics (2022 Edition)”.

# Survey Result - Popularity of Chief Executive

13

## ● Popularity of Chief Executive

		1-8/6/2023	11-21/7/2023	Change	Record
CE John Lee	Rating	51.5	49.7	▼1.8	Record <b>low</b> since July 2022
	Vote of confidence	44%	50%	▲6%	Record <b>high</b> since July 2022
	Vote of no confidence	45%	29%	▼16%	----
	Net approval rate	-1%	21%	▲22%	----

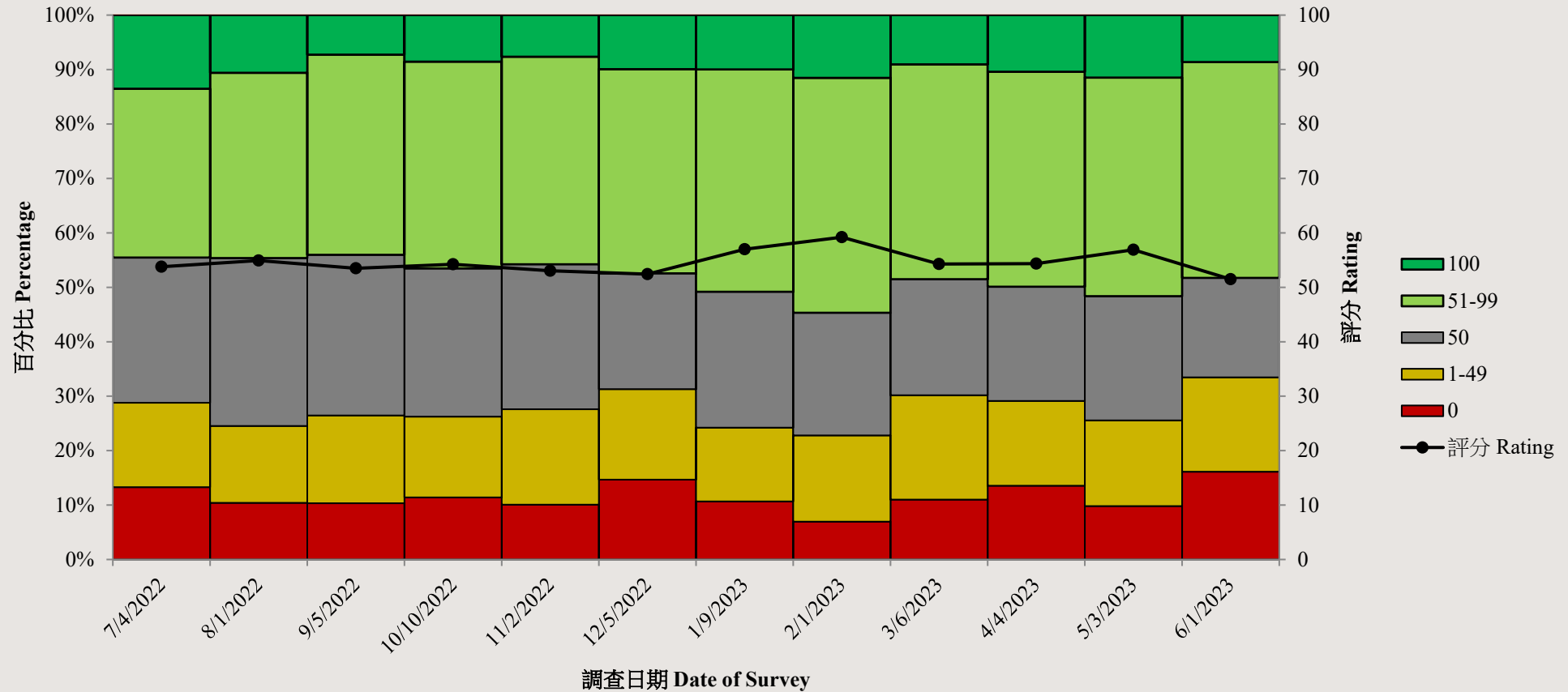
- The latest popularity rating of CE John Lee stands at 49.7 marks, which is the first time his rating as CE drops below 50. Among all respondents, 16% gave him 0 mark. The question on hypothetical voting on CE and the answer options have been revised starting from July 2023. These changes appear to have made an impact on the figures. According to our July survey, the latest approval rate of CE is 50%, disapproval rate 29%, giving a net popularity of positive 21 percentage points, which is a significant jump from that of June when the old wording was used.

# Revision of the hypothetical voting of CE question

- Starting from July 2023, the question on the hypothetical voting of the CE has been changed from “If a general election of the Chief Executive were to be held tomorrow, and you had the right to vote, would you vote for John Lee?” to “**If you had the right to decide whether to reappoint or dismiss John Lee as the Chief Executive now, how would you decide?**”, to reflect the current development of Hong Kong.
- The answer choices have also been changed from “yes” and “no” to “**reappoint**”, “**dismiss**” and “**abstain**”, while the “don’t know/hard to say” and “refusal” choices will be kept in use.

# Survey Result - Popularity of Chief Executive

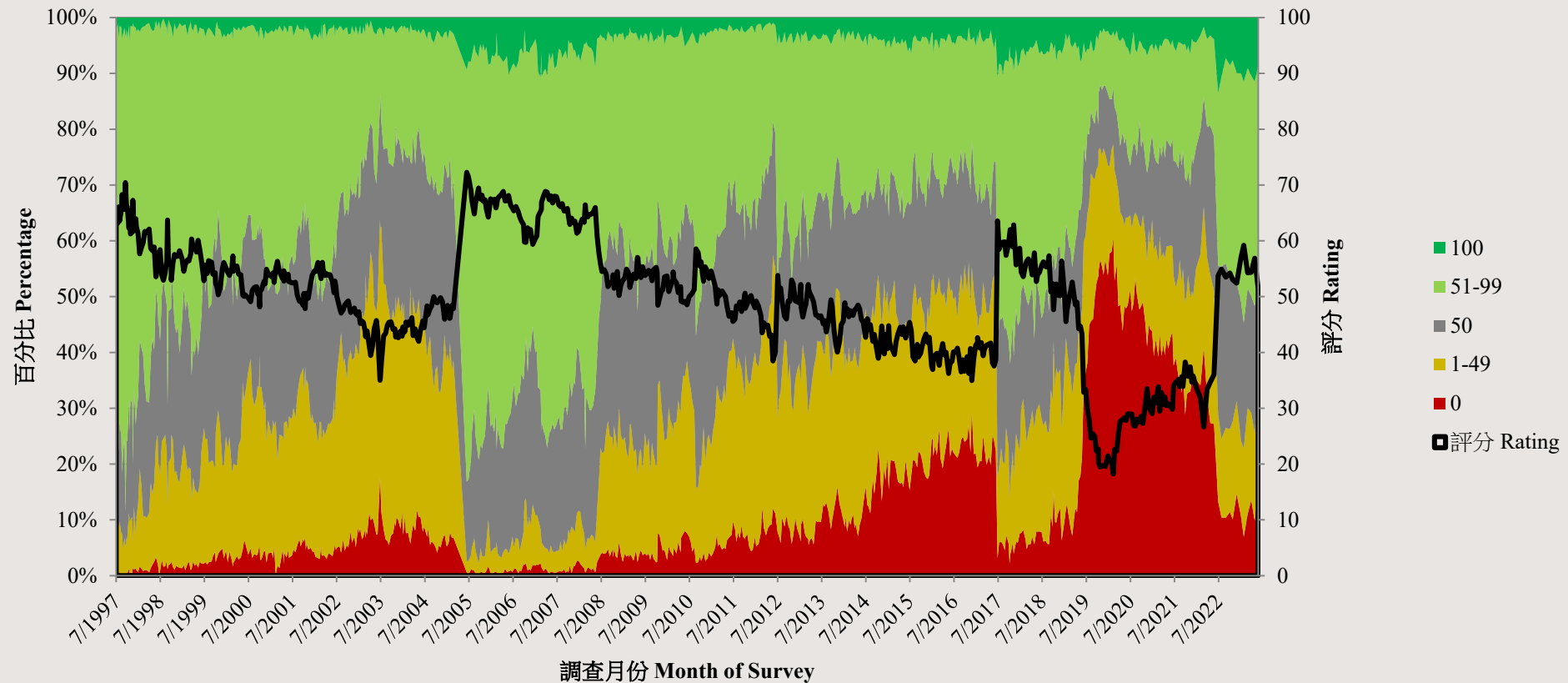
特首李家超評分 (按次計算)  
Rating for Chief Executive John Lee (Per Poll)  
(7/2022 – 6/2023)



# Survey Result - Popularity of Chief Executive

16

特首評分 (按次計算)  
Rating for Chief Executives (Per Poll)  
(7/1997 – 6/2023)





# Survey and Analysis Topics

17

- Popularity of Chief Executive
- Popularity of SAR Government

# Survey Result - Popularity of SAR Government

18

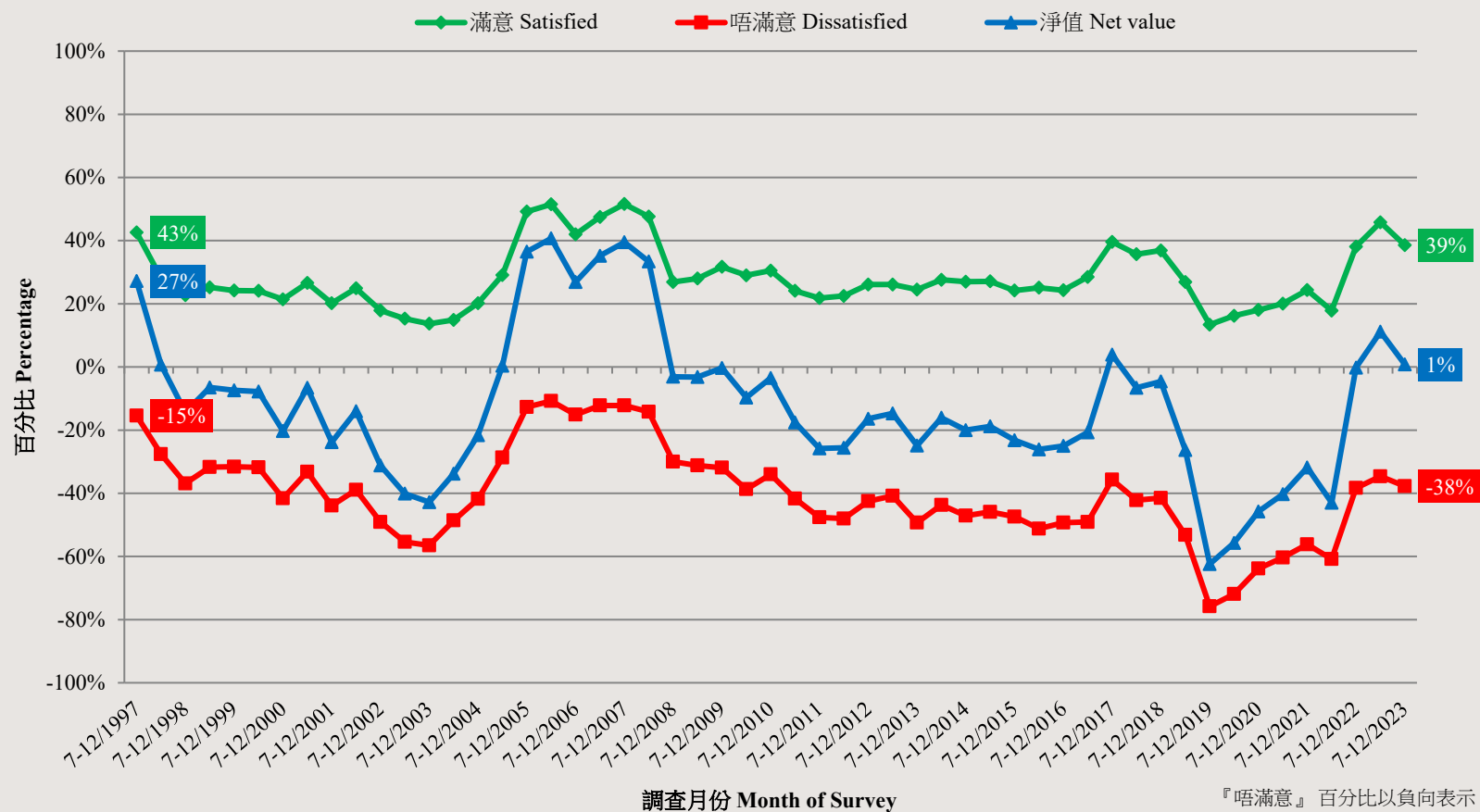
## ● People's satisfaction with the SAR Government

	1-8/6/2023	11-21/7/2023	Change	Record
Satisfaction rate	44%	39%	▼5%	----
Dissatisfaction rate	42%	38%	▼4%	----
Net satisfaction rate	2%	1%	▼1%	Record <b>low</b> since Nov. 2022
Mean value	2.9	2.9	----	----

- As for the SAR Government, its latest satisfaction rate is 39%, whereas dissatisfaction rate stands at 38%, thus the net satisfaction is positive 1 percentage point. The mean score is 2.9, meaning close to “half-half” in general. These figures have not changed much compared to a month ago.

# Survey Result - Popularity of SAR Government

市民對特區政府滿意程度 (半年結)  
People's satisfaction with the HKSAR Government (Half-yearly average)  
(7-12/1997 – 7-12/2023)



『唔滿意』百分比以負向表示。  
Percentage of 'Dissatisfied' is presented as negative