

PORI

HONG KONG PUBLIC OPINION RESEARCH INSTITUTE

香 港 民 意 研 究 所

Budget Instant Survey Results

February 24, 2023

Contact Information

2

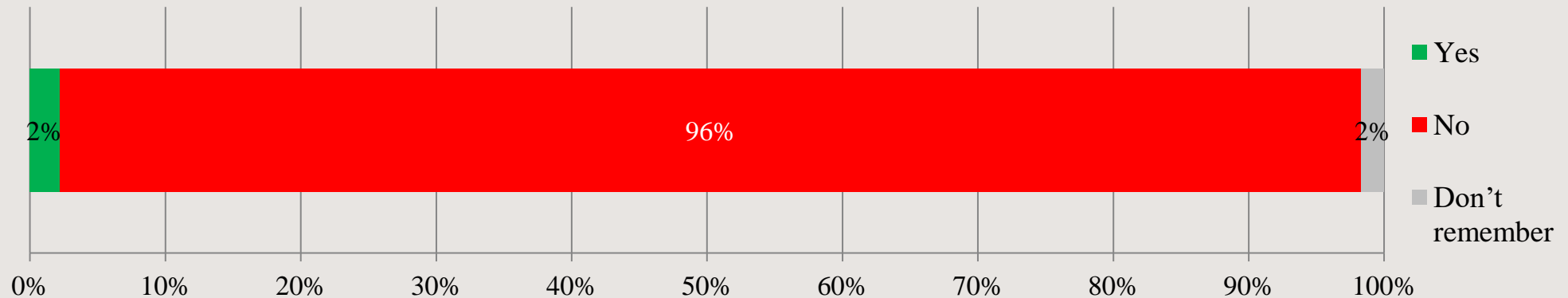
Date of survey	3pm, February 22 – 4pm, February 23, 2023
Survey method	Online survey
Target population	Hong Kong residents aged 18+
Total sample size	3,637
Response rate	4.4%
Sampling error	Sampling error of percentages at +/-1.6% at 95% confidence level
Weighting method	Rim-weighted according to 1) gender-age distribution, educational attainment (highest level attended) distribution and economic activity status distribution of Hong Kong population from Census and Statistics Department; 2) appraisal of political condition and political inclination distribution from regular telephone tracking surveys.

Survey Result

3

- **Question: Q1 The government had launched public consultation exercises before the 2023/24 Budget. Did you participate in the public consultation to express your opinions?**

	Percentage (n=3,594)
Yes	2%
No	96%
Don't remember	2%

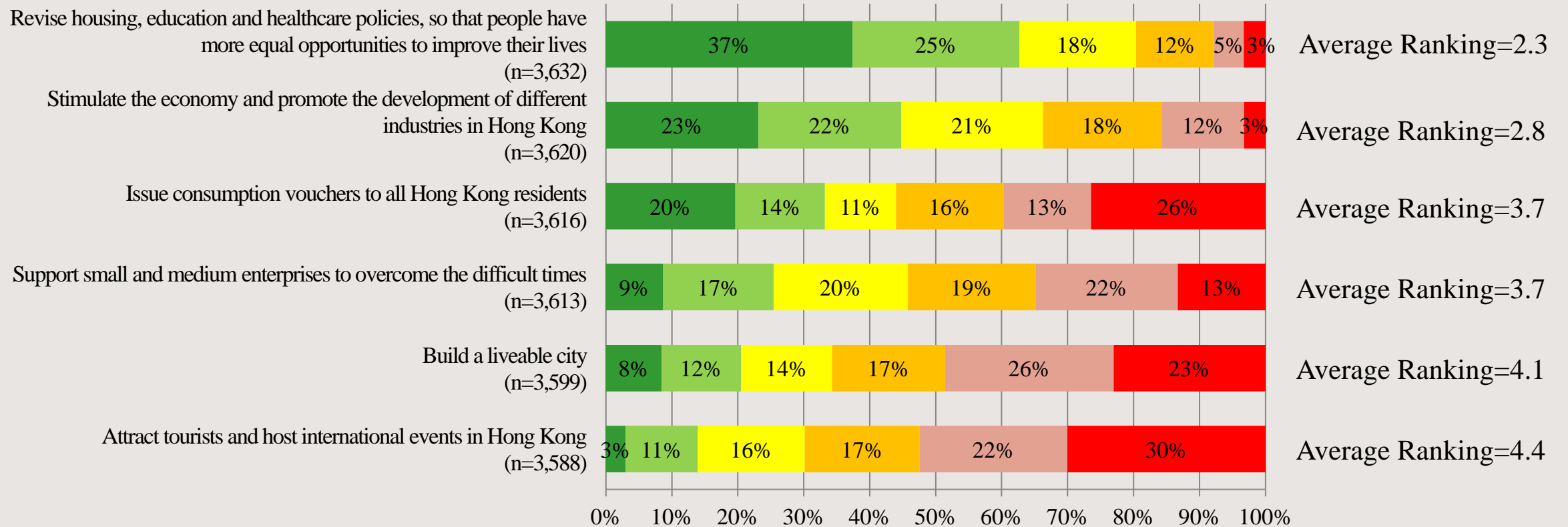


Survey Result

5

- **Question: Q2 Which of the following measures do you think is more important? Please rank the following in descending order of importance.**

■ Rank 1 ■ Rank 2 ■ Rank 3 ■ Rank 4 ■ Rank 5 ■ Rank 6

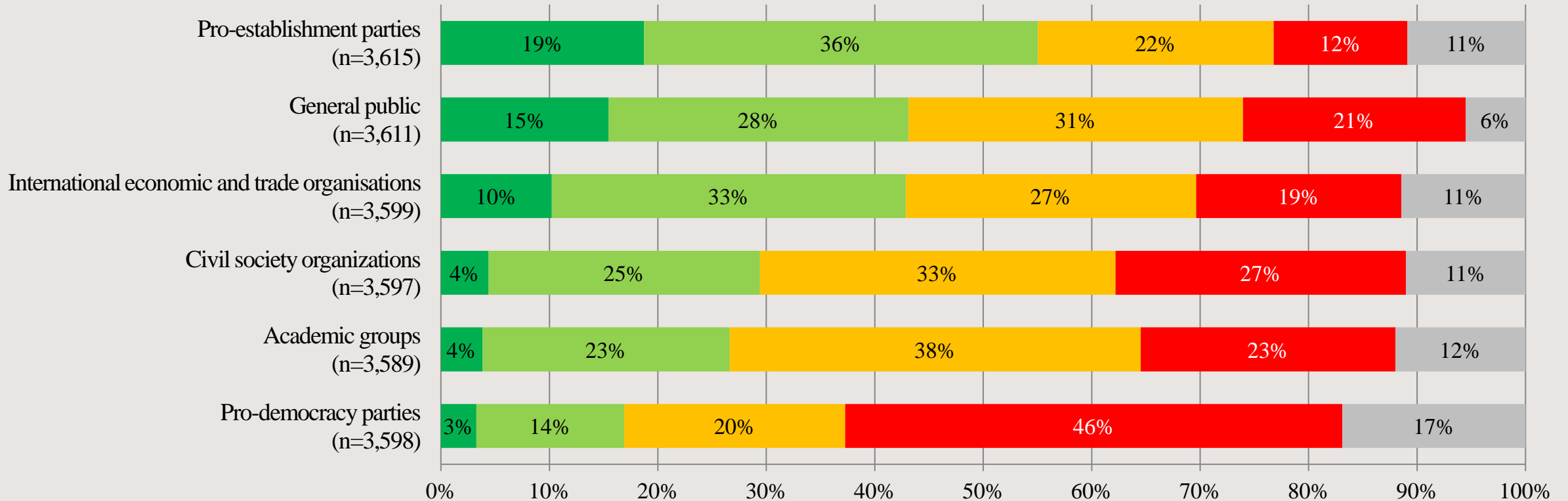


Survey Result

7

- **Question: Q3 How much influence do you think the opinions of the following groups have had on the content of the Budget?**

■ A lot ■ Some ■ Little ■ Not at all ■ Don't know / hard to say



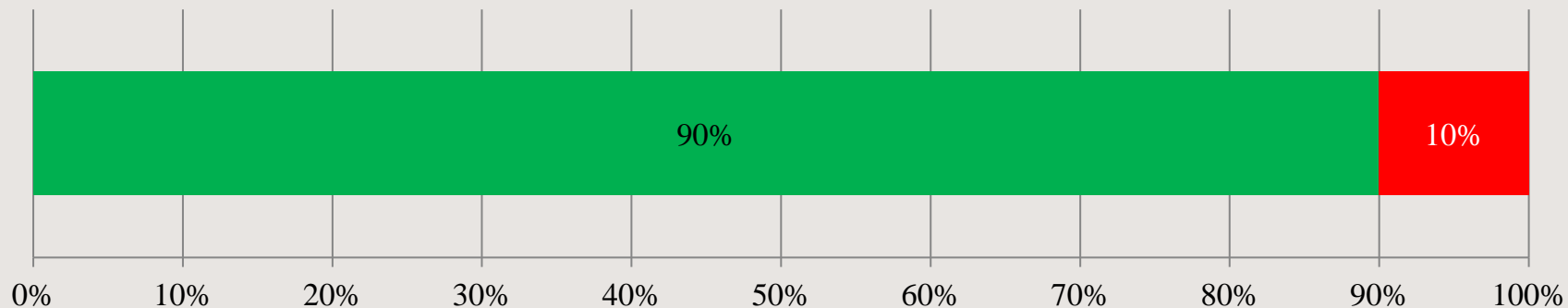
Survey Result

8

- **Question: Q4 Do you have any knowledge of the contents of the Budget this year?**

	Percentage (n=3,637)
Have some knowledge of the contents of the Budget	90%
Don't have any knowledge of the contents of the Budget	10%

■ Have some knowledge of the contents of the Budget ■ Don't have any knowledge of the contents of the Budget



Survey Result

9

- **Question: Q5 Overall, how satisfied or dissatisfied are you with the Budget this year?***

	Percentage (n=3,258)	
Very satisfied	5%	} 32%
Somewhat satisfied	28%	
Half-half	35%	
Somewhat dissatisfied / Not quite satisfied	19%	} 31%
Very dissatisfied	12%	
Don't know / hard to say	2%	
Net satisfaction	1%	
Mean value [†]	2.9	

- **Question: Q6 Please rate on a scale of 0 to 100 your extent of satisfaction with the Budget this year, with 0 indicating very dissatisfied, 100 indicating very satisfied and 50 indicating half-half. How would you rate the Budget this year?***

Rating (n=3,107)
52.5

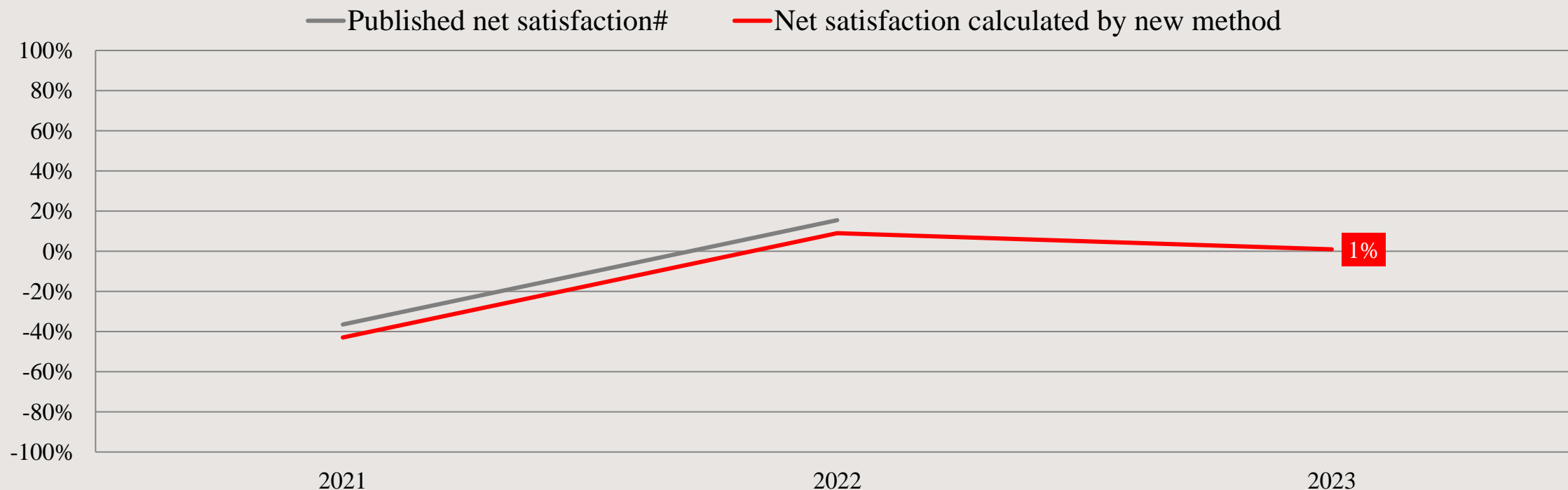
*Only asked those who “have some knowledge of the contents of the Budget”

† The mean value is calculated by quantifying all individual responses into 1, 2, 3, 4, 5 marks according to their degree of satisfaction, where 1 is the lowest and 5 the highest, and then calculate the sample mean.

Survey Result

10

- **Question: Q5 Overall, how satisfied or dissatisfied are you with the Budget this year?**

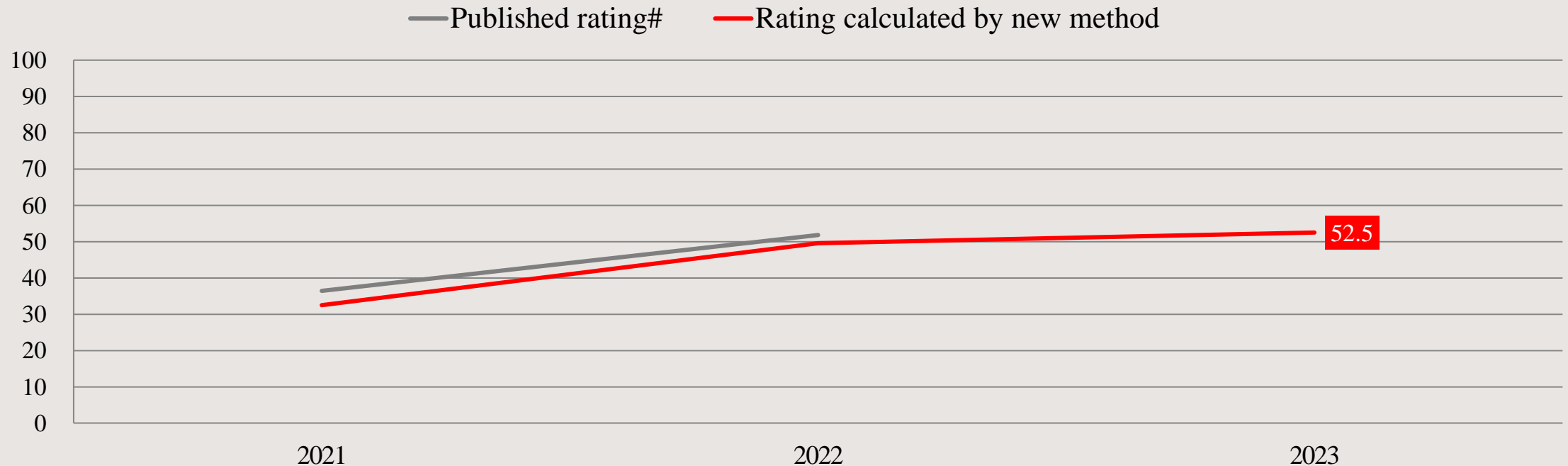


Published figures included random telephone samples, and online and telephone samples from “Hong Kong People Representative Panel”, while the figures calculated by new method first excluded all random telephone samples and then data from the online samples from “Hong Kong People Representative Panel” and “Hong Kong People Volunteer Panel” were adjusted by the modified weighting method.

Survey Result

11

- **Question: Q6 Please rate on a scale of 0 to 100 your extent of satisfaction with the Budget this year, with 0 indicating very dissatisfied, 100 indicating very satisfied and 50 indicating half-half. How would you rate the Budget this year?**



Published figures included random telephone samples, and online and telephone samples from “Hong Kong People Representative Panel”, while the figures calculated by new method first excluded all random telephone samples and then data from the online samples from “Hong Kong People Representative Panel” and “Hong Kong People Volunteer Panel” were adjusted by the modified weighting method.

Survey Result

12

- **Question: Q7 Please rate on a scale of 0 to 100 your extent of support to the Financial Secretary Paul Chan, with 0 indicating absolutely not supportive, 100 indicating absolutely supportive and 50 indicating half-half. How would you rate the Financial Secretary Paul Chan?**

Rating (n=3,449)
49.0

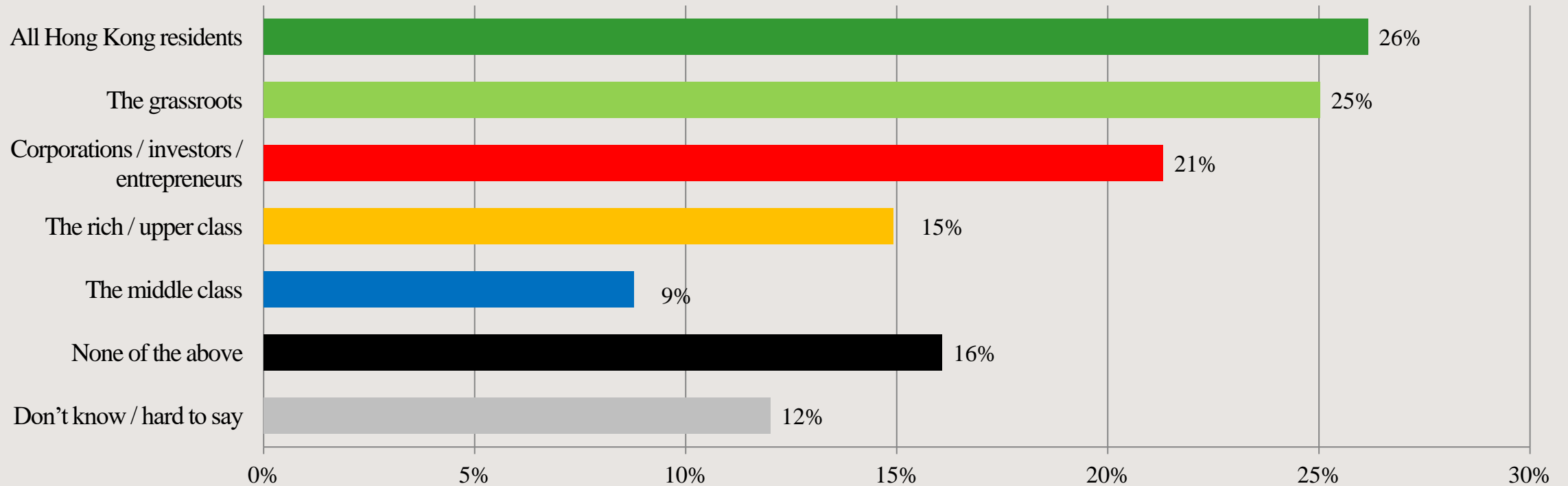
- **Question: Q8 If you had the right to vote on the reappointment or dismissal of Paul Chan as the Financial Secretary tomorrow, how would you vote?**

	Percentage (n=3,636)
Reappointment	48%
Dismissal	27%
Abstention	25%
Net value	20%

Survey Result

14

- **Question: Q9 In your view, who are the main beneficiaries of the Budget?**



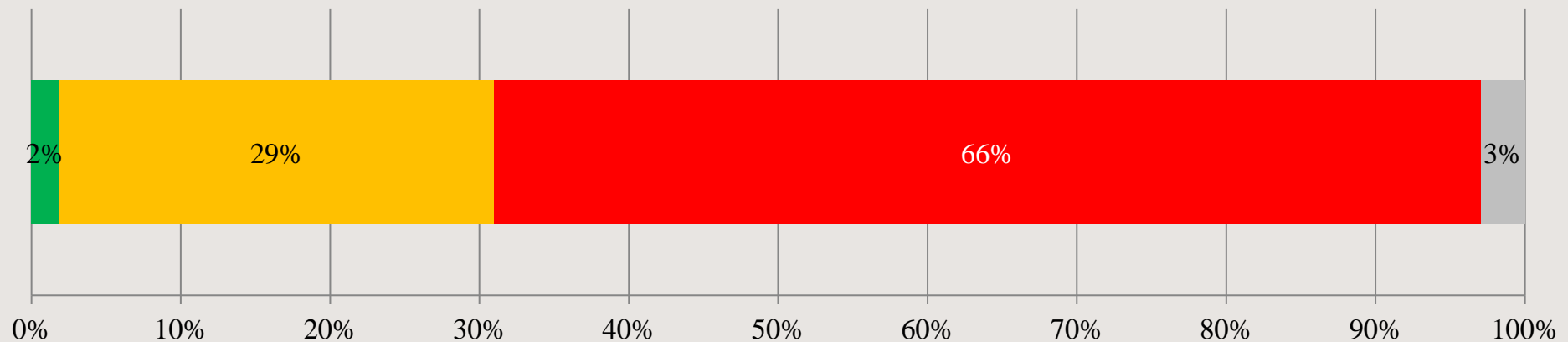
Survey Result

15

- **Question: Q10 In your opinion, are the relief measures (known commonly as “sweeteners”) in the Budget this year stronger or weaker compared with those last year?**

	Percentage (n=3,631)
Stronger than the Budget last year	2%
More or less the same	29%
Weaker than the Budget last year	66%
Don't know / hard to say	3%

■ Stronger than the Budget last year ■ More or less the same ■ Weaker than the Budget last year ■ Don't know / hard to say



Survey Result

16

- **Question: Q11 Do you think you and your family's lives will become better, worse, or more or less the same in the coming year?**

	Percentage (n=3,633)
Better	15%
More or less the same	61%
Worse	19%
Don't know / hard to say	5%

