

PORI

HONG KONG PUBLIC OPINION RESEARCH INSTITUTE

香 港 民 意 研 究 所

Latest Tracking Poll Results

February 2, 2023

Contact Information

2

- Date of survey: 9-18/1/2023
- Survey method: Random telephone survey conducted by real interviewers
- Target population: Cantonese-speaking Hong Kong residents aged 18 or above
- Sample size: 1,000 (including 500 landline and 500 mobile samples)
- Effective response rate: 52.0%
- Sampling error: Sampling error of percentages not more than +/-4% and that of net values not more than +/-7% at 95% conf. level
- Weighting method: Rim-weighted according to figures provided by the Census and Statistics Department. The gender-age distribution of the Hong Kong population came from “Mid-year population for 2021”, while the educational attainment (highest level attended) distribution and economic activity status distribution came from “Women and Men in Hong Kong - Key Statistics (2021 Edition)”.

Survey Topic

3

- People's feelings towards different peoples and governments

Survey Result - People's feelings towards different peoples and governments

4

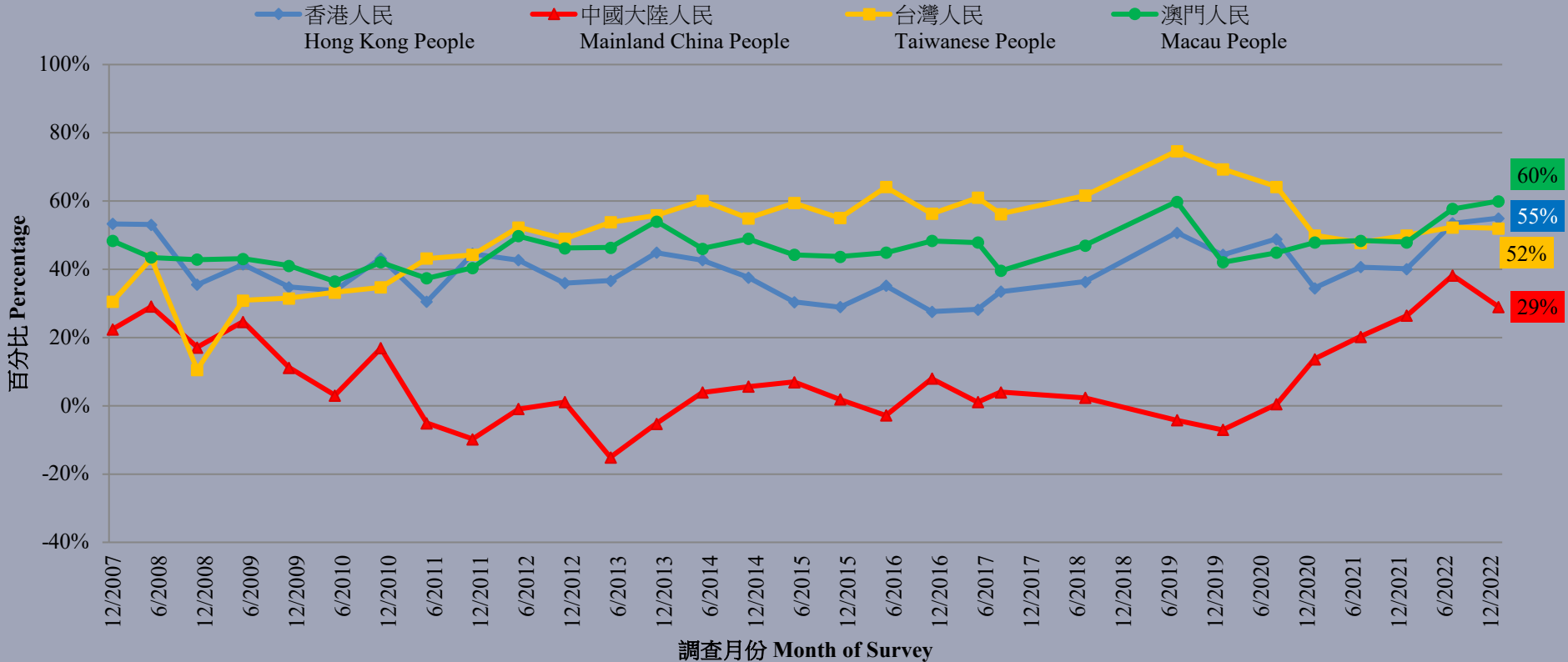
• Net affinity towards different peoples and governments

		4-7/7/2022	9-18/1/2023	Change	Record
Hong Kong	People	54%	55%	▲1%	All-time record high since Dec. 2007
	Government	12%	19%	▲7%	Record high since May 2008
Mainland China	People	38%	29%	▼9%	Record low since Jan. 2022
	Government	23%	18%	▼5%	Record low since Jan. 2022
Taiwan	People	52%	52%	--	--
	Government	0%	-4%	▼4%	Record low since Nov. 2008
Macau	People	58%	60%	▲2%	All-time record high since Dec. 2007
	Government	41%	49%	▲8%	Record high since Nov. 2006

- Our latest survey shows that Hong Kong people feel more positively about all other peoples than their governments. Compared to half a year ago, the net affinity of Hong Kong people towards the peoples and governments have no significant change. Looking back at past records, the net affinity of Hong Kong people towards the peoples of Hong Kong and Macau have both registered **historical highs** since December 2007, while that towards their governments have registered **new record highs** since May 2008 and November 2006 respectively; the net affinity of Hong Kong people towards the government of Taiwan has somehow registered **a new record low** since November 2008.

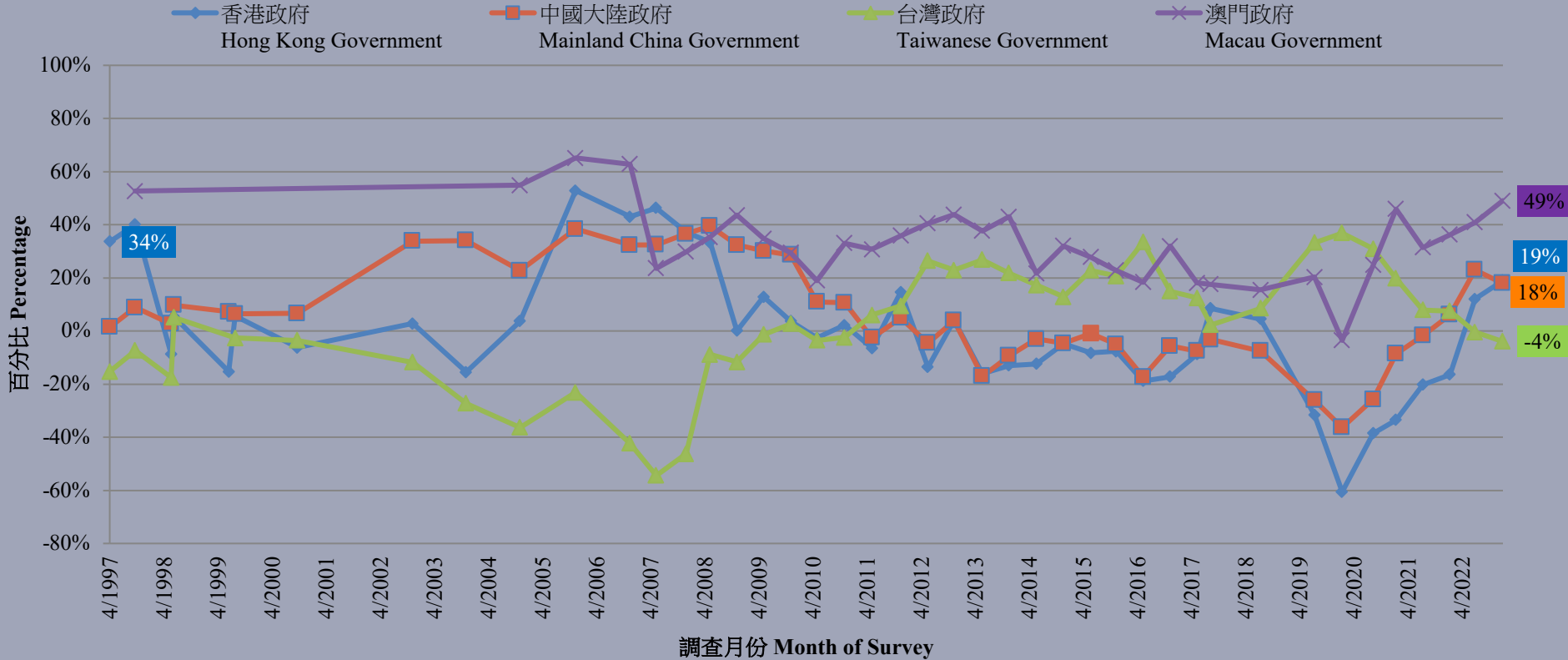
Survey Result - People's feelings towards different peoples and governments

市民對各地人民好感淨值 - 綜合圖表 (按次計算)
People's feeling towards different People – Net Value Combined Charts (Per Poll)
(12/2007 – 1/2023)



Survey Result - People's feelings towards different peoples and governments

市民對各地政府好感淨值 - 綜合圖表 (按次計算)
 People's feeling towards different Governments – Net Value Combined Charts (Per Poll)
 (4/1997 – 1/2023)



Survey Result - People's feelings towards different peoples and governments

7

• Net affinity towards different peoples and governments

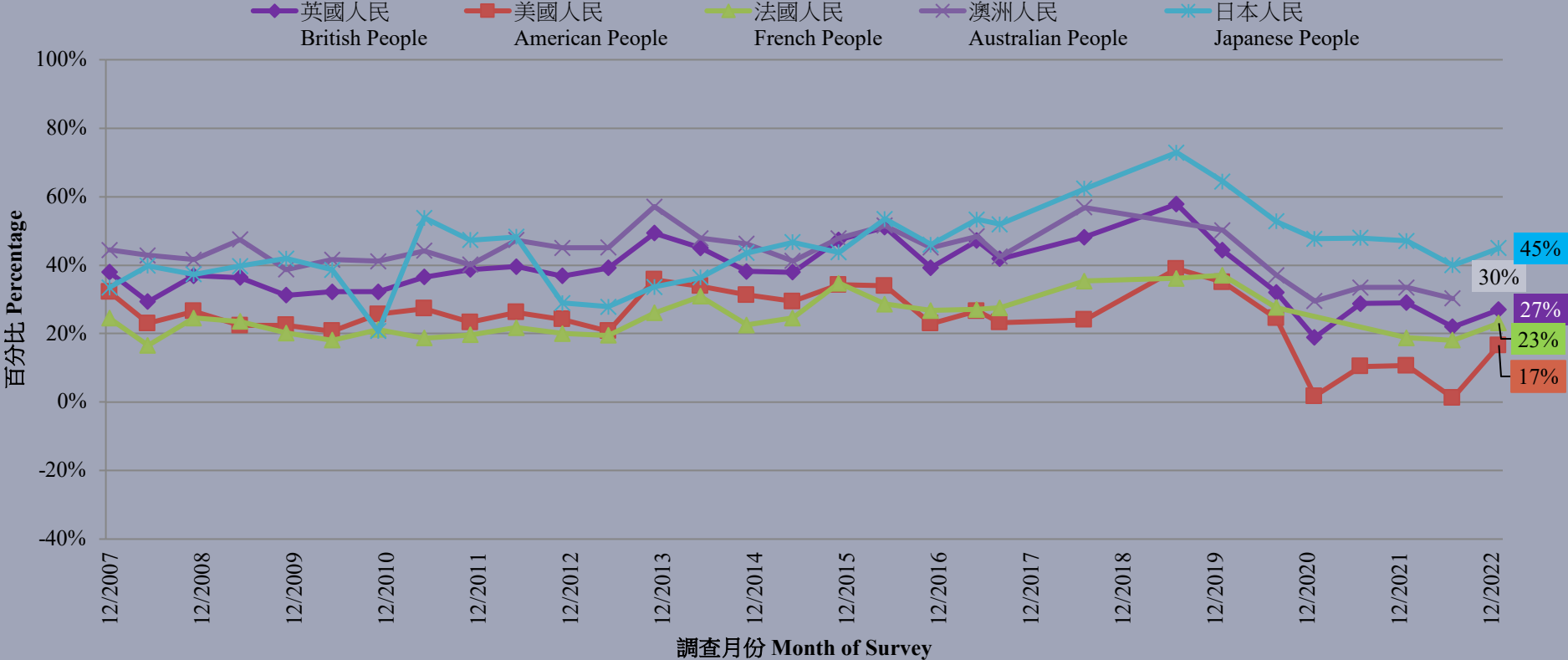
		4-7/7/2022	9-18/1/2023	Change	Record
Japan	People	40%	45%	▲5%	Record high since Jan. 2022
	Government	-7%	-10%	▼3%	Record low since Aug. 2017
United Kingdom	People	22%	27%	▲5%	Record high since Jan. 2022
	Government	-4%	0%	▲4%	Record high since Jan. 2022
France	People	18%	23%	▲5%	Record high since Aug. 2020
	Government	-2%	7%	▲9%*	Record high since Jan. 2022
United States	People	1%	17%	▲15%*	Record high since Aug. 2020
	Government	-37%	-25%	▲12%*	Record high since Jan. 2022
Australia	People	30%	--	--	--
	Government	7%	--	--	--

- Compared to half a year ago, the net affinity of Hong Kong people towards the government of France and the people and government of the United States have **increased significantly**. Looking back at past records, the net affinity of Hong Kong people towards the government of Japan has registered **new record lows** since August 2017.

* Significant change

Survey Result - People's feelings towards different peoples and governments

市民對各地人民好感淨值 - 綜合圖表 (按次計算)
 People's feeling towards different People - Net Value Combined Charts (Per Poll)
 (12/2007 - 1/2023)



Survey Result - People's feelings towards different peoples and governments

市民對各地政府好感淨值 - 綜合圖表 (按次計算)
 People's feeling towards different Governments – Net Value Combined Charts (Per Poll)
 (4/1997 – 1/2023)

