



HONG KONG PUBLIC OPINION RESEARCH INSTITUTE  
香港民意研究所

---

## Hong Kong Public Opinion Research Institute

---

### **PopPanel Research Report No. 138 cum Community Democracy Project Research Report No. 82 cum Community Health Project Research Report No. 78**

---

**Survey Date: 13 March to 24 April 2022**

**Release Date: 26 April 2022**

Copyright of this report was generated by the Hong Kong Public Opinion Research Institute (HKPORI) and opened to the world.

HKPORI proactively promotes open data, open technology and the free flow of ideas, knowledge and information.

The predecessor of HKPORI was the Public Opinion Programme at The University of Hong Kong (HKUPOP).

“PORI” in this publication may refer to HKPORI or HKUPOP as the case may be.

## Research Background

Initiated by the Hong Kong Public Opinion Research Institute (HKPORI), the “Community Integration through Cooperation and Democracy, CICD” Project (or the “Community Democracy Project”) aims to provide a means for Hongkongers to re-integrate ourselves through mutual respect, rational deliberations, civilized discussions, personal empathy, social integration, and when needed, resolution of conflicts through democratic means. It is the rebuilding of our Hong Kong society starting from the community level following the spirit of science and democracy. For details, please visit: <https://www.pori.hk/research-reports-en/cicd.html?lang=en>.

The surveys of Community Democracy (CD) Project officially started on 3 January 2020, targeting members of “HKPOP Panel” established by HKPORI in July 2019, including “Hong Kong People Representative Panel” (Probability-based Panel) and “Hong Kong People Volunteer Panel” (Non-probability-based Panel). This report also represents Report No. 138 under HKPOP Panel survey series, as well as Report No. 82 under the CD Project survey series. Since CD Project aims to gauge the opinions of members in different communities, HKPORI needs to continuously recruit new panel members and map their profile with their respective constituency areas to form “HKPOP Community Panel” including “Community Representative Panel” and “Community Volunteer Panel” first, and then conduct the research.

In view of the outbreak of Novel Coronavirus (also known as “Wuhan Pneumonia”) in late January 2020, HKPORI kick-started the “Community Democracy Project: Community Health Module” or “Community Health Project” using a PopPanel survey design to study the public’s views on the epidemic and the Government’s relevant policies using small communities such as housing estates as the unit of analysis. The survey covers people’s views on their perceived chance of contracting pneumonia, appraisal on the government’s handling of the disease, impacts of the border closure, calls for strike by frontline medical staff, community outbreak, work-from-home arrangement, immigration controls, general use of face masks as well as the government’s implementation of relevant policies. This is the Report No. 78 under the Community Health Project survey series. The special feature of the Community Health Project is the lowering of respondents’ age bracket to 12 years old, in order to obtain more comprehensive samples.

HKPORI sent out emails to all panel members at the beginning of the survey, inviting them to fill in the questionnaire at the designated online platform. Members were allowed to make repeated submissions, while only the last submission of each individual member would be used for analysis.

## Contact Information

Herewith the contact information of the “Community Health survey”:

**Table 1: Detailed Contact Information**

Survey method	Online survey
Target population	HKPOP Panel samples, namely Hong Kong People Representative Panel (Probability-based Panel) and Hong Kong People Volunteer Panel (Non-probability-based Panel)
Weighting method	Rim-weighted according to 1) gender-age distribution, educational attainment (highest level attended) distribution and economic activity status distribution of Hong Kong population from Census and Statistics Department; 2) appraisal of political condition and political inclination distribution from regular tracking surveys.
Date of survey	13 March, 3pm – 24 April, 3pm
Total sample size	9,889
Response rate	11.4%
Sampling error <sup>[1]</sup>	Sampling error of percentages at +/-1% at 95% confidence level

[1] All error figures in this release are calculated at 95% confidence level. “95% confidence level” means that if we were to repeat a certain survey 100 times with different random samples, we would expect 95 times having the population parameter within the respective error margins calculated. Because of sampling errors, when quoting percentages, journalists should refrain from reporting decimal places, whereas one decimal place can be used when quoting rating figures.

## PopPanel Composition

Regarding data collection, survey data from both the Hong Kong People Representative Panel and Hong Kong People Volunteer Panel were collected in the form of online questionnaire.

Among them, the Hong Kong People Representative Panel comes from members of the “HKPOP Panel” recruited in regular random telephone surveys. HKPORI uses “HKPOP Panel” as a framework for conducting surveys for different research projects, any eligible family member in the household may be invited to participate in a specific research.

Meanwhile, members of the Hong Kong People Volunteer Panel are recruited online. Citizens only need to self-register in HKPORI website to participate in online questionnaires.

All panel data collected will be adjusted using rim-weighting, to minimize the effects of self-selection bias or participation bias. Details are documented in the Weighting Procedure section.

## Response Rate

HKPORI adopts a set of contact definition in compliance with most international standards. Historically, the social research community in Hong Kong has developed its own set of contact rates, cooperation rates, response rates, and so on. HKPORI normally reports the “success rate” for online surveys.

The calculation of the success rates in this study refers to the following tables.

**Table 2: Calculation of success rate of the HKPOP Panel (by HKPORI definition)**

Success rate		
=	$\frac{\text{Successful cases}}{\text{Panel size of the HKPOP Panel}}$	x 100.0%
=	$\frac{9,889}{86,604}$	x 100.0%
=	11.4%	

## Weighting Procedure

HKPORI has continuously adopted and enhanced its weighting method over the past few decades. For this survey, HKPORI adopts a “2 by 5 by 2 by 4 by 5 by 4” weighting procedure involving six variables, namely, gender, age, educational attainment, economic activity status, appraisal of political condition and political inclination. Basically, the raw data of practically all random telephone surveys conducted by HKPORI are rim-weighted by the figures obtained from the Hong Kong Census and Statistics Department so that the marginal distribution of the sample in terms of gender, age, educational attainment and economic activity status would match with that of the general population figures from the Hong Kong Census and Statistics Department. The marginal distribution of the sample in terms of appraisal of political condition and political inclination would match that of the general population in HKPORI’s regular tracking surveys. This rim-weighting method (sometimes called raking) is found to be the most practicable method in processing HKPORI’s survey data.

Specifically, the gender and age groupings used for weighting are as follows:

- Male 12-29
- Male 30-39
- Male 40-49
- Male 50-59
- Male 60 or above
- Female 12-29
- Female 30-39
- Female 40-49
- Female 50-59
- Female 60 or above

The educational attainments used for weighting are as follows:

- Secondary or below
- Tertiary or above

The economic activity statuses used for weighting are as follows:

- Working population / Others
- Home-makers / Housewives
- Students
- Retired person

The appraisals of political condition used for weighting are as follows:

- Very satisfied
- Quite satisfied
- Half-half // Don’t know / hard to say // Refused to answer
- Quite dissatisfied
- Very dissatisfied

The political inclinations used for weighting are as follows:

- Pro-democracy camp
- Pro-establishment camp
- Localist
- Centrist // Other // No political inclination / politically neutral / do not belong to any camp // Don’t know / hard to say // Refused to answer

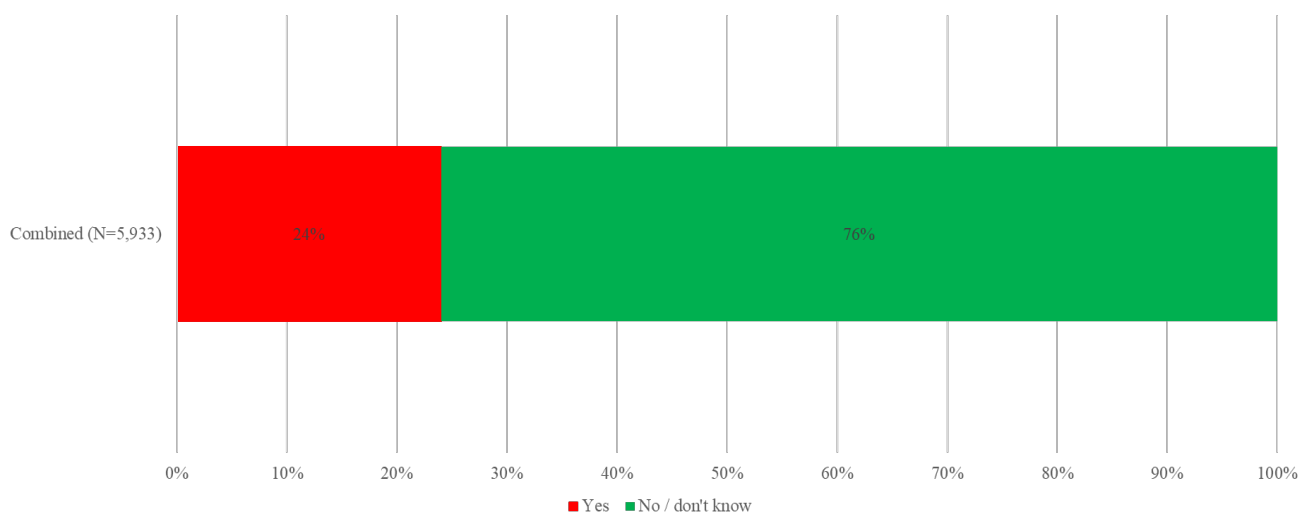
## Quantitative Analysis Results

Quantitative analysis results of the “Community Health survey”, after applying the weighting procedures, are as follows. Since 2022, survey results will be presented in combined figures (i.e. samples collected from the Hong Kong People Representative Panel and Hong Kong People Volunteer Panel) instead of separated by the panel type.

**Table 3: Q1 Survey results; Survey period: 13/3-24/4/2022**

Opinion Question	Combined (Base=5,933)	
	Yes	No / don't know
Q1 Have you ever contracted COVID-19?	24%	76%

**Chart 1: Q1 Combined Chart**



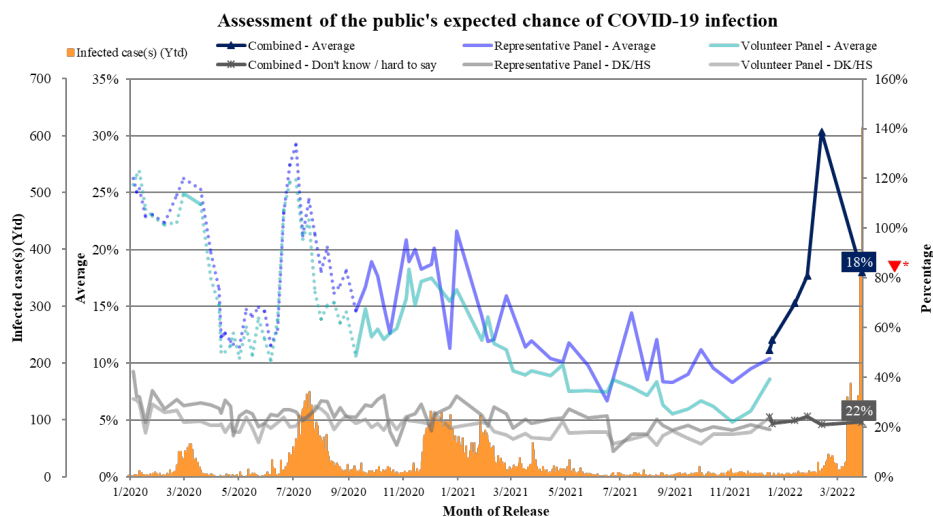
**Table 4: Q2 Survey results; Survey period: 13/3-24/4/2022**

Opinion Question <sup>[2]</sup>	Combined (Base=9,857)		
	Don't know / hard to say	Try to predict	Average
Q2 What do you think is your chance of being infected with <b>novel coronavirus pneumonia</b> , also known as Wuhan pneumonia, in the coming one month? [ <b>Logarithmic Scale</b> ]	22%	78%	18% <sup>[3]</sup>

[2] Answer options included: 0-10 rating scale, others and don't know / hard to say. Answer options changed from linear scale to logarithmic scale since Oct 2020. Questions asked remain unchanged while options of lower probability are further broken down and increase gradually in logarithmic scale.

[3] The difference between the figure and the result from the previous survey has gone beyond the sampling error at 95% confidence level, meaning that the change is statistically significant prima facie. However, whether the difference is

**Chart 2: Q2 Combined Chart**

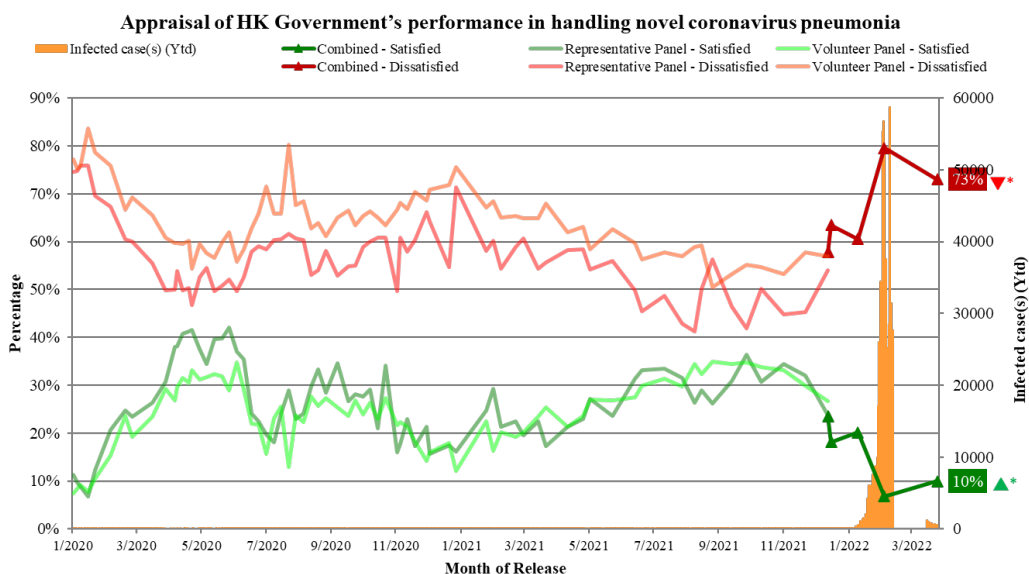


**Table 5: Q3 Survey results; Survey period: 13/3-24/4/2022**

Opinion Question <sup>[4]</sup>	Combined (Base=9,877)			
	Satisfied	Half-half	Dissatisfied	Mean <sup>[5]</sup>
Q3 How satisfied or dissatisfied are you with the <b>government’s performance in handling novel coronavirus pneumonia?</b>	10% <sup>[6]</sup>	17% <sup>[6]</sup>	<b>73%<sup>[6]</sup></b>	1.8 <sup>[6]</sup>

- [4] Answer options included: very much satisfied, somewhat satisfied, half-half, somewhat dissatisfied, very much dissatisfied and don’t know / hard to say.
- [5] The mean value is calculated by quantifying all individual responses into 1, 2, 3, 4, 5 marks according to their degree of satisfaction, where 1 is the lowest and 5 the highest, and then calculate the sample mean.
- [6] The difference between the figure and the result from the previous survey has gone beyond the sampling error at 95% confidence level, meaning that the change is statistically significant prima facie. However, whether the difference is statistically significant is not the same as whether they are practically useful or meaningful, and different weighting methods could have been applied in different surveys.

**Chart 3: Q3 Combined Chart**





# Appendices

**Appendix 1: Demographic profile of respondents**

Gender:

	Raw sample		Weighted sample	
	Freq	%	Freq	%
Male	5,176	52.3%	4,665	47.2%
Female	4,694	47.5%	5,200	52.6%
Other	22	0.2%	28	0.3%
Total	9,892	100.0%	9,893	100.0%
Missing case(s)	1		<1	

Age:

	Raw sample		Weighted sample	
	Freq	%	Freq	%
12 - 29	1,518	15.4%	1,815	18.3%
30 - 39	2,424	24.5%	1,364	13.8%
40 - 49	2,424	24.5%	1,748	17.7%
50 - 59	2,230	22.6%	2,408	24.3%
60 or above	1,290	13.0%	2,557	25.8%
Total	9,886	100.0%	9,891	100.0%
Missing case(s)	0		0	

Education attainment:

	Raw sample		Weighted sample	
	Freq	%	Freq	%
Primary or below	19	0.2%	82	0.9%
Secondary	1,560	16.5%	3,675	38.8%
Tertiary or above	7,885	83.3%	5,707	60.3%
Total	9,464	100.0%	9,464	100.0%
Missing case(s)	429		429	

## Occupation:

	Raw sample		Weighted sample	
	Freq	%	Freq	%
Administrators and professionals	3,725	39.4%	1,986	21.0%
Clerks and service workers	2,561	27.1%	2,487	26.3%
Workers	232	2.5%	400	4.2%
Students	372	3.9%	583	6.2%
Home-makers / housewives	425	4.5%	976	10.3%
Others	2,135	22.6%	3,018	31.9%
Total	9,450	100.0%	9,450	100.0%
Missing case(s)	443		443	

## Political inclination:

	Raw sample		Weighted sample	
	Freq	%	Freq	%
Pro-democracy camp	4,605	48.6%	1,833	19.2%
Pro-establishment camp	75	0.8%	1,610	16.9%
Localist	3,478	36.7%	780	8.2%
Centrist	369	3.9%	1,630	17.1%
Others	110	1.2%	244	2.6%
No political inclination / politically neutral / don't belong to any camp	647	6.8%	2,681	28.1%
Don't know / hard to say	193	2.0%	746	7.8%
Total	9,477	100.0%	9,524	100.0%
Missing case(s)	416		369	

**Appendix 2: Contact Information**

Total valid samples	9,889
Survey period	13/3-24/4/2022
Success rate	11.4%
Questionnaires sent out	86,604
Questionnaires received	29,473
Ineligible samples	244
Invalid samples	16363
Incomplete samples	1,764
Standard error	0.5%
Sampling error	1.0%

**Appendix 3: Quantitative analyses**

Q1 Have you ever contracted COVID-19?	Total	
	Frequencies	Percentages (Base=5,933)
Yes	1311	24.5%
No / don't know	4,622	75.5%
Total	5,933	100.0%
<i>Refuse to answer</i>		<i>3960</i>

Q2 What do you think is your chance of being infected with the Coronavirus disease, also known as Wuhan pneumonia, in the coming one month? [Logarithmic Scale]	Total	
	Frequencies	Percentages (Base=9,857)
0% chance (Certainly not)	811	9.0%
0.001% chance (1 in 100,000)	831	9.8%
0.01% chance (1 in 10,000)	552	6.8%
0.1% chance (1 in 1,000)	482	6.6%
1% chance (1 in 100)	753	5.1%
5% chance (1 in 20)	636	4.2%
10% chance (1 in 10) } Small chance	1015 } 6,523	7.9% } 61.1%
15% chance	163	1.2%
20% chance	499	4.2%
25% chance	147	1.5%
30% chance	356	2.9%
35% chance	76	0.6%
40% chance	184	1.2%
45% chance	18	0.1%
50% chance	1,009	11.0%
60% chance	143	0.9%
70% chance	174	1.3%
80% chance } Large chance	143 } 722	1.0% } 5.8%
90% chance	73	0.9%
100% chance (Certainly will)	189	1.7%
Others	4	<0.1%
Don't know / hard to say	1,599	22.1%
Total	9,857	100.0%
Mean		1.84
Standard error of mean		<0.1
Median		0.50
Refuse to answer		36

Q3 How satisfied or dissatisfied are you with the government's performance in handling novel coronavirus pneumonia?	Total	
	Frequencies	Percentages (Base=9,877)
Very much satisfied	27	1.0%
Somewhat satisfied	72	8.5%
Half-half	236	17.2%
Somewhat dissatisfied	555	20.2%
Very much dissatisfied	8980	52.4%
Don't know / hard to say	7	0.6%
<b>Total</b>	<b>9,877</b>	<b>100.0%</b>
Mean values		1.1
Standard error of mean		<0.1
Median		1.0
<i>Refuse to answer</i>		16
<b>Net value (Satisfied- Dissatisfied)</b>		<b>-63.2%</b>

## Appendix 4: Survey questionnaire (13/3-24/4/2022)

### We Hongkongers & Community Health Survey

Hong Kong Public Opinion Research Institute is politically neutral. We welcome different opinions. All personal data will be kept strictly confidential. You can fill in the questionnaire again to express your latest views. When we need to work on the data, your last submission will be used. For enquiries, please email us at [panel@pori.hk](mailto:panel@pori.hk).

Last updated: xxxx-xx-xx

Tentative next update: xxxx-xx-xx

**\*Required**

#### Eligibility Confirmation

Are you a Hong Kong resident aged 12 or above (i.e., currently residing in Hong Kong)? \*

- Yes  
 No

#### Community Health

Have you ever contracted COVID-19?

- Yes  
 No / don't know

How likely do you think it is that you will contract or re-contract COVID-19 over the next one month?

(Please select the closest answer)

- |  |                                  |  |
|--|----------------------------------|--|
| <input type="radio"/> 0% chance (Certainly not)    | <input type="radio"/> 20% chance | <input type="radio"/> 70% chance                   |
| <input type="radio"/> 0.001% chance (1 in 100,000) | <input type="radio"/> 25% chance | <input type="radio"/> 80% chance                   |
| <input type="radio"/> 0.01% chance (1 in 10,000)   | <input type="radio"/> 30% chance | <input type="radio"/> 90% chance                   |
| <input type="radio"/> 0.1% chance (1 in 1,000)     | <input type="radio"/> 35% chance | <input type="radio"/> 100% chance (Certainly will) |
| <input type="radio"/> 1% chance (1 in 100)         | <input type="radio"/> 40% chance | <input type="radio"/> _____ % chance               |
| <input type="radio"/> 5% chance (1 in 20)          | <input type="radio"/> 45% chance | <input type="radio"/> Don't know / hard to say     |
| <input type="radio"/> 10% chance (1 in 10)         | <input type="radio"/> 50% chance |  |
| <input type="radio"/> 15% chance                   | <input type="radio"/> 60% chance |  |



**Do you think the regulation prohibiting gatherings of more than a specific number of people in public places should be completely lifted unconditionally in Hong Kong?**

- Yes, the ban should be lifted unconditionally → [Skip questions related to this regulation](#)
- No, it should depend on the epidemic situation
- Don't know / hard to say

**For reference, there are 53 newly confirmed cases on April 13, 2022**

**How many newly confirmed cases each day should there be before it would be appropriate to prohibit gatherings of more than 2 people?**

*(The pandemic should be at its worst)*

- Number of newly confirmed cases each day: \_\_\_\_\_
- Don't know / hard to say

**How many newly confirmed cases each day should there be before it would be appropriate to prohibit gatherings of more than 4 people?**

- Number of newly confirmed cases each day: \_\_\_\_\_
- Don't know / hard to say

**How many newly confirmed cases each day should there be before it would be appropriate to prohibit gatherings of more than 8 people?**

- Number of newly confirmed cases each day: \_\_\_\_\_
- Don't know / hard to say

**How many newly confirmed cases each day should there be before it would be appropriate to prohibit gatherings of more than 16 people?**

- Number of newly confirmed cases each day: \_\_\_\_\_
- Don't know / hard to say

**If necessary, please list combinations of [number of cases & number of people allowed in gatherings] that you think is appropriate in the field below:**

---

**After how many days of zero infection do you think the group gathering ban should be lifted altogether?**

\_\_\_\_\_ day(s)

**How satisfied or dissatisfied are you with the government’s performance in handling COVID-19?**

- Very much satisfied
- Somewhat satisfied
- Half-half
- Somewhat dissatisfied
- Very much dissatisfied
- Don’t know / hard to say

**Other Opinions**

**Generally speaking, how satisfied or dissatisfied are you with the current ..... in Hong Kong?**

(Randomise the three conditions)

	Very much satisfied	Somewhat satisfied	Half-half	Somewhat dissatisfied	Very much dissatisfied	Don’t know / hard to say
Political condition						
Economic condition						
Livelihood condition						

**Personal Information**

**This section is about personal information. If you have already provided relevant information in this survey series and have nothing to add or update, you may skip these questions. We will use the past data you provided in this survey series for analysis.**

- I have already provided my personal information, and has nothing to add or update ([skip questions on personal information](#))
- Provide / update personal information now

**Gender**

- Male
- Female
- Other

**Age**

- |                                       |                                   |
|---------------------------------------|-----------------------------------|
| <input type="radio"/> _____ years old | <input type="radio"/> 40 - 44     |
| <input type="radio"/> 12 - 14         | <input type="radio"/> 45 - 49     |
| <input type="radio"/> 15 - 17         | <input type="radio"/> 50 - 54     |
| <input type="radio"/> 18 - 19         | <input type="radio"/> 55 - 59     |
| <input type="radio"/> 20 - 24         | <input type="radio"/> 60 - 64     |
| <input type="radio"/> 25 - 29         | <input type="radio"/> 65 - 69     |
| <input type="radio"/> 30 - 34         | <input type="radio"/> 70 or above |
| <input type="radio"/> 35 - 39         |                                   |

**Educational attainment**

(The highest level attended, regardless of whether you have completed the course, including what you are attending)

- Primary or below
- Lower secondary (Secondary 1 to 3)
- Upper secondary (Secondary 4 to 7 / DSE / Yi Jin)
- Tertiary: non-degree course (including diploma / certificate / sub-degree course)
- Tertiary: bachelor degree course
- Tertiary: postgraduate school or above

**Occupation**

(Owner / self-employed / freelance / part time / civil servant are not valid answers, please answer according to the job nature or content)

- Administrator and professional
- Clerical and service worker
- Production worker
- Student
- Home-maker / housewife
- Retired person
- Unemployed / between jobs / other non-employed
- Other: \_\_\_\_\_

**Which of the following best describes your political inclination?**

(Randomise the four camps)

- Localist
- Pro-democracy camp
- Centrist
- Pro-establishment camp
- Other: \_\_\_\_\_

- No political inclination / politically neutral / do not belong to any camp
- Don't know / hard to say

**End of Questionnaire**

Thank you for completing the survey. For enquiries, please email us at [panel@pori.hk](mailto:panel@pori.hk).