

2022 年 8 月 19 日 新聞公報

香港民研發放今日最新限聚指數

摘要

香港民研早於2020年4月21日啟動「疫後復工指數」先導計劃，目的是提供科學數據讓市民開始討論應該在什麼條件下恢復正常生活，包括工作、個人、家庭、社區和社會層面。及至2021年4月7日，香港民研正式研啟動了「限聚指數」，旨在每天公佈市民對「限聚令」的最新接受程度及市民可接受的限聚人數。在經歷幾個月的測試後，香港民研證實市民對「限聚令」的看法並不會急速改變。因此，香港民研決定每月或在政策有改變時才進行一次基準調查，而每日的指數只需在最新基準調查參照表中，查閱每日的確診個案數字即可。今天(2022年8月19日)最新「限聚指數」數值為13.7，並有75%市民認為現時「限聚令」太緊。

最新基準調查樣本資料

調查日期	: 15/7 15:00 – 5/8 15:00
調查方法	: 以電郵接觸群組成員，並於網上完成調查
訪問對象	: 十二歲或以上的香港市民
總成功樣本	: 3,821
回應比率	: 4.5%
抽樣誤差 ^[1]	: 95%置信水平，百分比誤差+/-1%
加權方法	: 按照 1) 政府統計處提供的全港人口年齡及性別分佈、教育程度（最高就讀程度）及經濟活動身分統計數字；2) 常規調查中的政治狀況評價及政治取向分佈，以「反覆多重加權法」作出調整。

[1] 此公報中所有誤差數字均以 95%置信水平計算。95%置信水平，是指倘若以不同隨機樣本重複進行有關調查 100 次，則 95 次各自計算出的誤差範圍會包含人口真實數字。由於調查數字涉及抽樣誤差，傳媒引用百分比數字時，應避免使用小數點，在引用評分數字時，則可以使用一個小數點。

最新數據

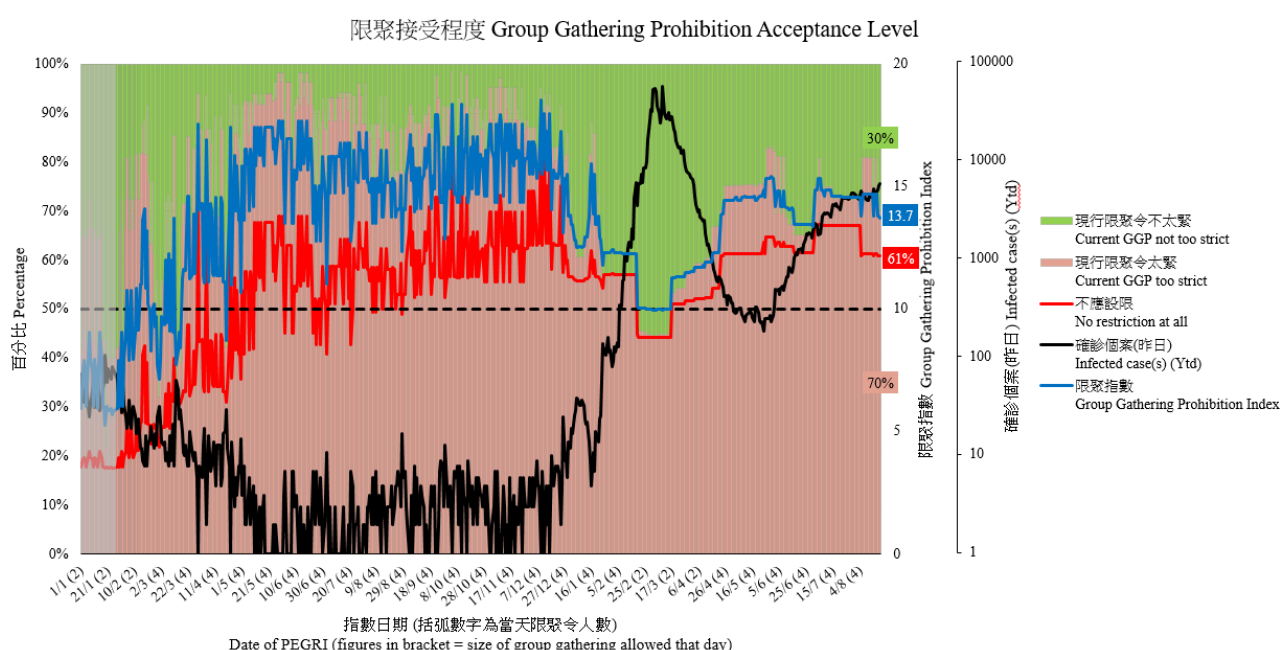
表一：限聚接受程度及限聚指數

日期	13/8/22 ^[2]	14/8/22 ^[2]	15/8/22 ^[2]	16/8/22 ^[2]	17/8/22 ^[2]	18/8/22 ^[2]	19/8/22 ^[2]
確診個案(昨日)	4,439	5,308	4,979	4,896	5,162	5,757	6,054
太鬆	13%	20%	13%	13%	20%	20%	22%
合適	6%	8%	6%	6%	8%	8%	8%
太緊	81%	71%	81%	81%	71%	71%	70%
限聚指數 ^[3]	14.7	13.8	14.7	14.7	13.8	13.8	13.7

[2] 結果參照第二十三次基準調查。

[3] 香港民研用最近一次基準調查，模擬運算出 20 人為上限設定，這個設定會在每次基準調查後審視一次。

圖一：限聚接受程度及限聚指數



分析評論

復興經濟民生大聯盟發言人章彤輝博士指出，「進入暑假，隨著不少大型活動，例如書展、美食博覽、動漫展等陸續展開，人流聚集已經常態化了。限聚指數維持在 13-14 這個數值，表示市民對政府目前限聚的力度並不支持，更多是寄望口罩和疫苗等免疫措施能提供防護。近期每天超過 5000 宗確診，看來免隔離通關短期內是不可能了。另一方面，政府調整了到港人士的隔離期，也爭取縮短了回內地的酒店隔離期，數字上大家感到好過一些，但在經濟上來講，旅遊和飲食業的困境沒有實質的改善，近來一些老字號的食肆結業，其實只是冰山一角罷了。」

下次新聞公報／發佈會 (暫定)

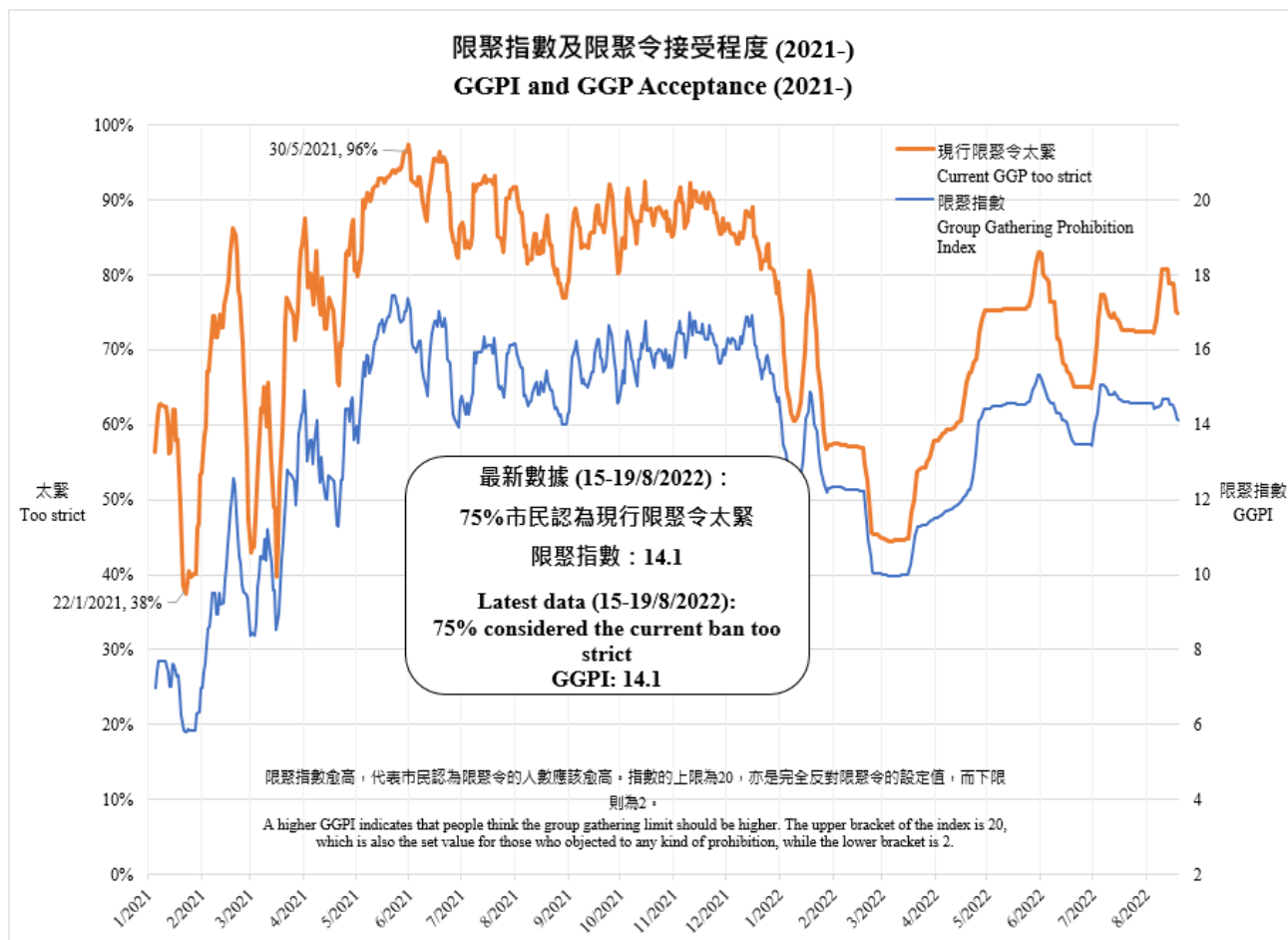
- [新聞公報] 8 月 23 日 (星期二) 下午二時三十分
社會及自由指標總結

附錄

請參閱香港民研網站 <https://www.pori.hk>

- 基準調查樣本資料總表 <https://www.pori.hk/penri/ggpi-appendix1.html>
- 限聚接受程度及限聚指數結果總表 <https://www.pori.hk/penri/ggpi-appendix2.html>

補充資料



Press Release on August 19, 2022

PORI releases today the latest Group Gathering Prohibition Index

Abstract

As early as 21 April 2020, HKPORI piloted the “Post-Epidemic Work Resumption Index (PEWRI, 疫後復工指數)”, which aimed to provide scientific data for people to kick start their discussion under what conditions should everyday life go back to normal, including work, personal, family, community and societal domains. Then on 7 April 2021, PORI officially launched an index called “Group Gathering Prohibition Index (GGPI, 限聚指數)”, which aims to indicate people’s latest acceptance of the “Group Gathering Ban 限聚令” on a daily basis, along with their acceptance of various prohibition limits. Since the public’s view on the gathering ban has proven not to change rapidly after a few months’ test, PORI has decided to run benchmarking surveys only once every month or whenever there are changes in the policy. Daily index figures can be obtained simply by checking on the table of index values versus the number of confirmed cases as compiled from the latest benchmark survey results. **GGPI stands at 13.7 today (19 August 2022), and 75% considered the current ban too strict.**

Contact Information of the Latest Benchmark Survey

Survey date	: 15/7 15:00 – 5/8 15:00
Survey method	: Online survey
Target population	: Hong Kong residents aged 12+
Total sample size	: 3,821
Response rate	: 4.5%
Sampling error ^[1]	: Sampling error of percentages at +/-1% at 95% confidence level
Weighting method	: Rim-weighted according to 1) gender-age distribution, educational attainment (highest level attended) distribution and economic activity status distribution of Hong Kong population from Census and Statistics Department; 2) appraisal of political condition and political inclination distribution from regular tracking surveys.

[1] All error figures in this release are calculated at 95% confidence level. “95% confidence level” means that if we were to repeat a certain survey 100 times with different random samples, we would expect 95 times having the population parameter within the respective error margins calculated. Because of sampling errors, when quoting percentages, journalists should refrain from reporting decimal places, whereas one decimal place can be used when quoting rating figures.

Latest Findings

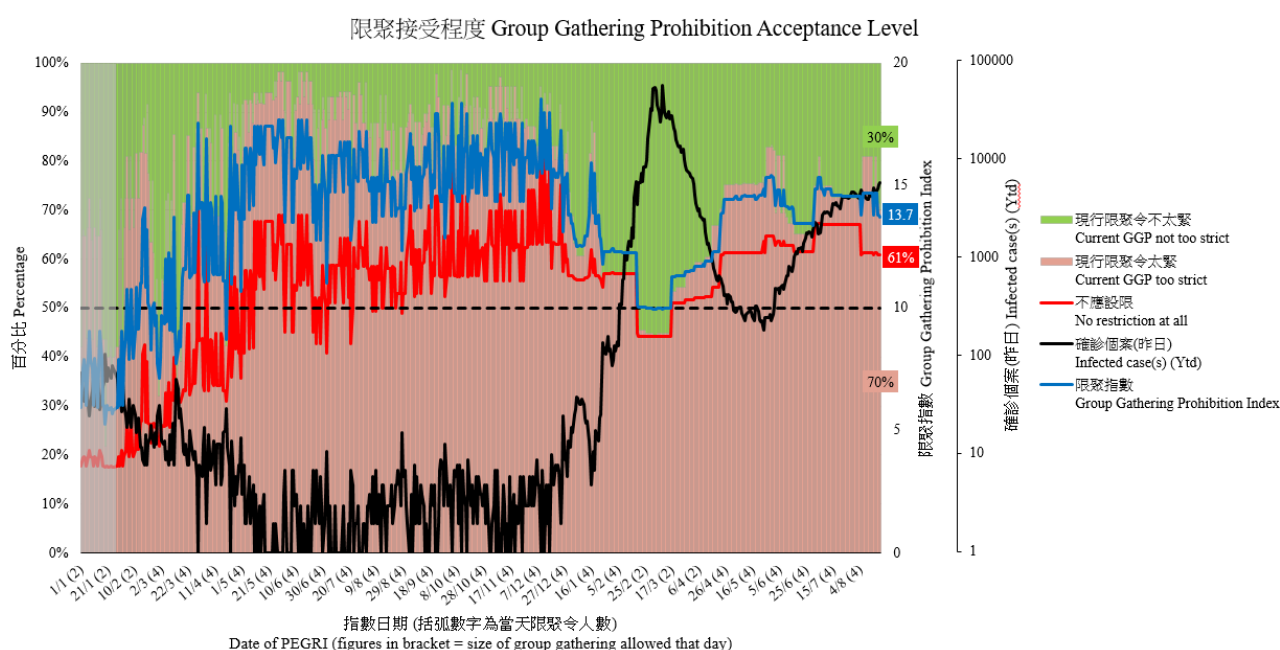
Table 1: Group Gathering Prohibition Acceptance Level & Group Gathering Prohibition Index

Date	13/8/22 ^[2]	14/8/22 ^[2]	15/8/22 ^[2]	16/8/22 ^[2]	17/8/22 ^[2]	18/8/22 ^[2]	19/8/22 ^[2]
Infected case(s) (ytd)	4,439	5,308	4,979	4,896	5,162	5,757	6,054
Too lenient	13%	20%	13%	13%	20%	20%	22%
Appropriate	6%	8%	6%	6%	8%	8%	8%
Too strict	81%	71%	81%	81%	71%	71%	70%
Group Gathering Prohibition Index ^[3]	14.7	13.8	14.7	14.7	13.8	13.8	13.7

[2] Results based on the twenty-third benchmark survey.

[3] The maximum value is set at 20 persons, according to the simulation of data collected from the latest benchmark survey. This value will be reviewed after each benchmark survey.

Chart 1: Group Gathering Prohibition Acceptance Level & Group Gathering Prohibition Index



Commentary

Dr Tung-fai Cheung, Spokesman of Alliance of Revitalizing Economy and Livelihood, observed, “As we enter summer vacation, with many large-scale events such as Book Fair, Food Expo, Animation-Comic-Game Fair etc, the gathering of people has become normal. GGPI remains at 13-14, indicating that the public is not supportive of the government's current efforts in restricting gathering, and is looking more to immunization measures such as masks and vaccines to provide protection. With more than 5,000 confirmed cases per day recently, it seems that quarantine-free border resumption is not possible in the near future. On the other hand, the government has adjusted the quarantine period for people arriving to Hong Kong, and also strived to shorten the quarantine period in hotels for people returning to the mainland, so people feel better in terms of figures, but economically speaking, the plight of the tourism and catering industries has not improved in real terms, and the recent closure of some old restaurants is actually just the tip of the iceberg.”

Upcoming Press Release / Press Conference (Tentative)

- [Press Release] August 23 (Tuesday) at 14:30
Wrap up on social & freedom indicators

Appendices

Please refer to HKPORI website <https://www.pori.hk/?lang=en>

- Summary table for the contact information of the Benchmark Surveys <https://www.pori.hk/penri/ggpi-appendix1.html?lang=en>
- Summary table for Group Gathering Prohibition Acceptance Level & Group Gathering Prohibition Index <https://www.pori.hk/penri/ggpi-appendix2.html?lang=en>

Additional Information

