



HONG KONG PUBLIC OPINION RESEARCH INSTITUTE  
香 港 民 意 研 究 所

---

# Hong Kong Public Opinion Research Institute

---

## **PopPanel Research Report No. 145 cum “We Hongkongers” Research Report No. 103**

---

**Survey Date: 11 August to 16 August 2022**

**Release Date: 19 August 2022**

Copyright of this report was generated by the Hong Kong Public Opinion Research Institute (HKPORI) and opened to the world.  
HKPORI proactively promotes open data, open technology and the free flow of ideas, knowledge and information.

## Research Background

"We Hongkongers" is an initiative advocated by Hong Kong Public Opinion Research Institute (HKPORI), with the support of many members of the civic society. With reference to the petition website "We the People" hosted by the White House of the United States, "We Hongkongers" aims to reflect public sentiment by conducting scientific research on any issues raised by Hong Kong citizens: <https://www.pori.hk/research-reports-en/wehkers.html?lang=en>.

"We Hongkongers" Project officially started on 17 October 2019, in the form of intensive rolling surveys. A total of 12 reports were published as of 23 December 2019. In mid-May 2020, in response to the rapid changes in Hong Kong's political and public sentiment, HKPORI redeveloped the "We Hongkongers" Project. Coupled with the rapid development of the "HKPOP Panel" established by PORI in July 2019, PORI decided to launch the "We Hongkongers Panel Survey" to further strengthen interaction with the public and as well as collect and analyze public opinion and there are 29 reports in total. In January 2021, PORI redeveloped the "We Hongkongers" Project again to strengthen the cooperation with non-governmental organizations, civil society organizations, concern groups and professional organizations, and the results will be released in the form of mini-forums to initiate policy discussions.

This report also represents Report No. 145 under HKPOP Panel survey series, as well as Report No. 103 under the "We Hongkongers" Project Series. The theme of this report is "Hong Kong Emigration Wave" under our "Social Observation Project". It is the fourth round of survey in a row and the last round was conducted in March this year. The results of the first to third rounds of survey can be found in the "We Hongkongers" research reports released in our website.

HKPORI sent out emails to all panel members at the beginning of the survey, inviting them to fill in the questionnaire at the designated online platform. Members were allowed to make repeated submissions, while only the last submission of each individual member would be used for analysis.

## Contact Information

Herewith the contact information of the “We Hongkongers” Panel Survey:

**Table 1: Detailed Contact Information**

Survey method	Online survey
Target population	HKPOP Panel samples, namely Hong Kong People Representative Panel (Probability-based Panel) and Hong Kong People Volunteer Panel (Non-probability-based Panel)
Weighting method	Rim-weighted according to 1) gender-age distribution, educational attainment (highest level attended) distribution and economic activity status distribution of Hong Kong population from Census and Statistics Department; 2) appraisal of political condition and political inclination distribution from regular tracking surveys.
Date of survey	11 August, 3pm – 16 August, 3pm
Total sample size	6,897
Response rate	8.1%
Sampling error <sup>[1]</sup>	Sampling error of percentages at +/-1% at 95% confidence level

[1] All error figures in this release are calculated at 95% confidence level. “95% confidence level” means that if we were to repeat a certain survey 100 times with different random samples, we would expect 95 times having the population parameter within the respective error margins calculated. Because of sampling errors, when quoting percentages, journalists should refrain from reporting decimal places, whereas one decimal place can be used when quoting rating figures.

## PopPanel Composition

Regarding data collection, survey data from both the Hong Kong People Representative Panel and Hong Kong People Volunteer Panel were collected in the form of online questionnaire.

Among them, the Hong Kong People Representative Panel comes from members of the “HKPOP Panel” recruited in regular random telephone surveys. HKPORI uses “HKPOP Panel” as a framework for conducting surveys for different research projects, any eligible family member in the household may be invited to participate in a specific research.

Meanwhile, members of the Hong Kong People Volunteer Panel are recruited online. Citizens only need to self-register in HKPORI website to participate in online questionnaires.

All panel data collected will be adjusted using rim-weighting, to minimize the effects of self-selection bias or participation bias. Details are documented in the Weighting Procedure section.

## Response Rate

HKPORI adopts a set of contact definition in compliance with most international standards. Historically, the social research community in Hong Kong has developed its own set of contact rates, cooperation rates, response rates, and so on. HKPORI normally reports the "success rate" for online surveys.

The calculation of the success rates in this study refers to the following tables.

**Table 2: Calculation of success rate of the HKPOP Panel (by HKPORI definition)**

Success rate		
=	$\frac{\text{Successful cases}}{\text{Panel size of the HKPOP Panel}}$	x 100.0%
=	$\frac{6,897}{84,739}$	x 100.0%
=	8.1%	

## Weighting Procedure

HKPORI has continuously adopted and enhanced its weighting method over the past few decades. For this survey, HKPORI adopts a "2 by 5 by 2 by 4 by 5 by 4" weighting procedure involving six variables, namely, gender, age, educational attainment, economic activity status, appraisal of political condition and political inclination. Basically, the raw data of practically all random telephone surveys conducted by HKPORI are rim-weighted by the figures obtained from the Hong Kong Census and Statistics Department so that the marginal distribution of the sample in terms of gender, age, educational attainment and economic activity status would match with that of the general population figures from the Hong Kong Census and Statistics Department. The marginal distribution of the sample in terms of appraisal of political condition and political inclination would match that of the general population in HKPORI's regular tracking surveys. This rim-weighting method (sometimes called raking) is found to be the most practicable method in processing HKPORI's survey data.

Specifically, the gender and age groupings used for weighting are as follows:

- Male 12-29
- Male 30-39
- Male 40-49
- Male 50-59
- Male 60 or above
- Female 12-29
- Female 30-39
- Female 40-49
- Female 50-59
- Female 60 or above

The educational attainments used for weighting are as follows:

- Secondary or below
- Tertiary or above

The economic activity statuses used for weighting are as follows:

- Working population / Others
- Home-makers / Housewives
- Students
- Retired person

The appraisals of political condition used for weighting are as follows:

- Very satisfied
- Quite satisfied
- Half-half // Don't know / hard to say // Refused to answer
- Quite dissatisfied
- Very dissatisfied

The political inclinations used for weighting are as follows:

- Pro-democracy camp
- Pro-establishment camp
- Localist
- Centrist // Other // No political inclination / politically neutral / do not belong to any camp // Don't know / hard to say // Refused to answer

## Quantitative Analysis Results

Quantitative analysis results of the “We Hongkongers” Panel Survey, after applying the standard weighting procedures, are as follows, all questions listed hereby are opinion questions:

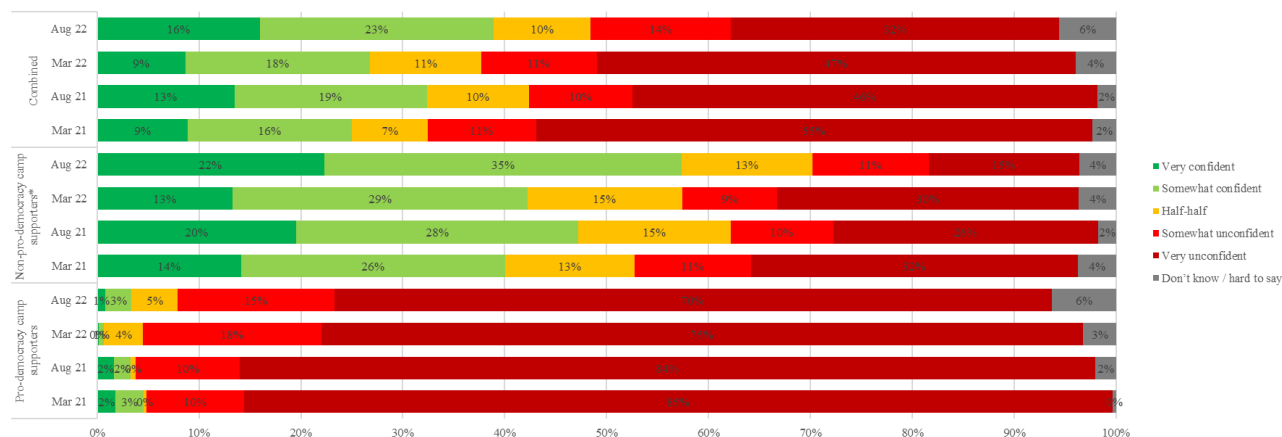
**Table 3: Q1 Survey results; Survey period: 11-16/8/2022**

Q1 How confident are you in Hong Kong’s political environment in future?	Pro-democracy camp supporters (Base=5,576)	Non-pro-democracy camp supporters <sup>[2]</sup> (Base=779)	Combined (Base=6,893)
<b>Very confident</b>	1%	22%	16%
<b>Somewhat confident</b>	3%	35%	23%
<b>Half-half</b>	5%	13%	10%
<b>Somewhat unconfident</b>	15%	11%	14%
<b>Very unconfident</b>	70%	15%	32%
<b>Don’t know / hard to say</b>	6%	4%	6%
<b>Mean<sup>[3]</sup></b>	1.4	3.4	2.8

[2] Include: pro-establishment camp supporters, centrist supporters, no political inclination / politically neutral / do not belong to any camp

[3] The mean value is calculated by quantifying all individual responses into 1, 2, 3, 4, 5 marks according to their degree of confidence, where 1 is the lowest and 5 the highest, and then calculate the sample mean

**Chart 1: Q1 Combined chart**



\* Include: pro-establishment camp supporters, centrist supporters, no political inclination / politically neutral / do not belong to any camp

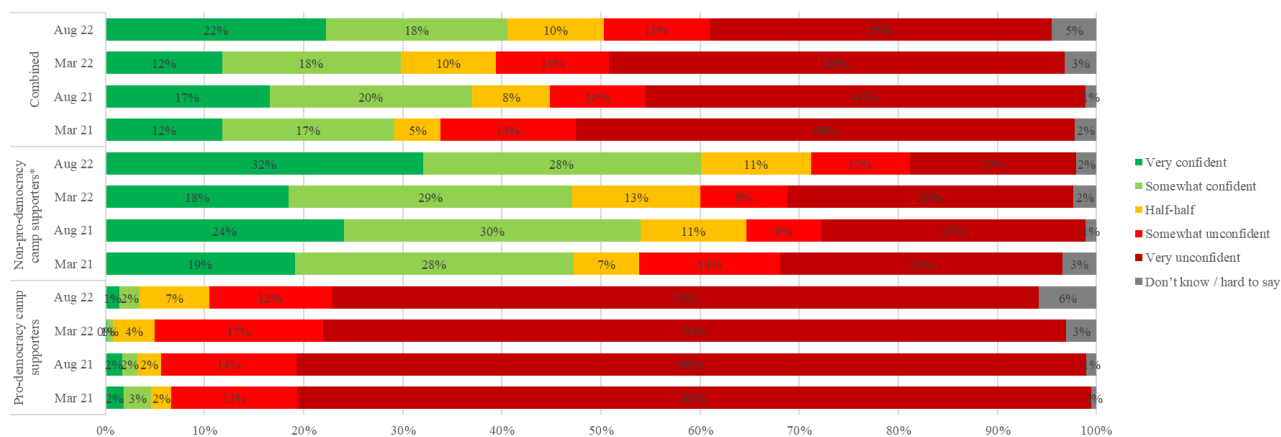
**Table 4: Q2 Survey results; Survey period: 11-16/8/2022**

Q2 How confident are you in the level of personal freedom enjoyed by Hong Kong people in future?	Pro-democracy camp supporters (Base=5,572)	Non-pro-democracy camp supporters <sup>[4]</sup> (Base=778)	Combined (Base=6,887)
<b>Very confident</b>	1%	32%	22%
<b>Somewhat confident</b>	2%	28%	18%
<b>Half-half</b>	7%	11%	10%
<b>Somewhat unconfident</b>	12%	10%	11%
<b>Very unconfident</b>	71%	17%	35%
<b>Don't know / hard to say</b>	6%	2%	5%
<b>Mean<sup>[5]</sup></b>	1.4	3.5	2.8

[4] Include: pro-establishment camp supporters, centrist supporters, no political inclination / politically neutral / do not belong to any camp

[5] The mean value is calculated by quantifying all individual responses into 1, 2, 3, 4, 5 marks according to their degree of confidence, where 1 is the lowest and 5 the highest, and then calculate the sample mean

**Chart 2: Q2 Combined chart**



\* Include: pro-establishment camp supporters, centrist supporters, no political inclination / politically neutral / do not belong to any camp

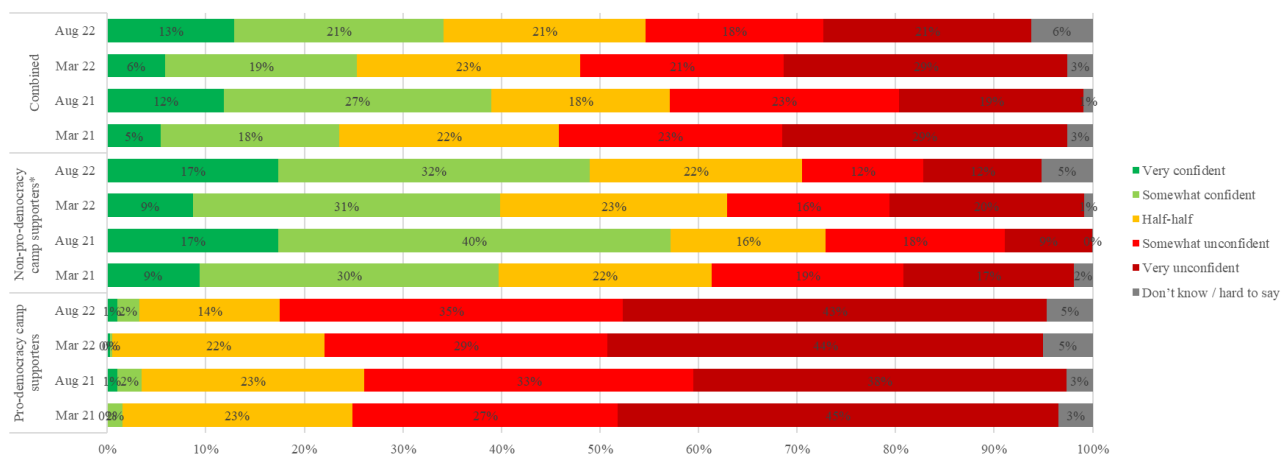
**Table 5: Q3 Survey results; Survey period: 11-16/8/2022**

Q3 How confident are you in Hong Kong's economic prospects?	Pro-democracy camp supporters (Base=5,570)	Non-pro-democracy camp supporters <sup>[6]</sup> (Base=778)	Combined (Base=6,885)
<b>Very confident</b>	1%	17%	13%
<b>Somewhat confident</b>	2%	32%	21%
<b>Half-half</b>	14%	22%	21%
<b>Somewhat unconfident</b>	35%	12%	18%
<b>Very unconfident</b>	43%	12%	21%
<b>Don't know / hard to say</b>	5%	5%	1%
<b>Mean<sup>[7]</sup></b>	1.8	3.3	2.9

[6] Include: pro-establishment camp supporters, centrist supporters, no political inclination / politically neutral / do not belong to any camp

[7] The mean value is calculated by quantifying all individual responses into 1, 2, 3, 4, 5 marks according to their degree of confidence, where 1 is the lowest and 5 the highest, and then calculate the sample mean

**Chart 3: Q3 Combined chart**



\* Include: pro-establishment camp supporters, centrist supporters, no political inclination / politically neutral / do not belong to any camp



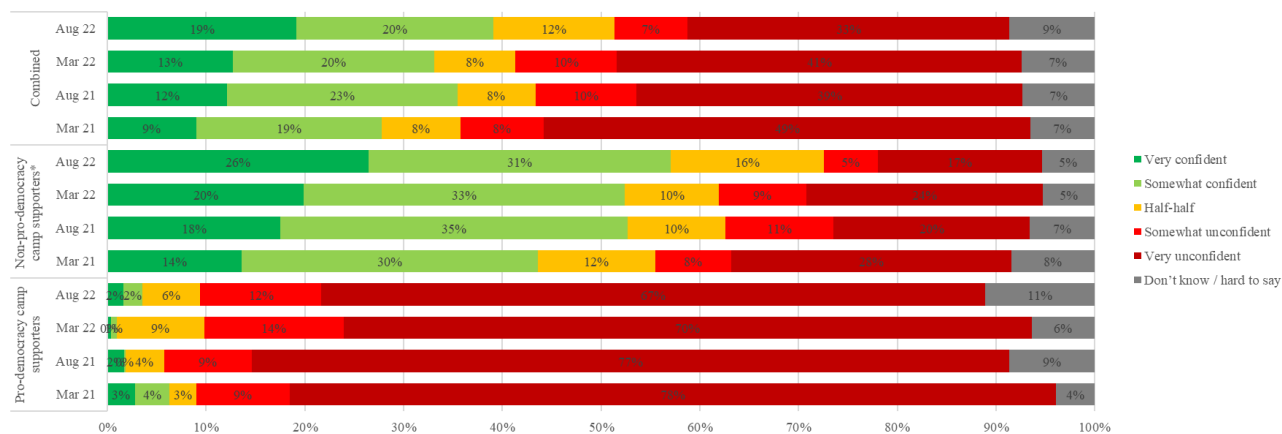
**Table 6: Q4 Survey results; Survey period: 11-16/8/2022**

Q4 How confident are you in Mainland China's political environment in future?	Pro-democracy camp supporters (Base=5,579)	Non-pro-democracy camp supporters <sup>[8]</sup> (Base=779)	Combined (Base=6,895)
<b>Very confident</b>	2%	26%	19%
<b>Somewhat confident</b>	2%	31%	20%
<b>Half-half</b>	6%	16%	12%
<b>Somewhat unconfident</b>	12%	5%	7%
<b>Very unconfident</b>	67%	17%	33%
<b>Don't know / hard to say</b>	11%	5%	9%
<b>Mean<sup>[9]</sup></b>	1.4	3.5	2.8

[8] Include: pro-establishment camp supporters, centrist supporters, no political inclination / politically neutral / do not belong to any camp

[9] The mean value is calculated by quantifying all individual responses into 1, 2, 3, 4, 5 marks according to their degree of confidence, where 1 is the lowest and 5 the highest, and then calculate the sample mean

**Chart 4: Q4 Combined chart**



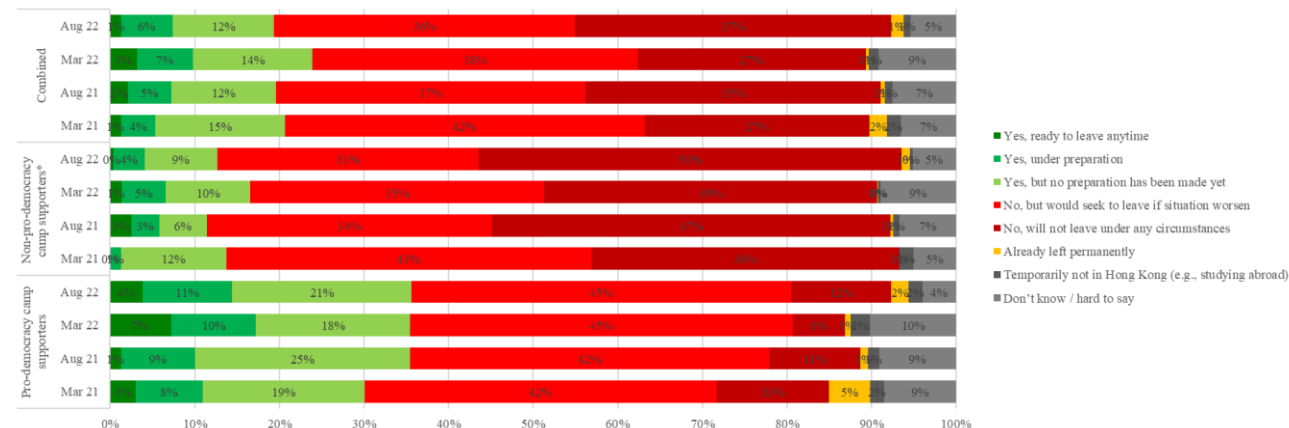
\* Include: pro-establishment camp supporters, centrist supporters, no political inclination / politically neutral / do not belong to any camp

**Table 7: Q5 Survey results, by camp type; Survey period: 11-16/8/2022**

Q5 Do you currently have any plan to leave Hong Kong permanently?	Pro-democracy camp supporters (Base=5,577)	Non-pro-democracy camp supporters <sup>[10]</sup> (Base=779)	Combined (Base=6,894)
Yes, ready to leave anytime	4%	<1%	1%
Yes, under preparation	11%	4%	6%
Yes, but no preparation has been made yet	21%	9%	12%
No, but would seek to leave if situation worsens to an unacceptable level	45%	31%	36%
No, will not leave under any circumstances	12%	<b>50%</b>	37%
Already left permanently	2%	1%	1%
Temporarily not in Hong Kong (e.g., studying abroad)	2%	<1%	1%
Don't know / hard to say	4%	5%	5%

[10] Include: pro-establishment camp supporters, centrist supporters, no political inclination / politically neutral / do not belong to any camp

**Chart 5: Q5 Combined chart**



\* Include: pro-establishment camp supporters, centrist supporters, no political inclination / politically neutral / do not belong to any camp

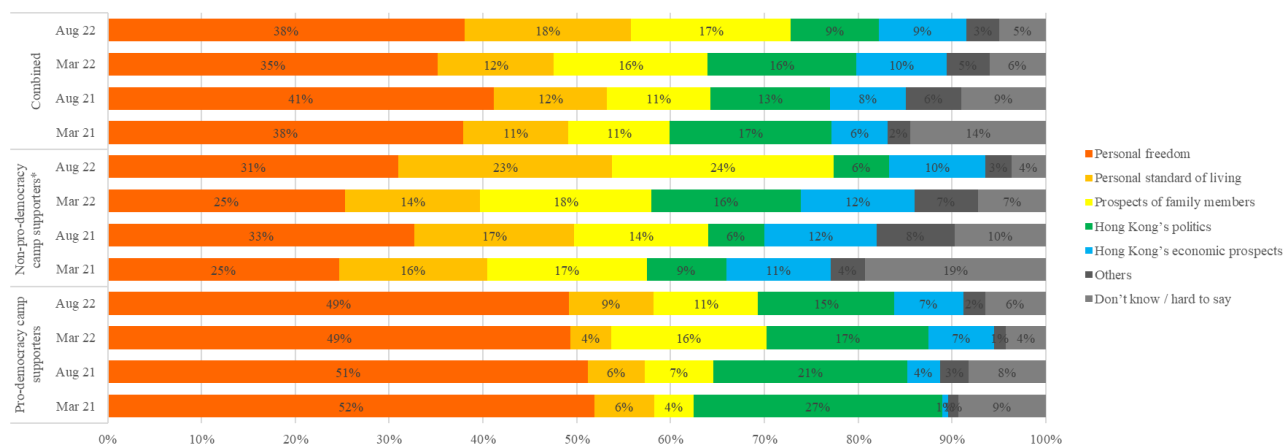
**Table 8: Q6 Survey results, by camp type; Survey period: 11-16/8/2022**

Q6 Worsening of condition in which of the following aspects would have the strongest effect of causing you to seek to leave Hong Kong permanently? <sup>[11]</sup>	Pro-democracy camp supporters (Base=5,226)	Non-pro-democracy camp supporters <sup>[12]</sup> (Base=630)	Combined (Base=6,346)
Personal freedom	49%	31%	38%
Personal standard of living	9%	23%	18%
Prospects of family members	11%	24%	17%
Hong Kong’s politics	15%	6%	9%
Hong Kong’s economic prospects	7%	10%	9%
Others	2%	3%	3%
Don’t know / hard to say	6%	4%	5%

[11] Excluding those answered “no, will not leave under any circumstances” or “already left permanently” in Q5

[12] Include: pro-establishment camp supporters, centrist supporters, no political inclination / politically neutral / do not belong to any camp

**Chart 6: Q6 Combined chart**



\* Include: pro-establishment camp supporters, centrist supporters, no political inclination / politically neutral / do not belong to any camp

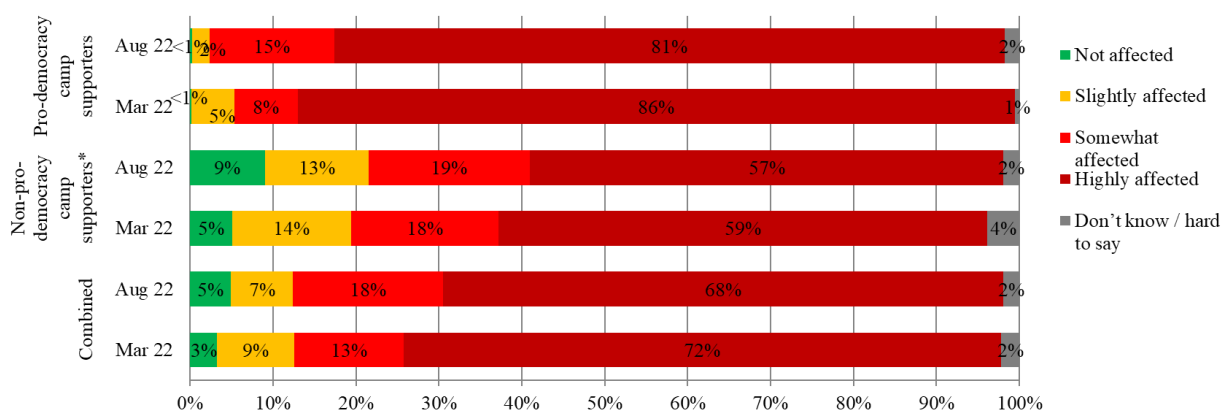
**Table 9: Q7a Survey results, by camp type; Survey period: 11-16/8/2022**

Q7a If the condition in <b>personal freedom / personal safety</b> worsens, how much will it affect your desire to leave Hong Kong permanently? <sup>[13]</sup>	<b>Pro-democracy camp supporters</b> (Base=5,227)	<b>Non-pro-democracy camp supporters<sup>[14]</sup></b> (Base=631)	<b>Combined</b> (Base=6,347)
<b>Not affected</b>	<1%	9%	5%
<b>Slightly affected</b>	2%	13%	7%
<b>Somewhat affected</b>	15%	19%	18%
<b>Highly affected</b>	<b>81%</b>	<b>57%</b>	<b>68%</b>
<b>Don't know / hard to say</b>	2%	2%	2%

[13] Excluding those answered “no, will not leave under any circumstances” or “already left permanently” in Q5

[14] Include: pro-establishment camp supporters, centrist supporters, no political inclination / politically neutral / do not belong to any camp

**Chart 7: Q7a Combined chart**



\* Include: pro-establishment camp supporters, centrist supporters, no political inclination / politically neutral / do not belong to any camp

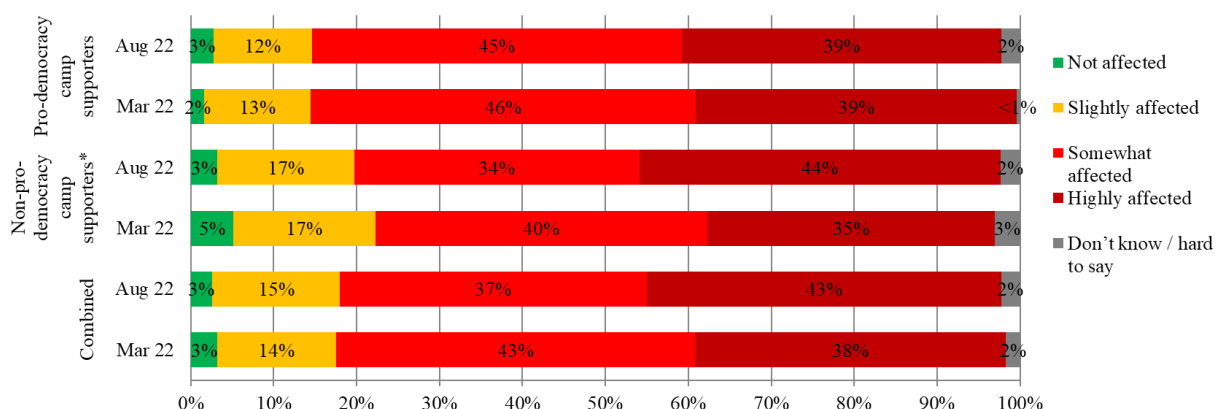
**Table 10: Q7b Survey results, by camp type; Survey period: 11-16/8/2022**

Q7b If the condition in <b>personal standard of living</b> worsens, how much will it affect your desire to leave Hong Kong permanently? <sup>[15]</sup>	<b>Pro-democracy camp supporters (Base=5,207)</b>	<b>Non-pro-democracy camp supporters<sup>[16]</sup> (Base=628)</b>	<b>Combined (Base=6,320)</b>
<b>Not affected</b>	3%	3%	3%
<b>Slightly affected</b>	12%	17%	15%
<b>Somewhat affected</b>	45%	34%	37%
<b>Highly affected</b>	39%	44%	43%
<b>Don't know / hard to say</b>	2%	2%	2%

[15] Excluding those answered “no, will not leave under any circumstances” or “already left permanently” in Q5

[16] Include: pro-establishment camp supporters, centrist supporters, no political inclination / politically neutral / do not belong to any camp

**Chart 8: Q7b Combined chart**



\* Include: pro-establishment camp supporters, centrist supporters, no political inclination / politically neutral / do not belong to any camp

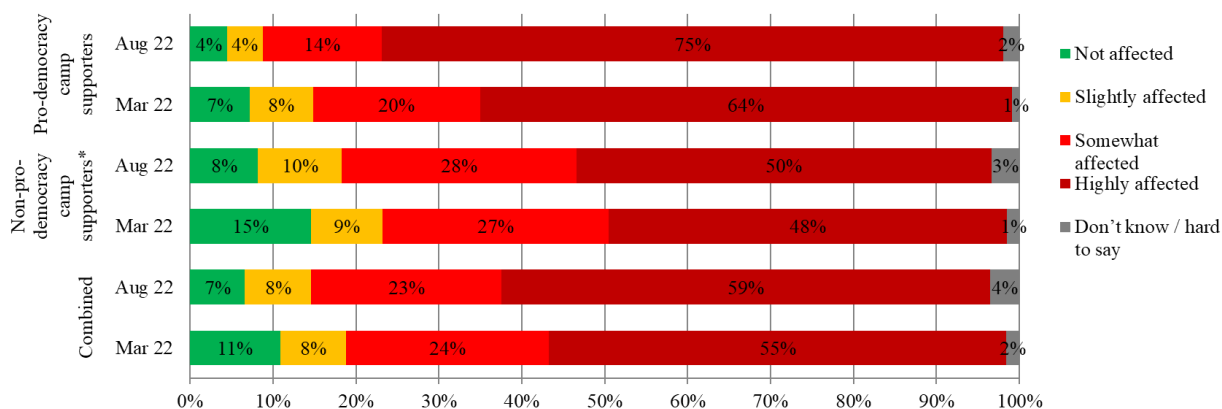
**Table 11: Q7c Survey results, by camp type; Survey period: 11-16/8/2022**

Q7c If the condition in <b>prospects of family members / education for the next generation</b> worsens, how much will it affect your desire to leave Hong Kong permanently? [17]	Pro-democracy camp supporters (Base=5,210)	Non-pro-democracy camp supporters <sup>[18]</sup> (Base=627)	Combined (Base=6,323)
<b>Not affected</b>	4%	8%	7%
<b>Slightly affected</b>	4%	10%	8%
<b>Somewhat affected</b>	14%	28%	23%
<b>Highly affected</b>	<b>75%</b>	<b>50%</b>	<b>59%</b>
<b>Don't know / hard to say</b>	2%	3%	4%

[17] Excluding those answered “no, will not leave under any circumstances” or “already left permanently” in Q5

[18] Include: pro-establishment camp supporters, centrist supporters, no political inclination / politically neutral / do not belong to any camp

**Chart 9: Q7c Combined chart**



\* Include: pro-establishment camp supporters, centrist supporters, no political inclination / politically neutral / do not belong to any camp

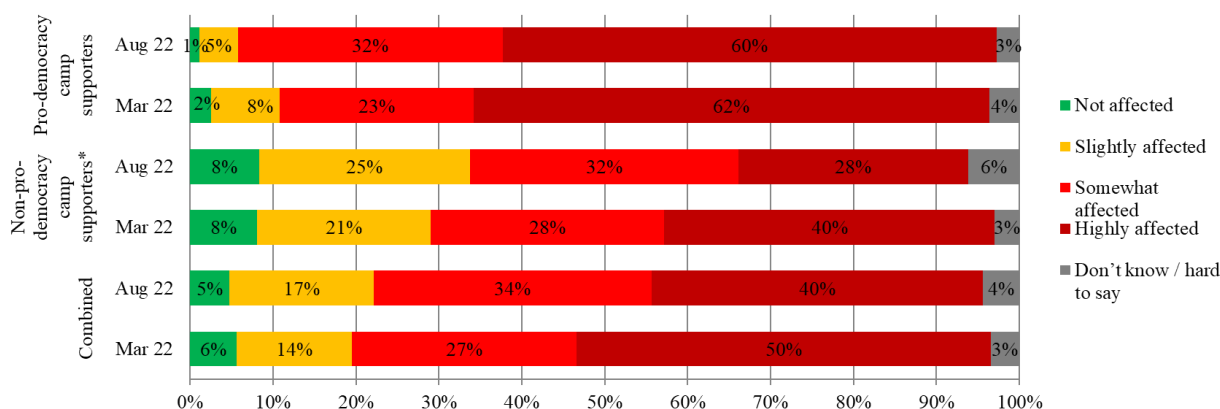
**Table 12: Q7d Survey results, by camp type; Survey period: 11-16/8/2022**

Q7d If the condition in <b>Hong Kong’s politics</b> worsens, how much will it affect your desire to leave Hong Kong permanently? <sup>[19]</sup>	<b>Pro-democracy camp supporters</b> (Base=5,219)	<b>Non-pro-democracy camp supporters<sup>[20]</sup></b> (Base=630)	<b>Combined</b> (Base=6,336)
<b>Not affected</b>	1%	8%	5%
<b>Slightly affected</b>	5%	25%	17%
<b>Somewhat affected</b>	32%	32%	34%
<b>Highly affected</b>	<b>60%</b>	28%	40%
<b>Don’t know / hard to say</b>	3%	6%	4%

[19] Excluding those answered “no, will not leave under any circumstances” or “already left permanently” in Q5

[20] Include: pro-establishment camp supporters, centrist supporters, no political inclination / politically neutral / do not belong to any camp

**Chart 10: Q7d Combined chart**



\* Include: pro-establishment camp supporters, centrist supporters, no political inclination / politically neutral / do not belong to any camp

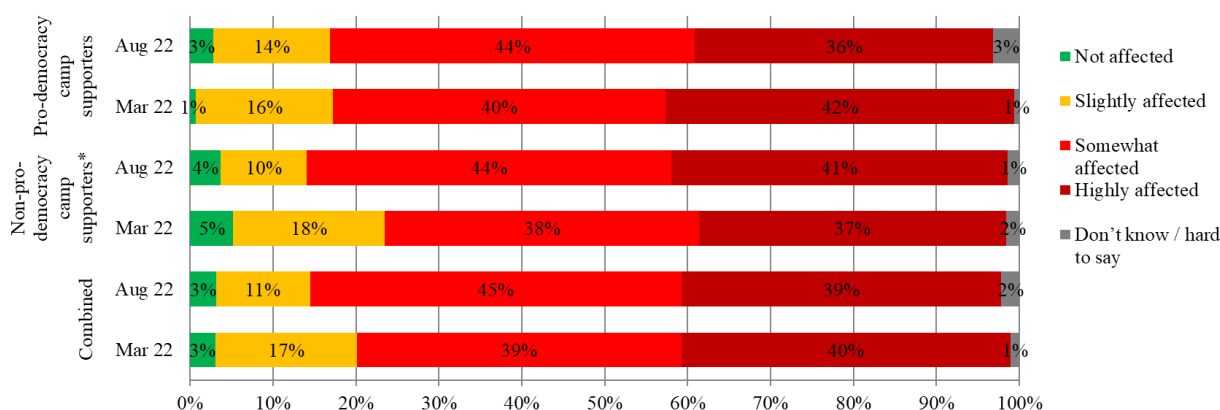
**Table 13: Q7e Survey results, by camp type; Survey period: 11-16/8/2022**

Q7e If the condition in <b>Hong Kong’s economic prospects</b> worsens, how much will it affect your desire to leave Hong Kong permanently? <sup>[21]</sup>	<b>Pro-democracy camp supporters</b> (Base=5,202)	<b>Non-pro-democracy camp supporters<sup>[22]</sup></b> (Base=625)	<b>Combined</b> (Base=6,313)
<b>Not affected</b>	3%	4%	3%
<b>Slightly affected</b>	14%	10%	11%
<b>Somewhat affected</b>	44%	44%	45%
<b>Highly affected</b>	36%	41%	39%
<b>Don’t know / hard to say</b>	3%	1%	2%

[21] Excluding those answered “no, will not leave under any circumstances” or “already left permanently” in Q5

[22] Include: pro-establishment camp supporters, centrist supporters, no political inclination / politically neutral / do not belong to any camp

**Chart 11: Q7e Combined chart**



\* Include: pro-establishment camp supporters, centrist supporters, no political inclination / politically neutral / do not belong to any camp



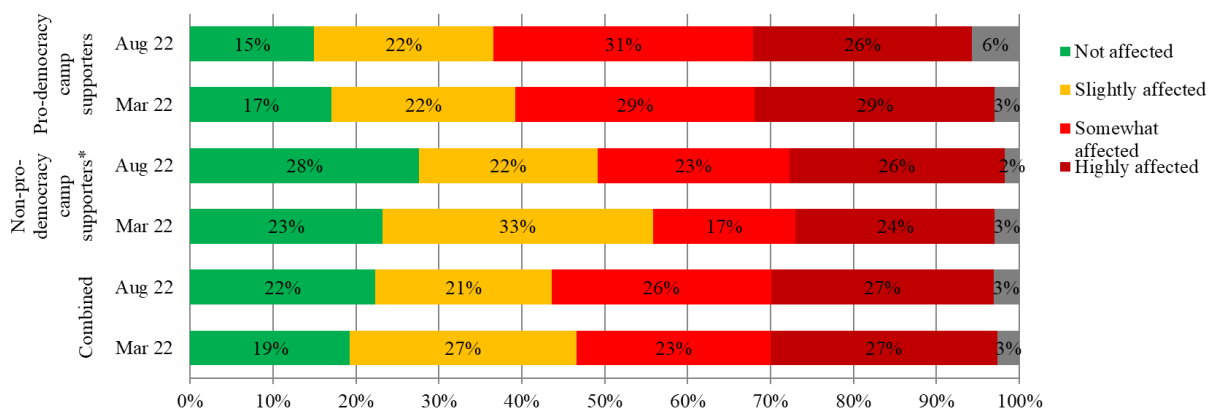
**Table 14: Q7f Survey results, by camp type; Survey period: 11-16/8/2022**

Q7f If the condition in Hong Kong’s epidemic situation and anti-epidemic measures worsens, how much will it affect your desire to leave Hong Kong permanently? [23]	Pro-democracy camp supporters (Base=5,199)	Non-pro-democracy camp supporters <sup>[24]</sup> (Base=628)	Combined (Base=6,312)
<b>Not affected</b>	15%	28%	22%
<b>Slightly affected</b>	22%	22%	21%
<b>Somewhat affected</b>	31%	23%	26%
<b>Highly affected</b>	26%	26%	27%
<b>Don’t know / hard to say</b>	6%	2%	3%

[23] Excluding those answered “no, will not leave under any circumstances” or “already left permanently” in Q5

[24] Include: pro-establishment camp supporters, centrist supporters, no political inclination / politically neutral / do not belong to any camp

**Chart 12: Q7f Combined chart**



\* Include: pro-establishment camp supporters, centrist supporters, no political inclination / politically neutral / do not belong to any camp

# Appendices

**Appendix 1: Demographic profile of respondents**

Gender:	Pro-democracy camp supporters				Non-pro-democracy camp supporters #				Total			
	Raw sample		Weighted sample		Raw sample		Weighted sample		Raw sample		Weighted sample	
	Freq	%	Freq	%	Freq	%	Freq	%	Freq	%	Freq	%
Male	3,033	54.4%	474	29.5%	456	58.5%	2,387	54.6%	3,761	54.5%	3,248	47.1%
Female	2,534	45.4%	1,130	70.4%	316	40.6%	1,964	44.9%	3,112	45.1%	3,622	52.5%
Other	13	0.2%	1	0.1%	7	0.9%	25	0.6%	23	0.3%	27	0.4%
Total	5,580	100.0%	1,605	100.0%	779	100.0%	4,376	100.0%	6,896	100.0%	6,897	100.0%
Missing case(s)	0		0		0		0		1		<1	

Age:	Pro-democracy camp supporters				Non-pro-democracy camp supporters #				Total			
	Raw sample		Weighted sample		Raw sample		Weighted sample		Raw sample		Weighted sample	
	Freq	%	Freq	%	Freq	%	Freq	%	Freq	%	Freq	%
12 - 29	902	16.2%	331	20.6%	71	9.1%	571	13.1%	1,089	15.8%	1,264	18.3%
30 - 39	1,429	25.6%	156	9.7%	156	20.0%	731	16.7%	1,748	25.4%	1,045	15.1%
40 - 49	1,329	23.8%	271	16.9%	182	23.4%	676	15.4%	1,631	23.7%	1,120	16.2%
50 - 59	1,169	21.0%	427	26.6%	183	23.5%	857	19.6%	1,452	21.1%	1,377	20.0%
60 or above	748	13.4%	420	26.2%	187	24.0%	1,539	35.2%	974	14.1%	2,091	30.3%
Total	5,577	100.0%	1,605	100.0%	779	100.0%	4,376	100.0%	6,894	100.0%	6,897	100.0%
Missing case(s)	3		<1		0		0		3		<1	

Education attainment:	Pro-democracy camp supporters				Non-pro-democracy camp supporters #				Total			
	Raw sample		Weighted sample		Raw sample		Weighted sample		Raw sample		Weighted sample	
	Freq	%	Freq	%	Freq	%	Freq	%	Freq	%	Freq	%
Primary or below	11	0.2%	10	0.6%	2	0.3%	46	1.1%	13	0.2%	57	0.9%
Secondary	794	14.3%	681	42.9%	160	20.6%	1,542	35.3%	990	15.1%	2,391	36.4%
Tertiary or above	4,765	85.5%	897	56.5%	615	79.2%	2,784	63.7%	5,570	84.7%	4,125	62.8%
Total	5,570	100.0%	1,588	100.0%	777	100.0%	4,373	100.0%	6,573	100.0%	6,573	100.0%
Missing case(s)	10		18		2		3		324		324	

Occupation:	Pro-democracy camp supporters				Non-pro-democracy camp supporters #				Total			
	Raw sample		Weighted sample		Raw sample		Weighted sample		Raw sample		Weighted sample	
	Freq	%	Freq	%	Freq	%	Freq	%	Freq	%	Freq	%
Administrators and professionals	2,217	39.9%	270	16.8%	290	37.4%	943	21.7%	2,575	39.3%	1,280	19.5%
Clerks and service workers	1,557	28.0%	430	26.8%	193	24.9%	1,266	29.1%	1,816	27.7%	1,967	30.0%
Workers	128	2.3%	30	1.9%	27	3.5%	72	1.6%	161	2.5%	138	2.1%
Students	278	5.0%	103	6.4%	20	2.6%	234	5.4%	314	4.8%	405	6.2%
Home-makers / housewives	215	3.9%	237	14.8%	30	3.9%	411	9.4%	257	3.9%	678	10.3%
Others	1,164	20.9%	534	33.3%	216	27.8%	1,425	32.7%	1,435	21.9%	2,091	31.9%
Total	5,559	100.0%	1,603	100.0%	776	100.0%	4,350	100.0%	6,558	100.0%	6,558	100.0%
Missing case(s)	21		3		3		25		339		339	

Political inclination:	Pro-democracy camp supporters				Non-pro-democracy camp supporters #				Total			
	Raw sample		Weighted sample		Raw sample		Weighted sample		Raw sample		Weighted sample	
	Freq	%	Freq	%	Freq	%	Freq	%	Freq	%	Freq	%
Pro-democracy camp	3,148	56.4%	935	58.2%	0	0.0%	0	0.0%	3,148	47.9%	935	14.2%
Pro-establishment camp	0	0.0%	0	0.0%	56	7.2%	1,126	25.7%	56	0.9%	1,126	17.1%
Localist	2,432	43.6%	670	41.8%	0	0.0%	0	0.0%	2,432	37.0%	670	10.2%
Centrist	0	0.0%	0	0.0%	264	33.9%	1,053	24.1%	264	4.0%	1,053	16.0%
Others	0	0.0%	0	0.0%	0	0.0%	0	0.0%	69	1.0%	118	1.8%
No political inclination / politically neutral / don't belong to any camp	0	0.0%	0	0.0%	459	58.9%	2,197	50.2%	459	7.0%	2,197	33.4%
Don't know / hard to say	0	0.0%	0	0.0%	0	0.0%	0	0.0%	148	2.3%	486	7.4%
Total	5,580	100.0%	1,605	100.0%	779	100.0%	4,376	100.0%	6,576	100.0%	6,585	100.0%
Missing case(s)	0		0		0		0		321		312	

**Appendix 2: Contact Information**

Total valid samples	6,897
Survey period	11-16/8/2022
Success rate	8.1%
Questionnaires sent out	84,739
Questionnaires received	7,428
Ineligible samples	218
Invalid samples	0
Incomplete samples	313
Standard error	0.6%
Sampling error	1.2%

### Appendix 3: Quantitative analyses

#### Q1 Survey results, by camp type; Survey period: 11-16/8/2022

Q1 How confident are you in Hong Kong's political environment in future?	Pro-democracy camp supporters	Non-pro-democracy camp supporters #	Total
	Percentages (Base=5,576)	Percentages (Base=779)	Percentages (Base=6,893)
Very confident	0.8%	22.3%	16.0%
Somewhat confident	2.6%	35.0%	22.9%
Half-half	4.5%	12.9%	9.5%
Somewhat unconfident	15.4%	11.4%	13.7%
Very unconfident	70.4%	14.7%	32.2%
Don't know / hard to say	6.3%	3.6%	5.6%
Total	100.0%	100.0%	100.0%
Mean values	1.4	3.4	2.8
Standard error of mean	<0.1	<0.1	<0.1
Median	1.0	4.0	3.0
Refuse to answer	4	0	4
Net value (Confident- Unconfident)	-82.4%	+31.2%	-7.0%

# Including pro-establishment camp supporters, centrist supporters, no political inclination / politically neutral / do not belong to any camp

**Q2 Survey results, by camp type; Survey period: 11-16/8/2022**

Q2 How confident are you in the level of personal freedom enjoyed by Hong Kong people in future?	Pro-democracy camp supporters	Non-pro-democracy camp supporters #	Total
	Percentages (Base=5,572)	Percentages (Base=778)	Percentages (Base=6,887)
Very confident	1.4%	32.1%	22.2%
Somewhat confident	2.0%	28.0%	18.3%
Half-half	7.0%	11.2%	9.7%
Somewhat unconfident	12.3%	9.9%	10.7%
Very unconfident	71.3%	16.8%	34.5%
Don't know / hard to say	5.9%	2.0%	4.5%
Total	100.0%	100.0%	100.0%
Mean values	1.4	3.5	2.8
Standard error of mean	<0.1	<0.1	<0.1
Median	1.0	4.0	3.0
Refuse to answer	8	1	9
Net value (Confident- Unconfident)	-80.2%	+33.3%	-4.6%

# Including pro-establishment camp supporters, centrist supporters, no political inclination / politically neutral / do not belong to any camp



**Q3 Survey results, by camp type; Survey period: 11-16/8/2022**

Q3 How confident are you in Hong Kong's economic prospects?	Pro-democracy camp supporters	Non-pro-democracy camp supporters #	Total
	Percentages (Base=5,570)	Percentages (Base=778)	Percentages (Base=6,885)
Very confident	1.0%	17.4%	12.9%
Somewhat confident	2.2%	31.6%	21.2%
Half-half	14.3%	21.5%	20.5%
Somewhat unconfident	34.8%	12.3%	18.0%
Very unconfident	43.0%	12.0%	21.2%
Don't know / hard to say	4.7%	5.2%	6.2%
Total	100.0%	100.0%	100.0%
Mean values	1.8	3.3	2.9
Standard error of mean	<0.1	<0.1	<0.1
Median	2.0	4.0	3.0
Refuse to answer	10	1	11
Net value (Confident- Unconfident)	-74.6%	+24.6%	-5.1%

# Including pro-establishment camp supporters, centrist supporters, no political inclination / politically neutral / do not belong to any camp

**Q4 Survey results, by camp type; Survey period: 11-16/8/2022**

Q4 How confident are you in Mainland China's political environment in future?	Pro-democracy camp supporters	Non-pro-democracy camp supporters #	Total
	Percentages (Base=5,579)	Percentages (Base=779)	Percentages (Base=6,895)
Very confident	1.6%	26.4%	19.1%
Somewhat confident	1.9%	30.6%	20.0%
Half-half	5.9%	15.6%	12.3%
Somewhat unconfident	12.3%	5.4%	7.4%
Very unconfident	67.2%	16.6%	32.6%
Don't know / hard to say	11.1%	5.4%	8.6%
Total	100.0%	100.0%	100.0%
Mean values	1.4	3.5	2.8
Standard error of mean	<0.1	<0.1	<0.1
Median	1.0	4.0	3.0
Refuse to answer	1	0	1
Net value (Confident- Unconfident)	-76.0%	+35.0%	-0.9%

# Including pro-establishment camp supporters, centrist supporters, no political inclination / politically neutral / do not belong to any camp

**Q5 Survey results, by camp type; Survey period: 11-16/8/2022**

Q5 Do you currently have any plan to leave Hong Kong permanently?	Pro-democracy camp supporters	Non-pro-democracy camp supporters #	Total
	Percentages (Base=5,577)	Percentages (Base=779)	Percentages (Base=6,894)
Yes, ready to leave anytime	3.8%	0.4%	1.3%
Yes, under preparation } Yes	10.5% } 35.6%	3.7% } 12.7%	6.1% } 19.3%
Yes, but no preparation has been made yet	21.3%	8.6%	11.9%
No, but would seek to leave if situation worsens to an unacceptable level } No	44.9% } 56.7%	30.8% } 80.9%	35.6% } 72.9%
No, will not leave under any circumstances	11.8%	50.0%	37.3%
Already left permanently	2.0%	1.0%	1.5%
Temporarily not in Hong Kong (e.g., studying abroad)	1.7%	0.3%	0.9%
Don't know / hard to say	4.0%	5.1%	5.4%
Total	100.0%	100.0%	100.0%
<i>Refuse to answer</i>	3	0	3

# Including pro-establishment camp supporters, centrist supporters, no political inclination / politically neutral / do not belong to any camp

**Q6 Survey results, by camp type; Survey period: 11-16/8/2022**

Q6 Worsening of condition in which of the following aspects would have the strongest effect of causing you to seek to leave Hong Kong permanently?	Pro-democracy camp supporters	Non-pro-democracy camp supporters #	Total
	Percentages (Base=5,226)	Percentages (Base=630)	Percentages (Base=6,346)
Personal freedom	49.1%	31.0%	38.0%
Personal standard of living	9.1%	22.8%	17.8%
Prospects of family members	11.1%	23.6%	17.0%
Hong Kong's politics	14.5%	5.9%	9.4%
Hong Kong's economic prospects	7.3%	10.2%	9.3%
Other	2.3%	2.8%	3.5%
Don't know / hard to say	6.5%	3.7%	5.0%
Total	100.0%	100.0%	100.0%
<i>Refuse to answer</i>	3	1	4

# Including pro-establishment camp supporters, centrist supporters, no political inclination / politically neutral / do not belong to any camp

**Q7a Survey results, by camp type; Survey period: 11-16/8/2022**

Q7a If the condition in the following aspects worsens, how much will it affect your desire to leave Hong Kong permanently? [Personal freedom / Personal safety]	Pro-democracy camp supporters	Non-pro-democracy camp supporters #	Total
	Percentages (Base=5,227)	Percentages (Base=631)	Percentages (Base=6,347)
Not affected	0.3%	9.0%	4.9%
Slightly affected	2.0%	12.5%	7.5%
Somewhat affected } Affected	15.1% } 97.9%	19.5% } 89.1%	18.1% } 93.2%
Highly affected	80.8%	57.1%	67.6%
Don't know / hard to say	1.8%	1.9%	1.9%
Total	100.0%	100.0%	100.0%
<i>Refuse to answer</i>	2	0	2

# Including pro-establishment camp supporters, centrist supporters, no political inclination / politically neutral / do not belong to any camp

**Q7b Survey results, by camp type; Survey period: 11-16/8/2022**

Q7b If the condition in the following aspects worsens, how much will it affect your desire to leave Hong Kong permanently? [Personal standard of living]	Pro-democracy camp supporters	Non-pro-democracy camp supporters #	Total
	Percentages (Base=5,207)	Percentages (Base=628)	Percentages (Base=6,320)
Not affected	2.8%	3.2%	2.6%
Slightly affected	11.8%	16.5%	15.4%
Somewhat affected } Affected	44.7% } 95.0%	34.4% } 94.5%	37.1% } 95.1%
Highly affected	38.5%	43.5%	42.7%
Don't know / hard to say	2.2%	2.3%	2.3%
Total	100.0%	100.0%	100.0%
<i>Refuse to answer</i>	22	3	25

# Including pro-establishment camp supporters, centrist supporters, no political inclination / politically neutral / do not belong to any camp

**Q7c Survey results, by camp type; Survey period: 11-16/8/2022**

Q7c If the condition in the following aspects worsens, how much will it affect your desire to leave Hong Kong permanently? [Prospects of family members / Education for the next generation]	Pro-democracy camp supporters	Non-pro-democracy camp supporters #	Total
	Percentages (Base=5,210)	Percentages (Base=627)	Percentages (Base=6,323)
Not affected	4.5%	8.1%	6.6%
Slightly affected	4.3%	10.2%	8.0%
Somewhat affected } Affected	14.4% } 93.6%	28.3% } 88.5%	22.9% } 89.9%
Highly affected	75.0%	50.0%	58.9%
Don't know / hard to say	1.9%	3.4%	3.5%
Total	100.0%	100.0%	100.0%
<i>Refuse to answer</i>	<i>19</i>	<i>4</i>	<i>23</i>

# Including pro-establishment camp supporters, centrist supporters, no political inclination / politically neutral / do not belong to any camp

**Q7d Survey results, by camp type; Survey period: 11-16/8/2022**

Q7d If the condition in the following aspects worsens, how much will it affect your desire to leave Hong Kong permanently? [Hong Kong's politics]	Pro-democracy camp supporters	Non-pro-democracy camp supporters #	Total
	Percentages (Base=5,219)	Percentages (Base=630)	Percentages (Base=6,336)
Not affected	1.1%	8.3%	4.8%
Slightly affected	4.6%	25.4%	17.4%
Somewhat affected } Affected	31.9% } 96.2%	32.3% } 85.5%	33.5% } 90.9%
Highly affected	59.6%	27.7%	39.9%
Don't know / hard to say	2.7%	6.2%	4.4%
Total	100.0%	100.0%	100.0%
<i>Refuse to answer</i>	<i>10</i>	<i>4</i>	<i>14</i>

# Including pro-establishment camp supporters, centrist supporters, no political inclination / politically neutral / do not belong to any camp



**Q7e Survey results, by camp type; Survey period: 11-16/8/2022**

Q7e If the condition in the following aspects worsens, how much will it affect your desire to leave Hong Kong permanently? [Hong Kong's economic prospects]	Pro-democracy camp supporters	Non-pro-democracy camp supporters #	Total
	Percentages (Base=5,202)	Percentages (Base=625)	Percentages (Base=6,313)
Not affected	2.8%	3.7%	3.1%
Slightly affected	14.1%	10.3%	11.4%
Somewhat affected } Affected	44.0% } 94.1%	44.0% } 94.9%	44.7% } 94.7%
Highly affected	36.0%	40.6%	38.6%
Don't know / hard to say	3.1%	1.4%	2.2%
Total	100.0%	100.0%	100.0%
<i>Refuse to answer</i>	27	6	33

# Including pro-establishment camp supporters, centrist supporters, no political inclination / politically neutral / do not belong to any camp

**Q7f Survey results, by camp type; Survey period: 11-16/8/2022**

Q7f If the condition in the following aspects worsens, how much will it affect your desire to leave Hong Kong permanently? [Hong Kong's epidemic situation and anti-epidemic measures]	Pro-democracy camp supporters	Non-pro-democracy camp supporters #	Total
	Percentages	Percentages	Percentages
	(Base=5,199)	(Base=628)	(Base=6,312)
Not affected	15.0%	27.6%	22.3%
Slightly affected	21.6%	21.5%	21.3%
Somewhat affected } Affected	31.3% } 79.3%	23.1% } 70.7%	26.4% } 74.6%
Highly affected	26.4%	26.0%	26.8%
Don't know / hard to say	5.7%	1.8%	3.1%
Total	100.0%	100.0%	100.0%
<i>Refuse to answer</i>	30	3	33

# Including pro-establishment camp supporters, centrist supporters, no political inclination / politically neutral / do not belong to any camp

## Appendix 4: Survey questionnaire (11-16/8/2022)

### We Hongkongers & Community Health Survey

Hong Kong Public Opinion Research Institute is politically neutral. We welcome different opinions. All personal data will be kept strictly confidential. You can fill in the questionnaire again to express your latest views. When we need to work on the data, your last submission will be used. For enquiries, please email us at [panel@pori.hk](mailto:panel@pori.hk).

Last updated: xxxx-xx-xx

Tentative next update: xxxx-xx-xx

**\*Required**

#### Eligibility Confirmation

**Are you a Hong Kong resident aged 12 or above (i.e., currently residing in Hong Kong)? \***

- Yes
- No

#### We Hongkongers Series

**How confident are you in Hong Kong's political environment in future?**

- Very confident
- Somewhat confident
- Half-half
- Somewhat unconfident
- Very unconfident
- Don't know / hard to say

**How confident are you in the level of personal freedom enjoyed by Hong Kong people in future?**

- Very confident
- Somewhat confident
- Half-half
- Somewhat unconfident
- Very unconfident
- Don't know / hard to say

**How confident are you in Hong Kong's economic prospects?**

- Very confident
- Somewhat confident
- Half-half
- Somewhat unconfident
- Very unconfident
- Don't know / hard to say

**How confident are you in Mainland China's political environment in future?**

- Very confident
- Somewhat confident
- Half-half
- Somewhat unconfident
- Very unconfident
- Don't know / hard to say

**We Hongkongers Series****Do you currently have any plan to leave Hong Kong permanently?**

- Yes, ready to leave anytime
- Yes, under preparation
- Yes, but no preparation has been made yet
- No, but would seek to leave if situation worsens to an unacceptable level
- No, will not leave under any circumstances → Skip the next two questions
- Already left permanently → Skip the next two questions
- Temporarily not in Hong Kong (e.g., studying abroad)
- Don't know / hard to say

**Worsening of condition in which of the following aspects would have the strongest effect of causing you to seek to leave Hong Kong permanently?**

(Please choose the ONE answer closest to your thought)

- Personal freedom
- Personal standard of living
- Prospects of family members
- Hong Kong's politics
- Hong Kong's economic prospects
- Other: \_\_\_\_\_
- Don't know / hard to say

**If the condition in the following aspects worsens, how much will it affect your desire to leave Hong Kong permanently?**

	Not affected	Slightly affected	Somewhat affected	Highly affected	Don't know / hard to say
Personal freedom / Personal safety					
Personal standard of living					
Prospects of family members / Education for the next generation					
Hong Kong's politics					
Hong Kong's economic prospects					
Hong Kong's epidemic situation and anti-epidemic measures					

**Community Health**

**Have you ever contracted COVID-19?**

- Yes
- No / don't know

**How likely do you think it is that you will contract or recontract COVID-19 over the next one month?**

*(Please select the closest answer)*

- 0% chance **(Certainly not)**
- 0.001% chance **(1 in 100,000)**
- 0.01% chance **(1 in 10,000)**
- 0.1% chance **(1 in 1,000)**
- 1% chance **(1 in 100)**
- 5% chance **(1 in 20)**
- 10% chance **(1 in 10)**
- 15% chance
- 20% chance
- 25% chance
- 30% chance
- 35% chance
- 40% chance
- 45% chance
- 50% chance
- 60% chance
- 70% chance
- 80% chance
- 90% chance
- 100% chance **(Certainly will)**
- \_\_\_\_\_ % chance
- Don't know / hard to say

**How satisfied or dissatisfied are you with the government's performance in handling novel coronavirus pneumonia?**

- Very much satisfied
- Somewhat satisfied
- Half-half
- Somewhat dissatisfied
- Very much dissatisfied
- Don't know / hard to say

## Other Opinions

Generally speaking, how satisfied or dissatisfied are you with the current ..... in Hong Kong?

(Randomise the three conditions)

	Very much satisfied	Somewhat satisfied	Half-half	Somewhat dissatisfied	Very much dissatisfied	Don't know / hard to say
Political condition						
Economic condition						
Livelihood condition						

## Personal Information

This section is about personal information. If you have already provided relevant information in this survey series and have nothing to add or update, you may skip these questions. We will use the past data you provided in this survey series for analysis.

- I have already provided my personal information, and has nothing to add or update ([skip questions on personal information](#))
- Provide / update personal information now

### Gender

- Male
- Female
- Other

### Age

- \_\_\_\_\_ years old
- 12 - 14
- 15 - 17
- 18 - 19
- 20 - 24
- 25 - 29
- 30 - 34
- 35 - 39
- 40 - 44
- 45 - 49
- 50 - 54
- 55 - 59
- 60 - 64
- 65 - 69
- 70 or above

### Educational attainment

(The highest level attended, regardless of whether you have completed the course, including what you are attending)

- Primary or below
- Lower secondary ([Secondary 1 to 3](#))

- Upper secondary (Secondary 4 to 7 / DSE / Yi Jin)
- Tertiary: non-degree course (including diploma / certificate / sub-degree course)
- Tertiary: bachelor degree course
- Tertiary: postgraduate school or above

### Occupation

(Owner / self-employed / freelance / part time / civil servant are not valid answers, please answer according to the job nature or content)

- Administrator and professional
- Clerical and service worker
- Production worker
- Student
- Home-maker / housewife
- Retired person
- Unemployed / between jobs / other non-employed
- Other: \_\_\_\_\_

### Which of the following best describes your political inclination?

(Randomise the four camps)

- Localist
- Pro-democracy camp
- Centrist
- Pro-establishment camp
- Other: \_\_\_\_\_
- No political inclination / politically neutral / do not belong to any camp
- Don't know / hard to say

### End of Questionnaire

Thank you for completing the survey. For enquiries, please email us at [panel@pori.hk](mailto:panel@pori.hk).