



Hong Kong Public Opinion Research Institute

PopPanel Research Report No. 142 cum “We Hongkongers” Research Report No. 100

Survey Date: 20 June to 23 June 2022

Release Date: 24 June 2022

Copyright of this report was generated by the Hong Kong Public Opinion Research Institute (HKPORI) and opened to the world. HKPORI proactively promotes open data, open technology and the free flow of ideas, knowledge and information.

Research Background

"We Hongkongers" is an initiative advocated by Hong Kong Public Opinion Research Institute (HKPORI), with the support of many members of the civic society. With reference to the petition website "We the People" hosted by the White House of the United States, "We Hongkongers" aims to reflect public sentiment by conducting scientific research on any issues raised by Hong Kong citizens: <https://www.pori.hk/research-reports-en/wehkers.html?lang=en>.

"We Hongkongers" Project officially started on 17 October 2019, in the form of intensive rolling surveys. A total of 12 reports were published as of 23 December 2019. In mid-May 2020, in response to the rapid changes in Hong Kong's political and public sentiment, HKPORI redeveloped the "We Hongkongers" Project. Coupled with the rapid development of the "HKPOP Panel" established by PORI in July 2019, PORI decided to launch the "We Hongkongers Panel Survey" to further strengthen interaction with the public and as well as collect and analyze public opinion and there are 29 reports in total. In January 2021, PORI redeveloped the "We Hongkongers" Project again to strengthen the cooperation with non-governmental organizations, civil society organizations, concern groups and professional organizations, and the results will be released in the form of mini-forums to initiate policy discussions.

This report also represents Report No. 142 under HKPOP Panel survey series, as well as Report No. 100 under the "We Hongkongers" Project Series. The theme of this survey is "Voluntary Health Insurance Scheme".

HKPORI sent out emails to all panel members at the beginning of the survey, inviting them to fill in the questionnaire at the designated online platform. Members were allowed to make repeated submissions, while only the last submission of each individual member would be used for analysis.

Contact Information

Herewith the contact information of the “We Hongkongers” Panel Survey:

Table 1: Detailed Contact Information

Survey method	Online survey
Target population	HKPOP Panel samples, namely Hong Kong People Representative Panel (Probability-based Panel) and Hong Kong People Volunteer Panel (Non-probability-based Panel)
Weighting method	Rim-weighted according to 1) gender-age distribution, educational attainment (highest level attended) distribution and economic activity status distribution of Hong Kong population from Census and Statistics Department; 2) appraisal of political condition and political inclination distribution from regular tracking surveys.
Date of survey	20 June, 3pm – 23 June, 3pm
Total sample size	4,630
Response rate	5.4%
Sampling error ^[1]	Sampling error of percentages at +/-1% at 95% confidence level

[1] All error figures in this release are calculated at 95% confidence level. “95% confidence level” means that if we were to repeat a certain survey 100 times with different random samples, we would expect 95 times having the population parameter within the respective error margins calculated. Because of sampling errors, when quoting percentages, journalists should refrain from reporting decimal places, whereas one decimal place can be used when quoting rating figures.

PopPanel Composition

Regarding data collection, survey data from both the Hong Kong People Representative Panel and Hong Kong People Volunteer Panel were collected in the form of online questionnaire.

Among them, the Hong Kong People Representative Panel comes from members of the “HKPOP Panel” recruited in regular random telephone surveys. HKPORI uses “HKPOP Panel” as a framework for conducting surveys for different research projects, any eligible family member in the household may be invited to participate in a specific research.

Meanwhile, members of the Hong Kong People Volunteer Panel are recruited online. Citizens only need to self-register in HKPORI website to participate in online questionnaires.

All panel data collected will be adjusted using rim-weighting, to minimize the effects of self-selection bias or participation bias. Details are documented in the Weighting Procedure section.

Response Rate

HKPORI adopts a set of contact definition in compliance with most international standards. Historically, the social research community in Hong Kong has developed its own set of contact rates, cooperation rates, response rates, and so on. HKPORI normally reports the "success rate" for online surveys.

The calculation of the success rates in this study refers to the following tables.

Table 2: Calculation of success rate of the HKPOP Panel (by HKPORI definition)

Success rate		
=	$\frac{\text{Successful cases}}{\text{Panel size of the HKPOP Panel}}$	x 100.0%
=	$\frac{4,630}{85,799}$	x 100.0%
=	5.6%	

Weighting Procedure

HKPORI has continuously adopted and enhanced its weighting method over the past few decades. For this survey, HKPORI adopts a "2 by 5 by 2 by 4 by 5 by 4" weighting procedure involving six variables, namely, gender, age, educational attainment, economic activity status, appraisal of political condition and political inclination. Basically, the raw data of practically all random telephone surveys conducted by HKPORI are rim-weighted by the figures obtained from the Hong Kong Census and Statistics Department so that the marginal distribution of the sample in terms of gender, age, educational attainment and economic activity status would match with that of the general population figures from the Hong Kong Census and Statistics Department. The marginal distribution of the sample in terms of appraisal of political condition and political inclination would match that of the general population in HKPORI's regular tracking surveys. This rim-weighting method (sometimes called raking) is found to be the most practicable method in processing HKPORI's survey data.

Specifically, the gender and age groupings used for weighting are as follows:

- Male 12-29
- Male 30-39
- Male 40-49
- Male 50-59
- Male 60 or above
- Female 12-29
- Female 30-39
- Female 40-49
- Female 50-59
- Female 60 or above

The educational attainments used for weighting are as follows:

- Secondary or below
- Tertiary or above

The economic activity statuses used for weighting are as follows:

- Working population / Others
- Home-makers / Housewives
- Students
- Retired person

The appraisals of political condition used for weighting are as follows:

- Very satisfied
- Quite satisfied
- Half-half // Don't know / hard to say // Refused to answer
- Quite dissatisfied
- Very dissatisfied

The political inclinations used for weighting are as follows:

- Pro-democracy camp
- Pro-establishment camp
- Localist
- Centrist // Other // No political inclination / politically neutral / do not belong to any camp // Don't know / hard to say // Refused to answer

Quantitative Analysis Results

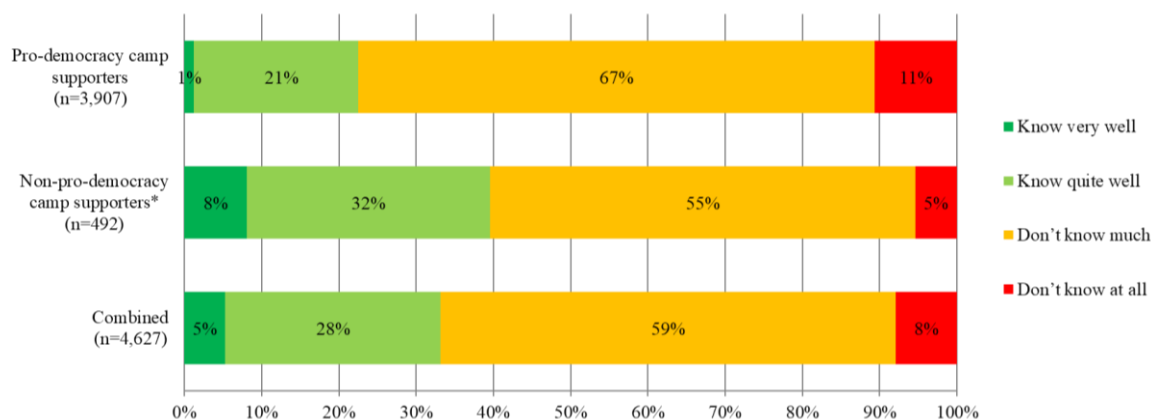
Quantitative analysis results of the “We Hongkongers” Panel Survey, after applying the standard weighting procedures, are as follows, all questions listed hereby are opinion questions:

Table 3: Q1 Survey results; Survey period: 20-23/6/2022

Q1 How well do you know about the Voluntary Health Insurance Scheme?	Pro-democracy camp supporters (Base=3,907)	Non-pro-democracy camp supporters ^[2] (Base=492)	Combined (Base=4,627)
Know very well	1%	8%	5%
Know quite well	21%	32%	28%
Don't know much	67%	55%	59%
Don't know at all	11%	5%	8%

[2] Include: pro-establishment camp supporters, centrist supporters, no political inclination / politically neutral / do not belong to any camp

Chart 1: Q1 Combined chart



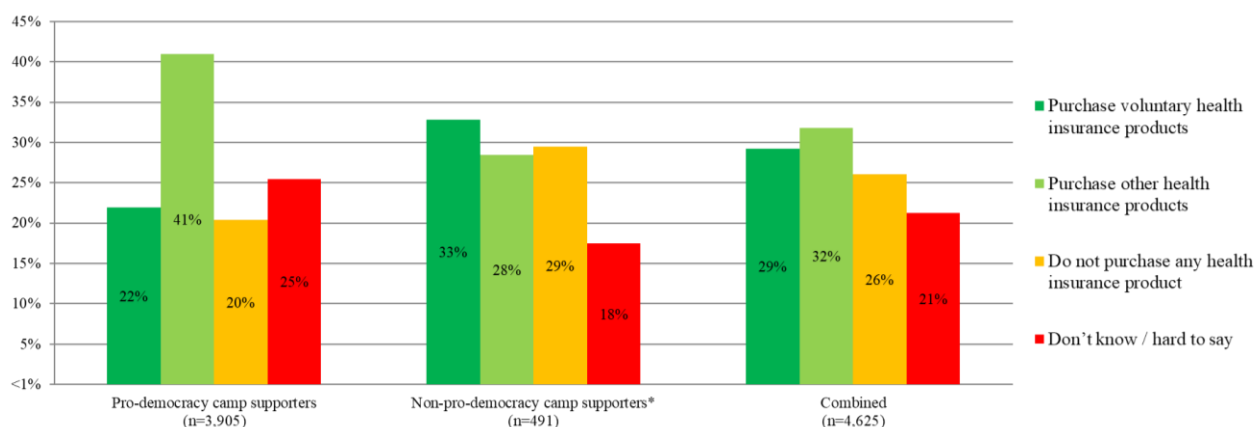
* Include: pro-establishment camp supporters, centrist supporters, no political inclination / politically neutral / do not belong to any camp.

Table 4: Q2 Survey results; Survey period: 20-23/6/2022

Q2 Which of the following actions would you opt for? [Multiple responses allowed]	Pro-democracy camp supporters (Base=3,905)	Non-pro-democracy camp supporters ^[2] (Base=491)	Combined (Base=4,625)
Purchase voluntary health insurance products	22%	33%	29%
Purchase other health insurance products	41%	28%	32%
Do not purchase any health insurance product	20%	29%	26%
Don't know / hard to say	25%	18%	21%

[3] Include: pro-establishment camp supporters, centrist supporters, no political inclination / politically neutral / do not belong to any camp

Chart 2: Q2 Combined chart



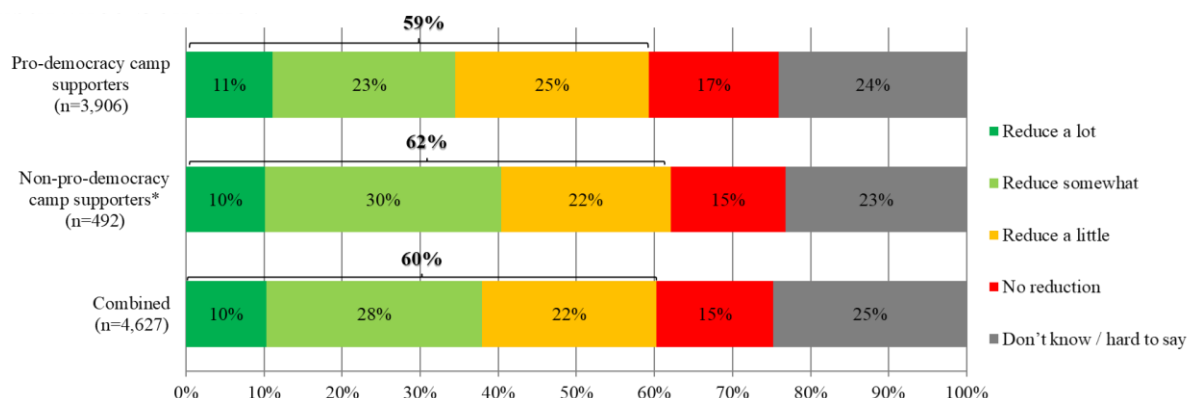
* Include: pro-establishment camp supporters, centrist supporters, no political inclination / politically neutral / do not belong to any camp.

Table 5: Q3 Survey results; Survey period: 20-23/6/2022

Q3 How much public healthcare expenditure do you think the government will reduce after the implementation of the Voluntary Health Insurance Scheme?	Pro-democracy camp supporters (Base=3,906)	Non-pro-democracy camp supporters ^[2] (Base=492)	Combined (Base=4,627)	
Reduce a lot	11%	10%	10%	
Reduce somewhat	23%	30%	28%	
Reduce a little	25%	22%	22%	
No reduction	17%	15%	15%	
Don't know / hard to say	24%	23%	25%	
	} 59%		} 60%	

[4] Include: pro-establishment camp supporters, centrist supporters, no political inclination / politically neutral / do not belong to any camp

Chart 3: Q3 Combined chart



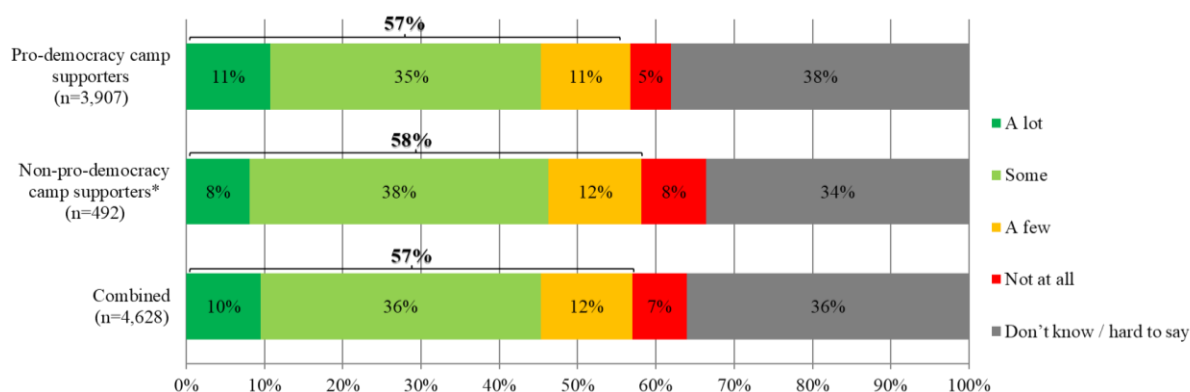
* Include: pro-establishment camp supporters, centrist supporters, no political inclination / politically neutral / do not belong to any camp.

Table 6: Q4 Survey results; Survey period: 20-23/6/2022

Q4 How many healthcare workers do you think will switch to work in private hospitals after the implementation of the Voluntary Health Insurance Scheme?	Pro-democracy camp supporters (Base=3,907)	Non-pro-democracy camp supporters^[2] (Base=492)	Combined (Base=4,628)
A lot	11%	8%	10%
Some	35% } 57%	38% } 58%	36% } 57%
A few	11%	12%	12%
Not at all	5%	8%	7%
Don't know / hard to say	38%	34%	36%

[5] Include: pro-establishment camp supporters, centrist supporters, no political inclination / politically neutral / do not belong to any camp

Chart 4: Q4 Combined chart



* Include: pro-establishment camp supporters, centrist supporters, no political inclination / politically neutral / do not belong to any camp.

Appendices

Appendix 1: Demographic profile of respondents

Gender:	Pro-democracy camp supporters				Non-pro-democracy camp supporters #				Total			
	Raw sample		Weighted sample		Raw sample		Weighted sample		Raw sample		Weighted sample	
	Freq	%	Freq	%	Freq	%	Freq	%	Freq	%	Freq	%
Male	2,301	58.9%	464	34.5%	289	58.7%	1,454	52.8%	2,721	58.8%	2,184	47.2%
Female	1,602	41.0%	881	65.4%	200	40.7%	1,291	46.9%	1,898	41.0%	2,434	52.6%
Other	6	0.2%	1	0.1%	3	0.6%	7	0.3%	11	0.2%	12	0.3%
Total	3,909	100.0%	1,345	100.0%	492	100.0%	2,752	100.0%	4,630	100.0%	4,630	100.0%
Missing case(s)	0		0		0		0		0		0	

Age:	Pro-democracy camp supporters				Non-pro-democracy camp supporters #				Total			
	Raw sample		Weighted sample		Raw sample		Weighted sample		Raw sample		Weighted sample	
	Freq	%	Freq	%	Freq	%	Freq	%	Freq	%	Freq	%
12 - 29	587	15.0%	371	27.6%	30	6.1%	279	10.1%	663	14.3%	848	18.3%
30 - 39	1,018	26.1%	148	11.0%	93	18.9%	379	13.8%	1,173	25.4%	617	13.3%
40 - 49	967	24.8%	216	16.1%	111	22.6%	505	18.4%	1,139	24.6%	838	18.1%
50 - 59	846	21.7%	353	26.3%	132	26.8%	621	22.6%	1,013	21.9%	1,067	23.1%
60 or above	488	12.5%	255	19.0%	126	25.6%	967	35.1%	639	13.8%	1,259	27.2%
Total	3,906	100.0%	1,344	100.0%	492	100.0%	2,752	100.0%	4,627	100.0%	4,628	100.0%
Missing case(s)	3		2		0		0		3		2	

Education attainment:	Pro-democracy camp supporters				Non-pro-democracy camp supporters #				Total			
	Raw sample		Weighted sample		Raw sample		Weighted sample		Raw sample		Weighted sample	
	Freq	%	Freq	%	Freq	%	Freq	%	Freq	%	Freq	%
Primary or below	5	0.1%	1	0.1%	1	0.2%	2	0.1%	7	0.2%	8	0.2%
Secondary	577	14.8%	553	41.1%	110	22.4%	1,101	40.0%	713	15.7%	1,798	39.6%
Tertiary or above	3,325	85.1%	791	58.8%	381	77.4%	1,648	59.9%	3,822	84.1%	2,736	60.2%
Total	3,907	100.0%	1,345	100.0%	492	100.0%	2,752	100.0%	4,542	100.0%	4,542	100.0%
Missing case(s)	2		<1		0		0		88		88	

Occupation:	Pro-democracy camp supporters				Non-pro-democracy camp supporters #				Total			
	Raw sample		Weighted sample		Raw sample		Weighted sample		Raw sample		Weighted sample	
	Freq	%	Freq	%	Freq	%	Freq	%	Freq	%	Freq	%
Administrators and professionals	1,568	40.2%	168	12.5%	162	33.0%	555	20.2%	1,768	39.0%	752	16.6%
Clerks and service workers	1,104	28.3%	403	30.0%	127	25.9%	809	29.4%	1,275	28.1%	1,421	31.3%
Workers	102	2.6%	33	2.5%	18	3.7%	94	3.4%	125	2.8%	164	3.6%
Students	140	3.6%	94	7.0%	8	1.6%	120	4.4%	155	3.4%	280	6.2%
Home-makers / housewives	146	3.7%	232	17.2%	15	3.1%	227	8.3%	164	3.6%	468	10.3%
Others	842	21.6%	415	30.8%	161	32.8%	946	34.4%	1,046	23.1%	1,449	32.0%
Total	3,902	100.0%	1,344	100.0%	491	100.0%	2,752	100.0%	4,533	100.0%	4,533	100.0%
Missing case(s)	7		2		1		<1		97		97	

Political inclination:	Pro-democracy camp supporters				Non-pro-democracy camp supporters #				Total			
	Raw sample		Weighted sample		Raw sample		Weighted sample		Raw sample		Weighted sample	
	Freq	%	Freq	%	Freq	%	Freq	%	Freq	%	Freq	%
Pro-democracy camp	2,205	56.4%	921	68.5%	0	0.0%	0	0.0%	2,205	48.6%	921	20.5%
Pro-establishment camp	0	0.0%	0	0.0%	39	7.9%	697	25.3%	39	0.9%	697	15.5%
Localist	1,704	43.6%	424	31.5%	0	0.0%	0	0.0%	1,704	37.5%	424	9.4%
Centrist	0	0.0%	0	0.0%	162	32.9%	666	24.2%	162	3.6%	666	14.8%
Others	0	0.0%	0	0.0%	0	0.0%	0	0.0%	49	1.1%	103	2.3%
No political inclination / politically neutral / don't belong to any camp	0	0.0%	0	0.0%	291	59.1%	1,389	50.5%	291	6.4%	1,389	30.9%
Don't know / hard to say	0	0.0%	0	0.0%	0	0.0%	0	0.0%	89	2.0%	295	6.6%
Total	3,909	100.0%	1,345	100.0%	492	100.0%	2,752	100.0%	4,539	100.0%	4,495	100.0%
Missing case(s)	0		0		0		0		91		135	

Appendix 2: Contact Information

Total valid samples	4,630
Survey period	20-23/6/2022
Success rate	5.4%
Questionnaires sent out	85,799
Questionnaires received	5,079
Ineligible samples	41
Invalid samples	0
Incomplete samples	408
Standard error	0.7%
Sampling error	1.4%

Appendix 3: Quantitative analyses

Q1 Survey results, by camp type; Survey period: 20-23/6/2022

Q1 How well do you know about the Voluntary Health Insurance Scheme?	Pro-democracy camp supporters	Non-pro-democracy camp supporters #	Total
	Percentages	Percentages	Percentages
	(Base=3,907)	(Base=492)	(Base=4,627)
Know very well	1.2%	8.1%	5.3%
Know quite well	21.2%	31.5%	27.9%
Don't know much	66.9%	55.0%	58.9%
Don't know at all	10.6%	5.4%	7.9%
Total	100.0%	100.0%	100.0%
<i>Refuse to answer</i>	2	0	2

Including pro-establishment camp supporters, centrist supporters, no political inclination / politically neutral / do not belong to any camp

Q2 Survey results, by camp type; Survey period: 20-23/6/2022

Q2 Which of the following actions would you opt for?	Pro-democracy camp supporters	Non-pro-democracy camp supporters #	Total
	Percentages (Base=3,905)	Percentages (Base=491)	Percentages (Base=4,625)
Purchase voluntary health insurance products	21.9%	32.9%	29.2%
Purchase other health insurance products	41.0%	28.5%	31.8%
Do not purchase any health insurance product	20.4%	29.5%	26.1%
Don't know / hard to say	25.5%	17.5%	21.2%
Total	108.8%	108.4%	108.4%
<i>Refuse to answer</i>	<i>4</i>	<i>1</i>	<i>5</i>

Including pro-establishment camp supporters, centrist supporters, no political inclination / politically neutral / do not belong to any camp

Q3 Survey results, by camp type; Survey period: 20-23/6/2022

Q3 How much public healthcare expenditure do you think the government will reduce after the implementation of the Voluntary Health Insurance Scheme?	Pro-democracy camp supporters	Non-pro-democracy camp supporters #	Total
	Percentages (Base=3,906)	Percentages (Base=492)	Percentages (Base=4,627)
Reduce a lot	11.1%	10.1%	10.3%
Reduce somewhat }Reduce	23.4% }59.3%	30.3% }62.1%	27.6% }60.3%
Reduce a little	24.8%	21.7%	22.4%
No reduction	16.6%	14.7%	15.0%
Don't know / hard to say	24.1%	23.2%	24.8%
Total	100.0%	100.0%	100.0%
<i>Refuse to answer</i>	3	0	3

Including pro-establishment camp supporters, centrist supporters, no political inclination / politically neutral / do not belong to any camp

Q4 Survey results, by camp type; Survey period: 20-23/6/2022

Q4 How many healthcare workers do you think will switch to work in private hospitals after the implementation of the Voluntary Health Insurance Scheme?	Pro-democracy camp supporters	Non-pro-democracy camp supporters #	Total
	Percentages (Base=3,907)	Percentages (Base=492)	Percentages (Base=4,628)
A lot	10.7%	8.1%	9.5%
Some } Will	34.6% } 56.7%	38.2% } 58.1%	35.7% } 57.0%
A few	11.4%	11.8%	11.7%
Not at all	5.3%	8.3%	7.0%
Don't know / hard to say	38.0%	33.6%	36.0%
Total	100.0%	100.0%	100.0%
<i>Refuse to answer</i>	2	0	2

Including pro-establishment camp supporters, centrist supporters, no political inclination / politically neutral / do not belong to any camp

Appendix 4: Survey questionnaire (20-23/6/2022)

We Hongkongers & Community Health Survey

Hong Kong Public Opinion Research Institute is politically neutral. We welcome different opinions. All personal data will be kept strictly confidential. You can fill in the questionnaire again to express your latest views. When we need to work on the data, your last submission will be used. For enquiries, please email us at panel@pori.hk.

Last updated: xxxx-xx-xx

Tentative next update: xxxx-xx-xx

***Required**

Eligibility Confirmation

Are you a Hong Kong resident aged 12 or above (i.e., currently residing in Hong Kong)? *

- Yes
- No

We Hongkongers Series

How well do you know about the Voluntary Health Insurance Scheme?

- Know very well
- Know quite well
- Don't know much
- Don't know at all

Which of the following actions would you opt for?

(Multiple answers allowed)

- Purchase voluntary health insurance products
- Purchase other health insurance products
- Do not purchase any health insurance product
- Don't know / hard to say

How much public healthcare expenditure do you think the government will reduce after the implementation of the Voluntary Health Insurance Scheme?

- Reduce a lot

- Reduce somewhat
- Reduce a little
- No reduction
- Don't know / hard to say

How many healthcare workers do you think will switch to work in private hospitals after the implementation of the Voluntary Health Insurance Scheme?

- A lot
- Some
- A few
- Not at all
- Don't know / hard to say

Community Health

Have you ever contracted COVID-19?

- Yes
- No / don't know

How likely do you think it is that you will contract or re-contract COVID-19 over the next one month?

(Please select the closest answer)

- | | | |
|--|----------------------------------|--|
| <input type="radio"/> 0% chance (Certainly not) | <input type="radio"/> 20% chance | <input type="radio"/> 70% chance |
| <input type="radio"/> 0.001% chance (1 in 100,000) | <input type="radio"/> 25% chance | <input type="radio"/> 80% chance |
| <input type="radio"/> 0.01% chance (1 in 10,000) | <input type="radio"/> 30% chance | <input type="radio"/> 90% chance |
| <input type="radio"/> 0.1% chance (1 in 1,000) | <input type="radio"/> 35% chance | <input type="radio"/> 100% chance (Certainly will) |
| <input type="radio"/> 1% chance (1 in 100) | <input type="radio"/> 40% chance | <input type="radio"/> _____ % chance |
| <input type="radio"/> 5% chance (1 in 20) | <input type="radio"/> 45% chance | <input type="radio"/> Don't know / hard to say |
| <input type="radio"/> 10% chance (1 in 10) | <input type="radio"/> 50% chance | |
| <input type="radio"/> 15% chance | <input type="radio"/> 60% chance | |

Do you think the regulation prohibiting gatherings of more than a specific number of people in public places should be completely lifted unconditionally in Hong Kong?

- Yes, the ban should be lifted unconditionally → [Skip questions related to this regulation](#)
- No, it should depend on the epidemic situation
- Don't know / hard to say

For reference, there are 1,276 additional positive cases on June 19, 2022

How many additional positive cases each day should there be before it would be appropriate to prohibit gatherings of more than 2 people?

(The pandemic should be at its worst)

- Number of additional positive cases each day: _____
- Don't know / hard to say

How many additional positive cases each day should there be before it would be appropriate to prohibit gatherings of more than 4 people?

- Number of additional positive cases each day: _____
- Don't know / hard to say

How many additional positive cases each day should there be before it would be appropriate to prohibit gatherings of more than 8 people?

- Number of additional positive cases each day: _____
- Don't know / hard to say

How many additional positive cases each day should there be before it would be appropriate to prohibit gatherings of more than 16 people?

- Number of additional positive cases each day: _____
- Don't know / hard to say

If necessary, please list combinations of [number of cases & number of people allowed in gatherings] that you think is appropriate in the field below:

After how many days of zero infection do you think the group gathering ban should be lifted altogether?

_____ day(s)

How satisfied or dissatisfied are you with the government's performance in handling COVID-19?

- Very much satisfied
- Somewhat satisfied
- Half-half
- Somewhat dissatisfied
- Very much dissatisfied
- Don't know / hard to say

Other Opinions

Generally speaking, how satisfied or dissatisfied are you with the current in Hong Kong?

(Randomise the three conditions)

	Very much satisfied	Somewhat satisfied	Half-half	Somewhat dissatisfied	Very much dissatisfied	Don't know / hard to say
Political condition						
Economic condition						
Livelihood condition						

Personal Information

This section is about personal information. If you have already provided relevant information in this survey series and have nothing to add or update, you may skip these questions. We will use the past data you provided in this survey series for analysis.

- I have already provided my personal information, and has nothing to add or update ([skip questions on personal information](#))
- Provide / update personal information now

Gender

- Male
- Female
- Other

Age

- _____ years old
- 12 - 14
- 15 - 17
- 18 - 19
- 20 - 24
- 25 - 29
- 30 - 34
- 35 - 39
- 40 - 44
- 45 - 49
- 50 - 54
- 55 - 59
- 60 - 64
- 65 - 69
- 70 or above

Educational attainment

(The highest level attended, regardless of whether you have completed the course, including what you are attending)

- Primary or below
- Lower secondary ([Secondary 1 to 3](#))

- Upper secondary (Secondary 4 to 7 / DSE / Yi Jin)
- Tertiary: non-degree course (including diploma / certificate / sub-degree course)
- Tertiary: bachelor degree course
- Tertiary: postgraduate school or above

Occupation

(Owner / self-employed / freelance / part time / civil servant are not valid answers, please answer according to the job nature or content)

- Administrator and professional
- Clerical and service worker
- Production worker
- Student
- Home-maker / housewife
- Retired person
- Unemployed / between jobs / other non-employed
- Other: _____

Which of the following best describes your political inclination?

(Randomise the four camps)

- Localist
- Pro-democracy camp
- Centrist
- Pro-establishment camp
- Other: _____
- No political inclination / politically neutral / do not belong to any camp
- Don't know / hard to say

End of Questionnaire

Thank you for completing the survey. For enquiries, please email us at panel@pori.hk.