

PORI

HONG KONG PUBLIC OPINION RESEARCH INSTITUTE

香 港 民 意 研 究 所

Latest Tracking Poll Results

May 3, 2022

Contact Information

2

	Legislative Councillors Naming	Legislative Councillors Rating
Date of survey	4-7/4/2022	19-22/4/2022
Survey method	Random telephone survey conducted by real interviewers	
Target population	Cantonese-speaking Hong Kong residents aged 18 or above	
Sample size	1,014 (including 506 landline and 508 mobile samples)	1,001 (including 503 landline and 498 mobile samples)
Effective response rate	49.8%	47.6%
Sampling error	Sampling error of percentages not more than +/-4%, that of net values not more than +/-7% and that of ratings not more than +/-2.8 at 95% conf. level	
Weighting method	Rim-weighted according to figures provided by the Census and Statistics Department. The gender-age distribution of the Hong Kong population came from “Mid-year population for 2021”, while the educational attainment (highest level attended) distribution and economic activity status distribution came from “Women and Men in Hong Kong - Key Statistics (2021 Edition)”.	

Survey Topic

3

- **Popularity of Legislative Councillors**
 - Top 5 Legislative Councillors - Naming
 - Top 5 Legislative Councillors – Rating
- **Taiwan and Tibetan issues**
 - Confidence on Cross-strait Reunification
 - Opinion on Taiwan's Rejoining the United Nations
 - Opinion on Applicability of "One Country, Two Systems" to Taiwan
 - Opinion on Independence of Taiwan
 - Opinion on Independence of Tibet

Survey Result - Popularity of Legislative Councillors

4

• Top 5 Legislative Councillors - Naming

Rank	Legislative Councillors	16-23/9/2021	4-7/4/2022	Change	Change in ranking
1	Starry Lee	23%	27%	▲5%*	--
2	Regina Ip	15%	17%	▲2%	--
3	Junius Ho	14%	15%	▲1%	--
4	Michael Tien	9%	12%	▲4%*	▲1
5	Priscilla Leung	11%	11%	▲1%	▼1
6	Holden Chow	6%	10%	▲4%*	▲2
Wrong answer		14%	8%	▼7%*	--
Don't know / hard to say		50%	49%	▼1%	--

- In the naming survey, respondents could name, unprompted, up to 10 councillors whom they knew best. Starry Lee, Regina Ip, Junius Ho, Michael Tien, Priscilla Leung and Holden Chow were the top 6 councillors being mentioned most frequently, they therefore entered the rating survey.

* Significant change

Survey Result - Popularity of Legislative Councillors

5

• Top 5 Legislative Councillors - Rating

	4-7/10/2021	19-22/4/2022	Change	Record
Michael Tien	47.7	50.9	▲3.2 *	Record high since Mar. 2019
Regina Ip	42.8	47.7	▲5.0 *	Record high since Mar. 2019
Starry Lee	39.2	43.7	▲4.6 *	Record high since Jul. 2018
Priscilla Leung	37.1	42.7	▲5.6 *	Record high since Mar. 2019
Junius Ho	32.8	35.8	▲2.9	All-time record high since Oct. 2019
Holden Chow	--	38.0	--	New record

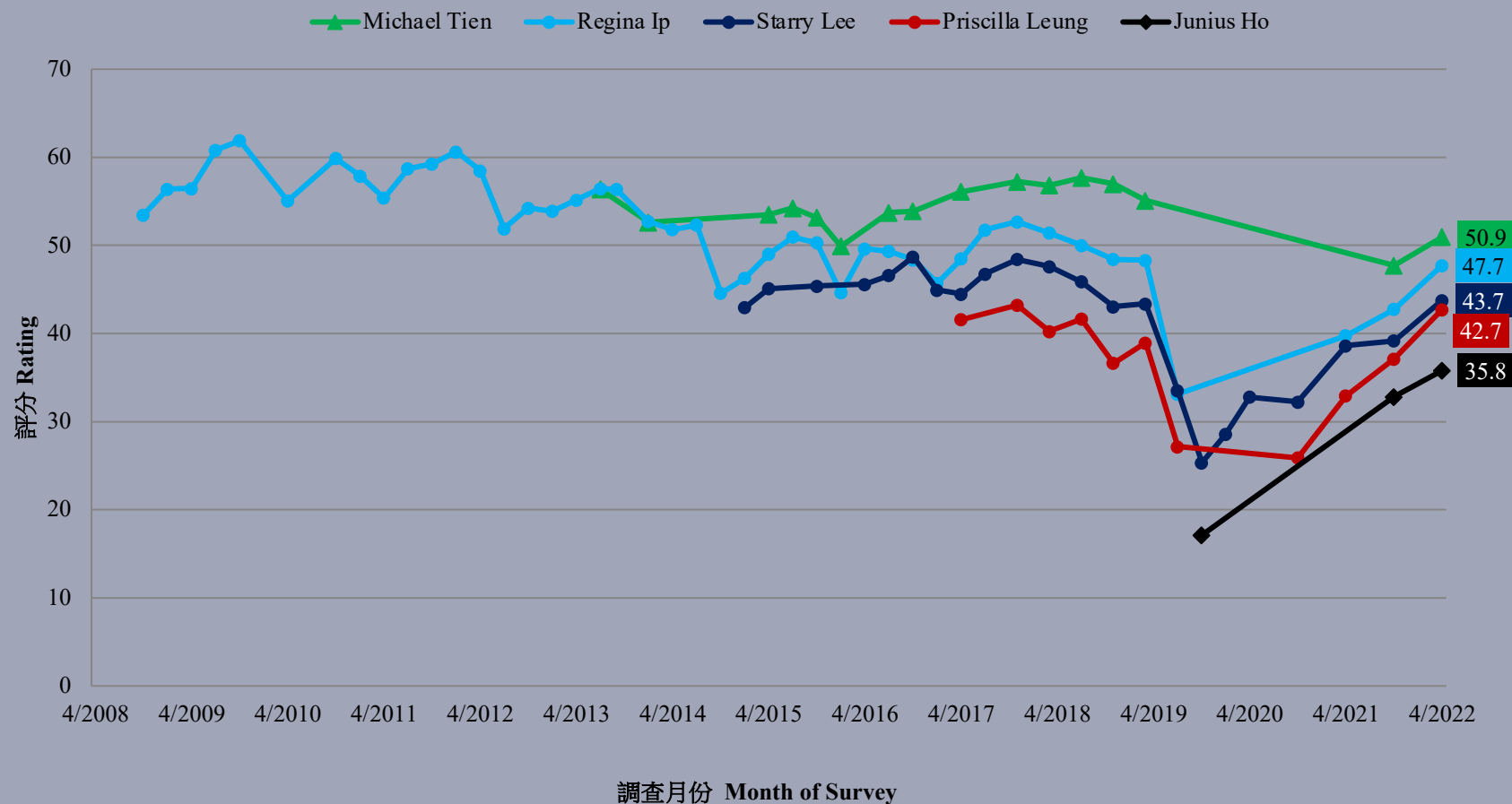
- The latest survey shows that Michael Tien continues to be the top ranked Legislative Councillor. The second and the third belong to Regina Ip and Starry Lee respectively, followed by Priscilla Leung and Junius Ho. Holden Chow obtains a rating of 38.0 marks, but is dropped due to his relatively low recognition rate. The ratings of Michael Tien, Regina Ip, Starry Lee and Priscilla Leung have increased significantly compared with the last survey.

* Significant change

Survey Result - Popularity of Legislative Councillors

6

各立法會議員評分 - 綜合圖表 (按次計算)
Ratings of Legislative Councillors – Combined (per poll)
(10/2008 – 4/2022)



Survey Topic

7

- Popularity of Legislative Councillors
 - Top 5 Legislative Councillors - Naming
 - Top 5 Legislative Councillors – Rating
- Taiwan and Tibetan issues
 - Confidence on Cross-strait Reunification
 - Opinion on Taiwan's Rejoining the United Nations
 - Opinion on Applicability of "One Country, Two Systems" to Taiwan
 - Opinion on Independence of Taiwan
 - Opinion on Independence of Tibet

Survey Result - Taiwan and Tibetan issues

8

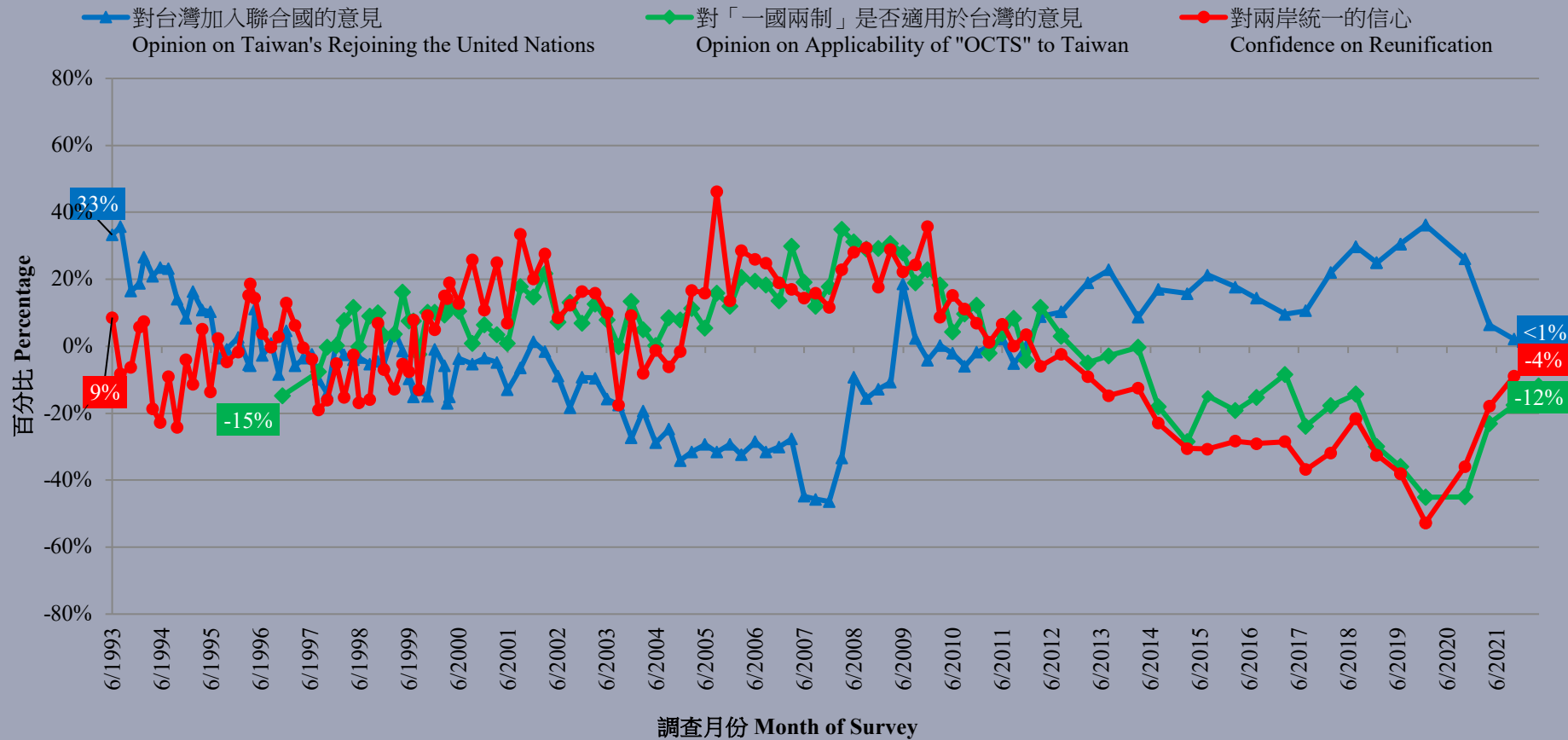
	18-22/10/2021	19-22/4/2022	Change	Record
Confidence in cross-strait reunification	37%	38%	▲1%	Record high since Aug. 2012
No confidence in cross-strait reunification	46%	42%	▼4%	Record low since Dec. 2011
Net confidence	-9%	-4%	▲5%	Record high since Aug. 2012
Taiwan rejoining the United Nations: Support rate	40%	38%	▼1%	Record low since Sep. 2010
Taiwan rejoining the United Nations: Opposition rate	37%	38%	--	Record high since Dec. 2011
Net support	2%	<1%	▼2%	Record low since Dec. 2011
Believe “one country, two systems” is applicable to Taiwan	31%	33%	▲2%	Record high since Aug. 2018
Believe “one country, two systems” is not applicable to Taiwan	49%	45%	▼4%	Record low since Mar. 2014
Net value of applicability	-18%	-12%	▲6%	Record high since Mar. 2017

- Hong Kong people’s net confidence in the ultimate reunification across the strait stands at negative 4 percentage points, which has increased by 5 percentage points from half a year ago. Although the change has not gone beyond sampling error, the net confidence has registered a **record high** since 2012. Regarding international space, net support stands at <1 percentage point, registering another **record low** since 2011. Meanwhile, net value of applicability stands at negative 12 percentage points, registering a **record high** since 2017.

Survey Result - Taiwan and Tibetan issues

9

市民對其他台灣問題的意見淨值 (按次計算)
Net Value of Opinion on Other Taiwan Issue (Per Poll)
(6/1993 – 4/2022)



Survey Result - Taiwan and Tibetan issues

10

● Opinion on Independence of Taiwan

	18-22/10/2021	19-22/4/2022	Change	Record
Support rate	26%	22%	▼4%	Record low since Mar. 2012
Opposition rate	55%	57%	▲2%	Record high since Mar. 2017
Net Support	-29%	-35%	▼7%	Record low since Mar. 2017

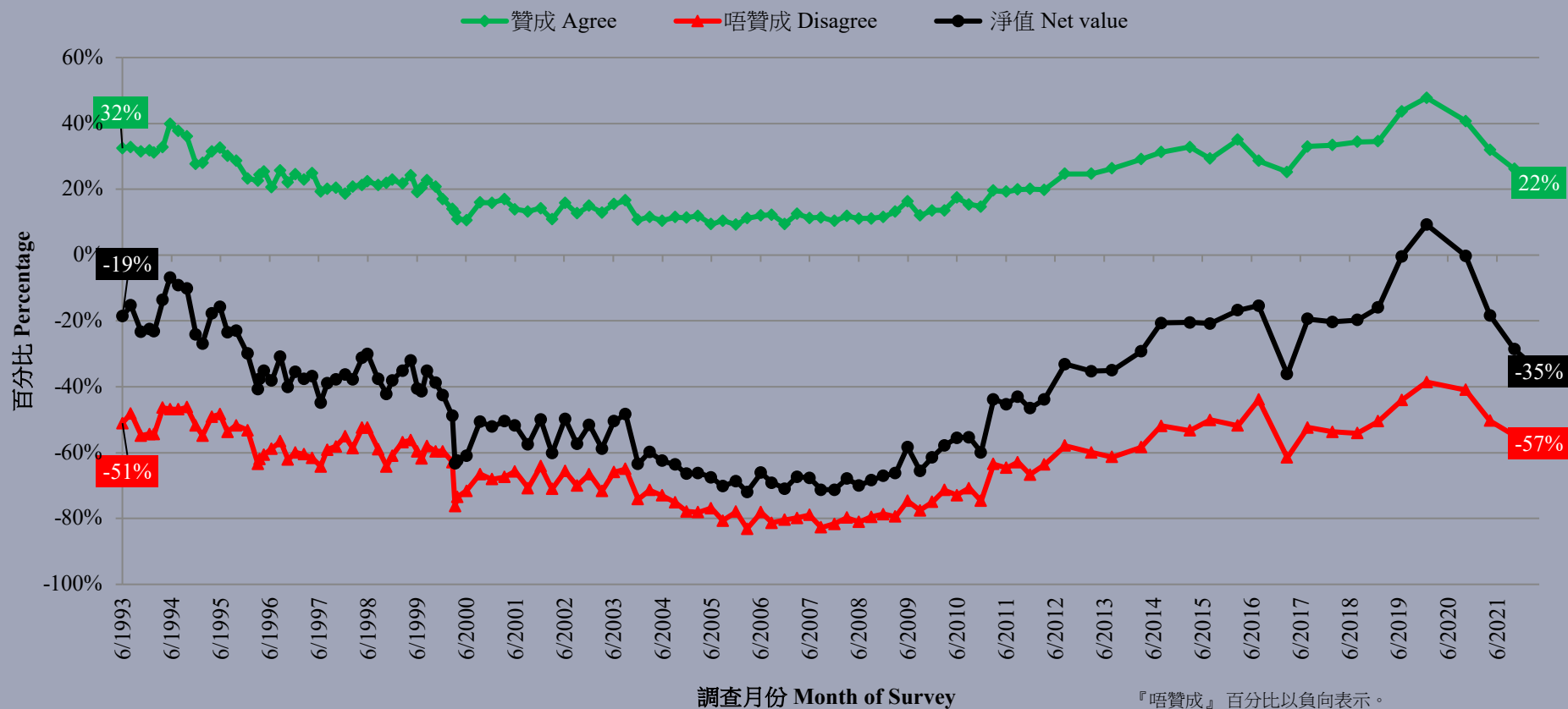
- As for the independence of Taiwan, 22% supported Taiwan's independence while 57% opposed it. Net support stands at negative 35 percentage points, which has dropped by 7 percentage points from half a year ago. Although the change has not gone beyond sampling error, the net support has registered a **record low** since 2017.

* Significant change

Survey Result - Taiwan and Tibetan issues

11

市民贊成台灣獨立的比率 (按次計算)
Opinion on Independence of Taiwan (Per Poll)
(6/1993 – 4/2022)



『唔贊成』百分比以負向表示。
Percentage of 'Disagree' is presented as negative

Survey Result - Taiwan and Tibetan issues

12

● Opinion on Independence of Tibet

	18-22/10/2021	19-22/4/2022	Change	Record
Support rate	18%	17%	▼1%	Record low since Aug. 2017
Opposition rate	55%	59%	▲4%	Record high since Aug. 2018
Net Support	-37%	-42%	▼5%	Record low since Aug. 2018

- Regarding Tibetan issues, 59% of Hong Kong people interviewed opposed the independence of Tibet whereas 17% showed support. Net support stands at negative 42 percentage points. Although the change has not gone beyond sampling error, the net support has registered a **record low** since 2018.

Survey Result - Taiwan and Tibetan issues

13

市民贊成西藏獨立的比率 (按次計算)
Opinion on Independence of Tibet (Per Poll)
(6/1993 – 4/2022)

