

PORI



HONG KONG PUBLIC OPINION RESEARCH INSTITUTE

香 港 民 意 研 究 所

“We Hongkongers” Panel Survey

Latest Results

March 18, 2022

Contact Information - “We Hongkongers” Panel Survey

2

	HKPORI Panel
Date of survey	March 11, 3pm – March 16, 3pm
Survey method	Online survey
Target population	Hong Kong residents aged 12+
Total sample size	6,324
Response rate	7.2%
Sampling error	Sampling error of percentages at +/-1% at 95% confidence level
Weighting method	Rim-weighted according to 1) gender-age distribution, educational attainment (highest level attended) distribution and economic activity status distribution of Hong Kong population from Census and Statistics Department; 2) appraisal of political condition and political inclination distribution from regular tracking surveys.

Survey Result - “We Hongkongers” Panel Survey

3

- Latest survey period: 11-16/3/2022
- **Question: Q1 Have you ever been confirmed to have COVID-19? (including a positive result from a rapid test)**

	Pro-democracy camp supporters (n=5,258)	Non-pro-democracy camp supporters* (n=677)	Combined^ (n=6,318)
Yes, fully recovered	13%	14%	15%
Yes, not yet fully recovered	4%	6%	6%
No	83%	79%	79%

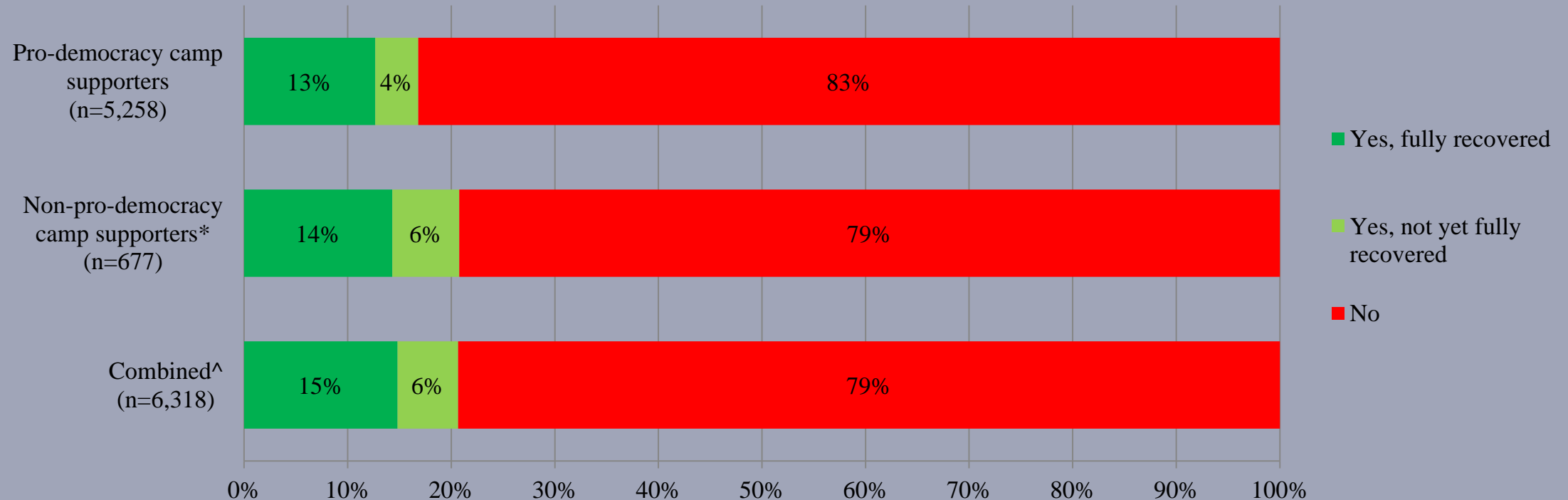
* Include: pro-establishment camp supporters, centrist supporters, no political inclination / politically neutral / do not belong to any camp.

^ The aggregated figures come from adjusting the by-group weighted figures using ratio of “pan-democratic” vs “non-pan-democratic” collected in regular tracking survey.

Survey Result - “We Hongkongers” Panel Survey

4

- Latest survey period: 11-16/3/2022
- Question: Q1 Have you ever been confirmed to have COVID-19?



* Include: pro-establishment camp supporters, centrist supporters, no political inclination / politically neutral / do not belong to any camp

^ The aggregated figures come from adjusting the by-group weighted figures using ratio of “pan-democratic” vs “non-pan-democratic” collected in regular tracking survey.

Survey Result - “We Hongkongers” Panel Survey

5

- **Latest survey period: 11-16/3/2022**
- **Question: Q2 Assume that you and your family living with you have been infected with COVID-19 and have to undergo home quarantine. Which of the following best describes the current state of your household supplies (e.g., food, medications and test kits)?**

	Pro-democracy camp supporters (n=5,258)	Non-pro-democracy camp supporters* (n=678)	Combined^ (n=6,317)
Having all the supplies needed	19%	19%	19%
Having most of the supplies, and what is missing is not that important	49%	45%	46%
Having most of the supplies, but what is missing is important	11%	13%	13%
Lacking a lot of supplies	16%	14%	15%
Not sure what is needed / don't know / hard to say	4%	8%	7%

* Include: pro-establishment camp supporters, centrist supporters, no political inclination / politically neutral / do not belong to any camp.

^ The aggregated figures come from adjusting the by-group weighted figures using ratio of “pan-democratic” vs “non-pan-democratic” collected in regular tracking survey

Survey Result - “We Hongkongers” Panel Survey

6

- **Latest survey period: 11-16/3/2022**
- **Question: Q2 Assume that you and your family living with you have been infected with COVID-19 and have to undergo home quarantine. Which of the following best describes the current state of your household supplies (e.g., food, medications and test kits)?**



* Include: pro-establishment camp supporters, centrist supporters, no political inclination / politically neutral / do not belong to any camp.

^ The aggregated figures come from adjusting the by-group weighted figures using ratio of “pan-democratic” vs “non-pan-democratic” collected in regular tracking survey

Survey Result - “We Hongkongers” Panel Survey

7

- Latest survey period: 11-16/3/2022
- **Question: Q3 Assuming that the government has decided to implement compulsory universal testing, how much do you support or oppose the implementation of the following measures at the same time?**

Combined [^]	Restrict people from going out unnecessarily (n=6,315)	Require people to take rapid tests daily (n=6,316)	Require all confirmed patients to be admitted to isolation facilities or hospitals (instead of home quarantine) (n=6,316)
Strongly support	29%	28%	16%
Somewhat support	23%	21%	9%
Half-half	18%	23%	24%
Somewhat oppose	8%	11%	13%
Strongly oppose	21%	16%	34%
Don't know / hard to say	2%	1%	4%
Mean [†]	3.3	3.3	2.6

[^] The aggregated figures come from adjusting the by-group weighted figures using ratio of “pan-democratic” vs “non-pan-democratic” collected in regular tracking survey.

[†] The mean value is calculated by quantifying all individual responses into 1, 2, 3, 4, 5 marks according to their degree of support level, where 1 is the lowest and 5 the highest, and then calculate the sample mean.

Survey Result - “We Hongkongers” Panel Survey

8

- **Latest survey period: 11-16/3/2022**
- **Question: Q3 Assuming that the government has decided to implement compulsory universal testing, how much do you support or oppose the implementation of the following measures at the same time?**

■ Strongly support ■ Somewhat support ■ Half-half ■ Somewhat oppose ■ Strongly oppose ■ Don't know / hard to say



Survey Result - “We Hongkongers” Panel Survey

9

- Latest survey period: 11-16/3/2022
- **Question: Q3a Assuming that the government has decided to implement compulsory universal testing, how much do you support or oppose the implementation of requiring people to take rapid tests daily at the same time?**

	Pro-democracy camp supporters (n=5,259)		Non-pro-democracy camp supporters* (n=675)		Combined^ (n=6,316)	
Strongly support	13%	} 34%	36%	} 58%	28%	} 49%
Somewhat support	21%		22%		21%	
Half-half	27%		20%		23%	
Somewhat oppose	16%	} 38%	9%	} 20%	11%	} 27%
Strongly oppose	23%		12%		16%	
Don't know / hard to say	1%		1%		1%	
Mean†	2.9		3.6		3.3	

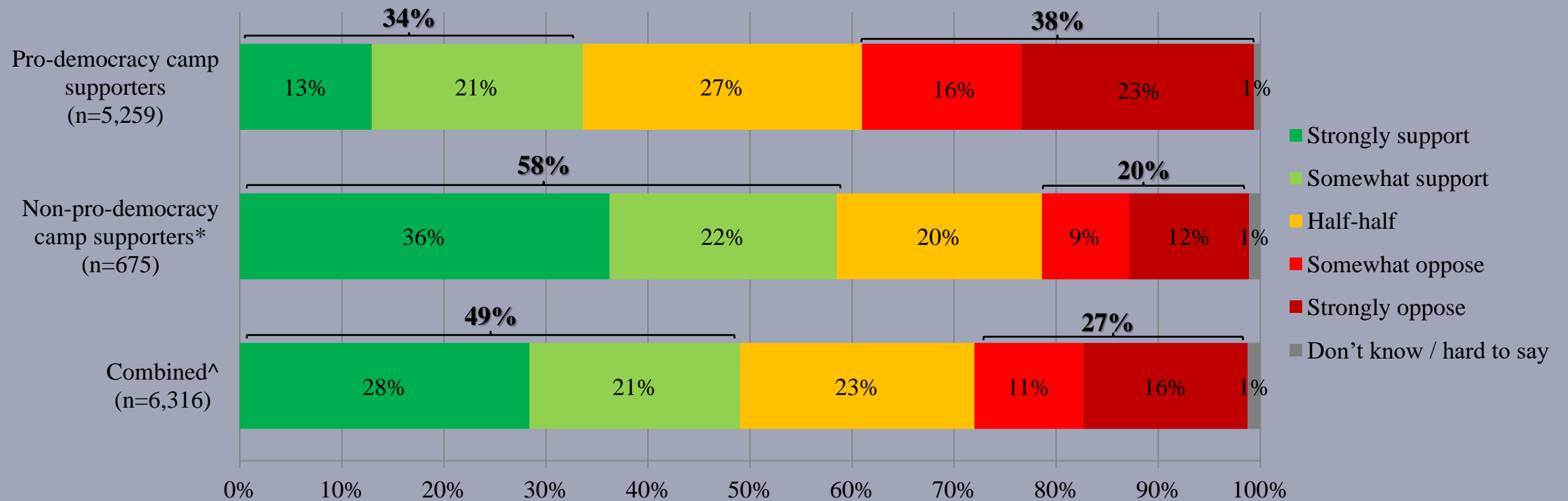
* Include: pro-establishment camp supporters, centrist supporters, no political inclination / politically neutral / do not belong to any camp.

^ The aggregated figures come from adjusting the by-group weighted figures using ratio of “pan-democratic” vs “non-pan-democratic” collected in regular tracking survey.

† The mean value is calculated by quantifying all individual responses into 1, 2, 3, 4, 5 marks according to their degree of support level, where 1 is the lowest and 5 the highest, and then calculate the sample mean.

Survey Result - “We Hongkongers” Panel Survey

- **Latest survey period: 11-16/3/2022**
- **Question: Q3a Assuming that the government has decided to implement compulsory universal testing, how much do you support or oppose the implementation of requiring people to take rapid tests daily at the same time?**



* Include: pro-establishment camp supporters, centrist supporters, no political inclination / politically neutral / do not belong to any camp.

^ The aggregated figures come from adjusting the by-group weighted figures using ratio of “pan-democratic” vs “non-pan-democratic” collected in regular tracking survey

Survey Result - “We Hongkongers” Panel Survey

- Latest survey period: 11-16/3/2022
- **Question: Q3b Assuming that the government has decided to implement compulsory universal testing, how much do you support or oppose the implementation of restricting people from going out unnecessarily at the same time?**

	Pro-democracy camp supporters (n=5,258)		Non-pro-democracy camp supporters* (n=675)		Combined^ (n=6,315)	
Strongly support	14%	} 32%	38%	} 64%	29%	} 51%
Somewhat support	18%		26%		23%	
Half-half	26%		13%		18%	
Somewhat oppose	14%	} 41%	5%	} 21%	8%	} 28%
Strongly oppose	27%		16%		21%	
Don't know / hard to say	1%		2%		2%	
Mean†	2.8		3.7		3.3	

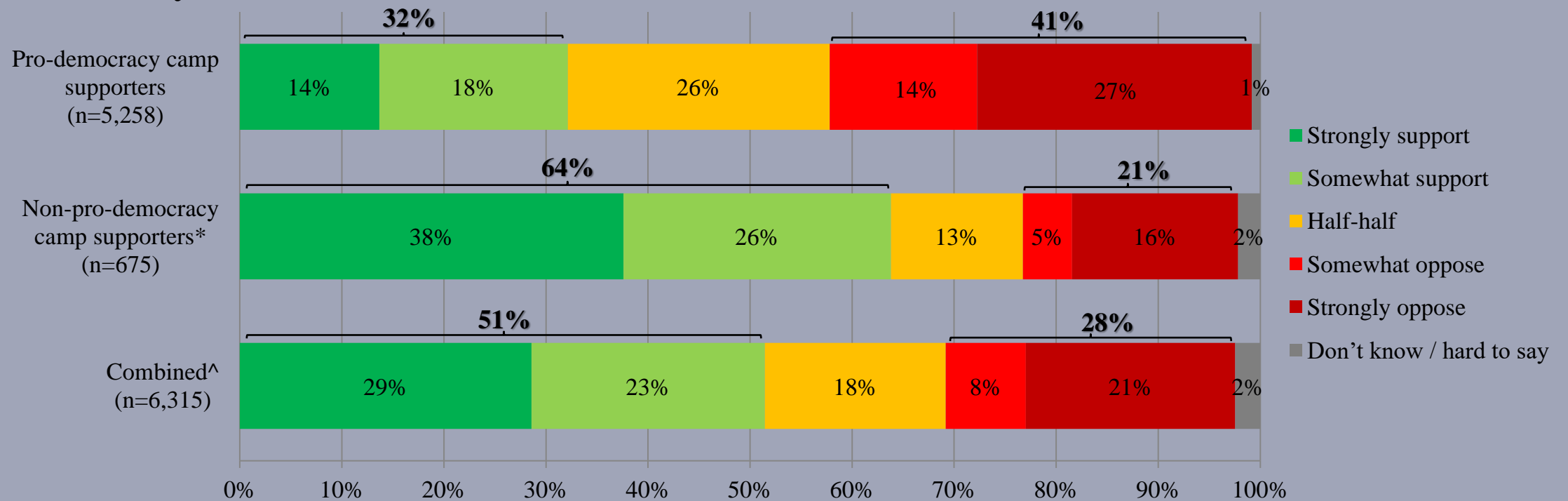
* Include: pro-establishment camp supporters, centrist supporters, no political inclination / politically neutral / do not belong to any camp.

^ The aggregated figures come from adjusting the by-group weighted figures using ratio of “pan-democratic” vs “non-pan-democratic” collected in regular tracking survey.

† The mean value is calculated by quantifying all individual responses into 1, 2, 3, 4, 5 marks according to their degree of support level, where 1 is the lowest and 5 the highest, and then calculate the sample mean.

Survey Result - “We Hongkongers” Panel Survey

- Latest survey period: 11-16/3/2022
- **Question: Q3b Assuming that the government has decided to implement compulsory universal testing, how much do you support or oppose the implementation of restricting people from going out unnecessarily at the same time?**



* Include: pro-establishment camp supporters, centrist supporters, no political inclination / politically neutral / do not belong to any camp.

^ The aggregated figures come from adjusting the by-group weighted figures using ratio of “pan-democratic” vs “non-pan-democratic” collected in regular tracking survey

Survey Result - “We Hongkongers” Panel Survey

13

- Latest survey period: 11-16/3/2022
- **Question: Q3c Assuming that the government has decided to implement compulsory universal testing, how much do you support or oppose the implementation of requiring all confirmed patients to be admitted to isolation facilities or hospitals (instead of home quarantine) at the same time?**

	Pro-democracy camp supporters (n=5,257)	Non-pro-democracy camp supporters* (n=678)	Combined [^] (n=6,316)
Strongly support	7%	23%	16%
Somewhat support	5%	13%	9%
Half-half	19%	25%	24%
Somewhat oppose	16%	10%	13%
Strongly oppose	51%	23%	34%
Don't know / hard to say	1%	5%	4%
Mean [†]	2.0	3.0	2.6

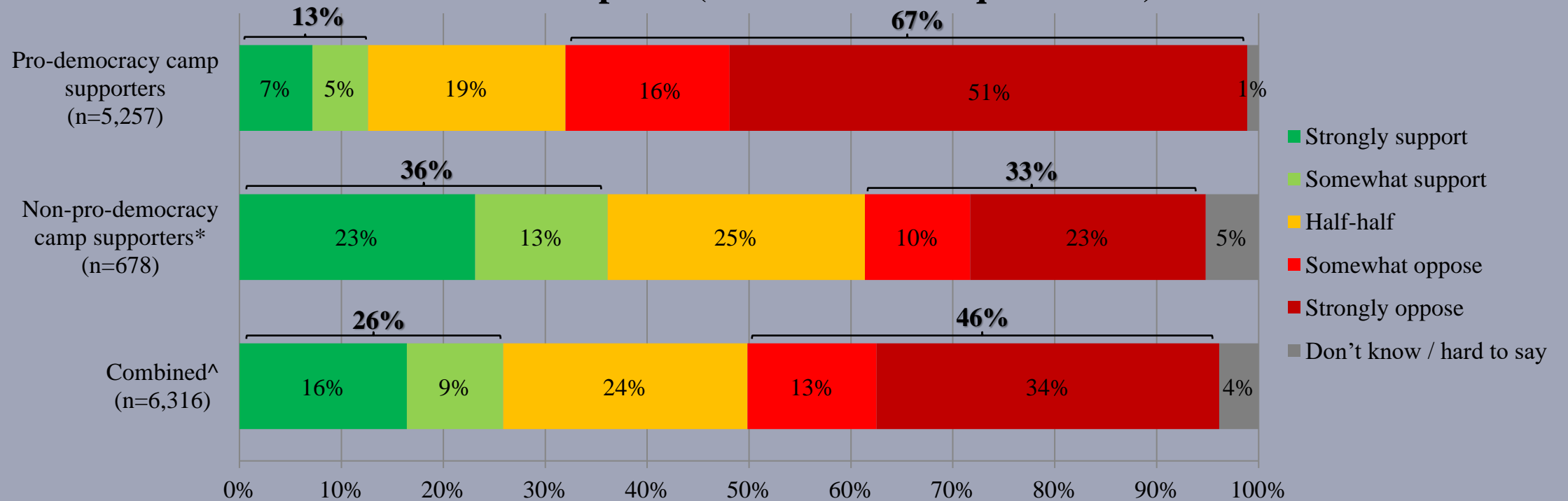
* Include: pro-establishment camp supporters, centrist supporters, no political inclination / politically neutral / do not belong to any camp.

[^] The aggregated figures come from adjusting the by-group weighted figures using ratio of “pan-democratic” vs “non-pan-democratic” collected in regular tracking survey.

[†] The mean value is calculated by quantifying all individual responses into 1, 2, 3, 4, 5 marks according to their degree of support level, where 1 is the lowest and 5 the highest, and then calculate the sample mean.

Survey Result - “We Hongkongers” Panel Survey

- Latest survey period: 11-16/3/2022
- **Question: Q3c Assuming that the government has decided to implement compulsory universal testing, how much do you support or oppose the implementation of Require all confirmed patients to be admitted to isolation facilities or hospitals (instead of home quarantine) at the same time?**



* Include: pro-establishment camp supporters, centrist supporters, no political inclination / politically neutral / do not belong to any camp.

^ The aggregated figures come from adjusting the by-group weighted figures using ratio of “pan-democratic” vs “non-pan-democratic” collected in regular tracking survey

Survey Result - “We Hongkongers” Panel Survey

15

- Latest survey period: 11-16/3/2022
- **Question: Q4 How much will your household income be affected if people are restricted from going out during the compulsory universal testing period?**

	Pro-democracy camp supporters (n=5,258)	Non-pro-democracy camp supporters* (n=678)	Combined^ (n=6,319)
Highly affected	21%	12%	18%
Somewhat affected	26%	21%	23%
Slightly affected	14%	29%	23%
Not affected	34%	35%	33%
Don't know / hard to say	3%	3%	3%

* Include: pro-establishment camp supporters, centrist supporters, no political inclination / politically neutral / do not belong to any camp.

^ The aggregated figures come from adjusting the by-group weighted figures using ratio of “pan-democratic” vs “non-pan-democratic” collected in regular tracking survey.

Survey Result - “We Hongkongers” Panel Survey

16

- **Latest survey period: 11-16/3/2022**
- **Question: Q4 How much will your household income be affected if people are restricted from going out during the compulsory universal testing period?**



* Include: pro-establishment camp supporters, centrist supporters, no political inclination / politically neutral / do not belong to any camp.

^ The aggregated figures come from adjusting the by-group weighted figures using ratio of “pan-democratic” vs “non-pan-democratic” collected in regular tracking survey

Survey Result - “We Hongkongers” Panel Survey

17

- Latest survey period: 11-16/3/2022
- **Question: Q5 How likely do you think you would be infected with COVID-19 when you go to have your specimen collected at the testing station during the compulsory universal testing period?**

	Pro-democracy camp supporters (n=5,262)	Non-pro-democracy camp supporters* (n=678)	Combined^ (n=6,323)
Very likely	45%	19%	29%
Somewhat likely	33%	22%	27%
Half-half	17%	29%	23%
Somewhat unlikely	1%	16%	11%
Very unlikely	1%	8%	5%
Don't know / hard to say	2%	7%	5%
Mean†	4.2	3.3	3.7

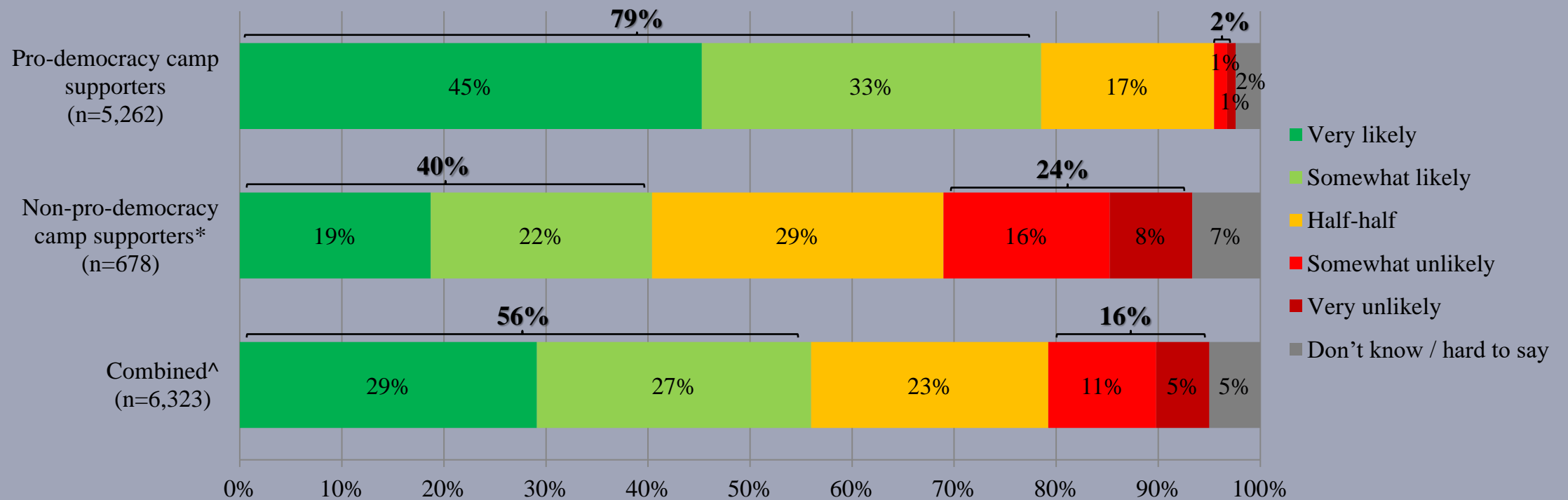
* Include: pro-establishment camp supporters, centrist supporters, no political inclination / politically neutral / do not belong to any camp.

^ The aggregated figures come from adjusting the by-group weighted figures using ratio of “pan-democratic” vs “non-pan-democratic” collected in regular tracking survey.

† The mean value is calculated by quantifying all individual responses into 1, 2, 3, 4, 5 marks according to their degree of support level, where 1 is the lowest and 5 the highest, and then calculate the sample mean.

Survey Result - “We Hongkongers” Panel Survey

- **Latest survey period: 11-16/3/2022**
- **Question: Q5 How likely do you think you would be infected with COVID-19 when you go to have your specimen collected at the testing station during the compulsory universal testing period?**



* Include: pro-establishment camp supporters, centrist supporters, no political inclination / politically neutral / do not belong to any camp.

^ The aggregated figures come from adjusting the by-group weighted figures using ratio of “pan-democratic” vs “non-pan-democratic” collected in regular tracking survey