


POP



HONG KONG PUBLIC OPINION PROGRAM


HONG KONG PUBLIC OPINION RESEARCH INSTITUTE

香港民意研究所 之 香港民意研究計劃

Latest Tracking Poll Results

February 24, 2022

POP



HONG KONG PUBLIC OPINION PROGRAM

HONG KONG PUBLIC OPINION RESEARCH INSTITUTE

香港民意研究所 之 香港民意研究計劃

“We Hongkongers” Panel Survey

Latest Results

February 24, 2022

Contact Information - “We Hongkongers” Panel Survey

3

	HKPOP Panel
Date of survey	February 18, 3pm – February 22, 3pm
Survey method	Online survey
Target population	Hong Kong residents aged 12+
Total sample size	5,194
Response rate	5.9%
Sampling error	Sampling error of percentages at +/-1% at 95% confidence level
Weighting method	Rim-weighted according to 1) gender-age distribution, educational attainment (highest level attended) distribution and economic activity status distribution of Hong Kong population from Census and Statistics Department; 2) appraisal of political condition and political inclination distribution from regular tracking surveys.

Contact Information - “We Hongkongers” Panel Survey

4

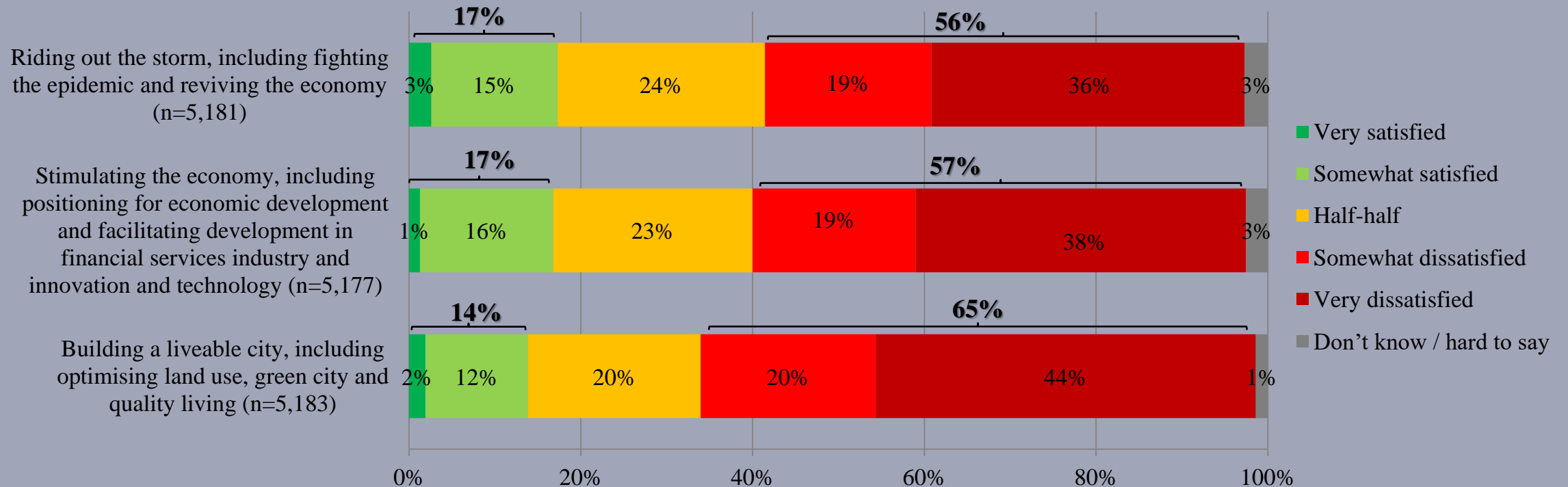
- Latest survey period: 18-22/2/2022
- **Question : Q1 The following three themes were stated in the 2021 Budget. How satisfied or dissatisfied are you with the performance of the government last year in each of the three themes?**

	Riding out the storm, including fighting the epidemic and reviving the economy (n=5,183)		Stimulating the economy, including positioning for economic development and facilitating development in financial services industry and innovation and technology (n=5,177)		Building a liveable city, including optimising land use, green city and quality living (n=5,181)	
Very satisfied	2%	} 14%	1%	} 17%	3%	} 17%
Somewhat satisfied	12%		16%		15%	
Half-half	20%		23%		24%	
Somewhat dissatisfied	20%	} 65%	19%	} 57%	19%	} 56%
Very dissatisfied	44%		38%		36%	
Don't know / hard to say	1%		3%		3%	
Mean [†]	2.1		2.2		2.3	

[†] The mean value is calculated by quantifying all individual responses into 1, 2, 3, 4, 5 marks according to their degree of satisfaction level, where 1 is the lowest and 5 the highest, and then calculate the sample mean.

Contact Information - “We Hongkongers” Panel Survey

- **Latest survey period: 18-22/2/2022**
- **Question : Q1 The following three themes were stated in the 2021 Budget. How satisfied or dissatisfied are you with the performance of the government last year in each of the three themes?**



Contact Information - “We Hongkongers” Panel Survey

6

- Latest survey period: 18-22/2/2022
- **Question : Q2 The Budget last year issued \$5,000 worth of consumption voucher to each Hong Kong citizen. How effective or ineffective do you think the measure was in improving lives?**

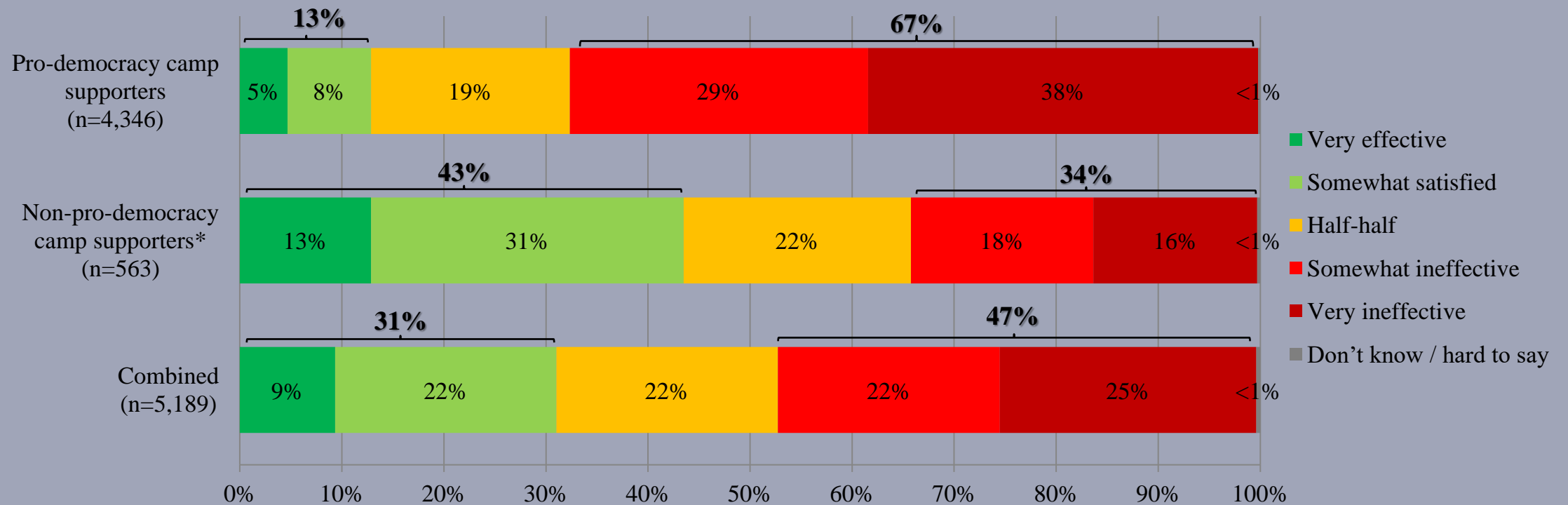
	Pro-democracy camp supporters (n=4,346)	Non-pro-democracy camp supporters* (n=563)	Combined (n=5,189)	
Very effective	5%	13%	9%	
Somewhat satisfied	8%	31%	22%	
	} 13%		} 31%	
Half-half	19%		22%	
Somewhat ineffective	29%	18%	22%	
Very ineffective	38%	16%	25%	
	} 67%		} 47%	
Don't know / hard to say	<1%		<1%	
Mean†	2.1		3.1	
			2.7	

* Include: pro-establishment camp supporters, centrist supporters, no political inclination / politically neutral / do not belong to any camp

† The mean value is calculated by quantifying all individual responses into 1, 2, 3, 4, 5 marks according to their degree of satisfaction

Contact Information - “We Hongkongers” Panel Survey

- **Latest survey period: 18-22/2/2022**
- **Question : Q2 The Budget last year issued \$5,000 worth of consumption voucher to each Hong Kong citizen. How effective or ineffective do you think the measure was in improving lives?**



* Include: pro-establishment camp supporters, centrist supporters, no political inclination / politically neutral / do not belong

Contact Information - “We Hongkongers” Panel Survey

8

- **Latest survey period: 18-22/2/2022**
- **Question : Q3 How much do you support or oppose the inclusion of the following measures in the upcoming Budget?**

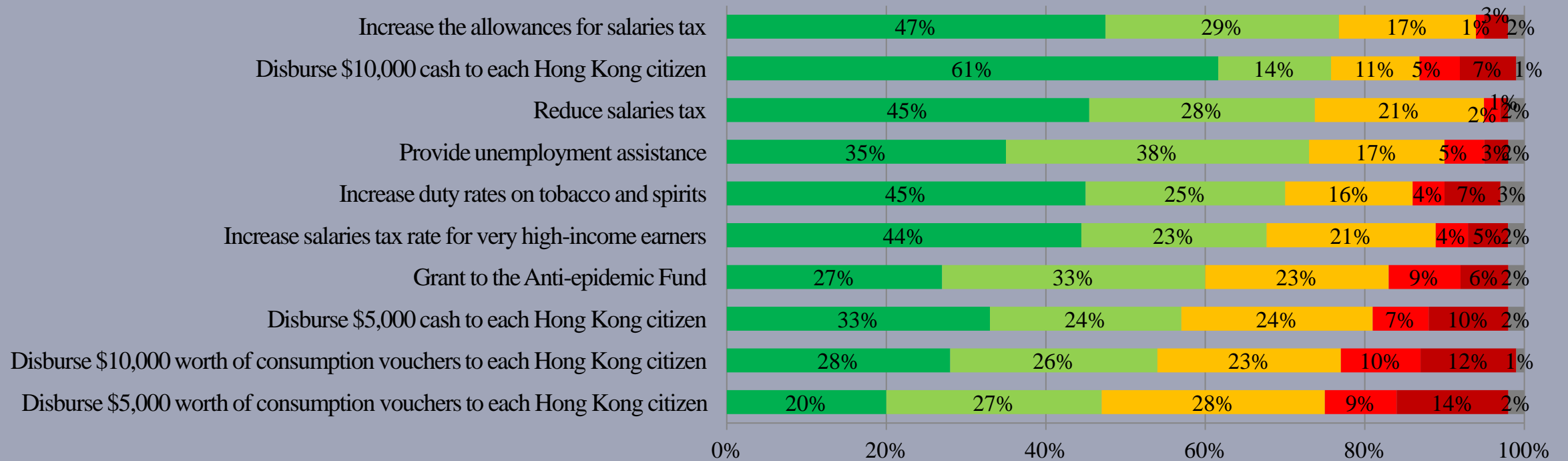
Combined[^]	Increase the allowances for salaries tax (n=5,154)	Disburse \$10,000 cash to each Hong Kong citizen (n=5,185)	Reduce salaries tax (n=5,159)	Provide unemployment assistance (n=5,170)	Increase duty rates on tobacco and spirits (n=5,163)	Increase salaries tax rate for very high-income earners (n=5,174)	Grant to the Anti-epidemic Fund (n=5,156)	Disburse \$5,000 cash to each Hong Kong citizen (n=5,105)	Disburse \$10,000 worth of consumption vouchers to each Hong Kong citizen (n=5,121)	Disburse \$5,000 worth of consumption vouchers to each Hong Kong citizen (n=5,059)
Strongly support	47%	61%	45%	35%	45%	44%	27%	33%	28%	20%
Somewhat support	29%	14%	28%	38%	25%	23%	33%	24%	26%	27%
Half-half	17%	11%	21%	17%	16%	21%	23%	24%	23%	28%
Somewhat oppose	1%	5%	2%	5%	4%	4%	9%	7%	10%	9%
Strongly oppose	3%	7%	1%	3%	7%	5%	6%	10%	12%	14%
Don't know / hard to say	2%	1%	2%	2%	3%	2%	2%	2%	1%	2%
Mean [†]	4.2	4.2	4.2	4.0	4.0	4.0	3.7	3.7	3.5	3.3

[†] The mean value is calculated by quantifying all individual responses into 1, 2, 3, 4, 5 marks according to their degree of support level, where 1 is the lowest and 5 the highest, and then calculate the sample mean.

Contact Information - “We Hongkongers” Panel Survey

- **Latest survey period: 18-22/2/2022**
- **Question : Q3 How much do you support or oppose the inclusion of the following measures in the upcoming Budget?**

■ Strongly support
 ■ Somewhat support
 ■ Half-half
 ■ Somewhat oppose
 ■ Strongly oppose
 ■ Don't know / hard to say



Contact Information - “We Hongkongers” Panel Survey

10

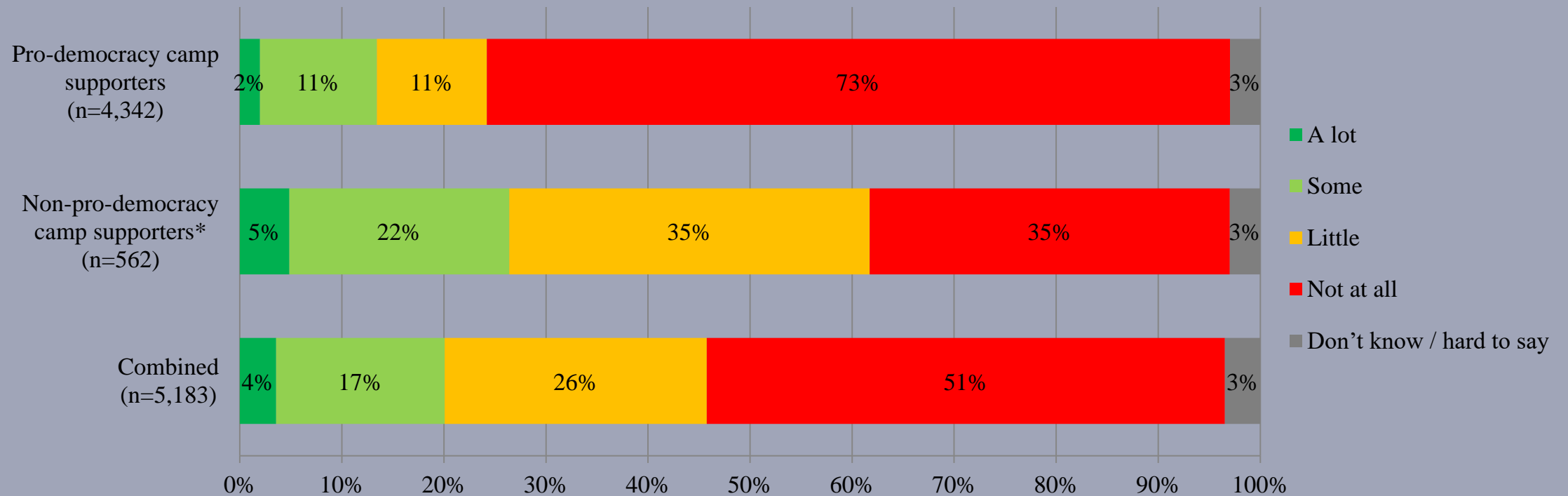
- Latest survey period: 18-22/2/2022
- **Question : Q4 How much do you expect from the upcoming Budget?**

	Pro-democracy camp supporters (n=4,342)	Non-pro-democracy camp supporters* (n=562)	Combined (n=5,183)
A lot	2%	5%	4%
Some	11%	22%	17%
Little	11%	35%	26%
Not at all	73%	35%	51%
Don't know / hard to say	3%	3%	3%

* Include: pro-establishment camp supporters, centrist supporters, no political inclination / politically neutral / do not belong to any camp

Contact Information - “We Hongkongers” Panel Survey

- Latest survey period: 18-22/2/2022
- Question : Q4 How much do you expect from the upcoming Budget?



* Include: pro-establishment camp supporters, centrist supporters, no political inclination / politically neutral / do not belong

Contact Information - “We Hongkongers” Panel Survey

12

- Latest survey period: 18-22/2/2022
- **Question : Q5 How much influence do you think the opinions of the following groups have on the content of the upcoming Budget?**

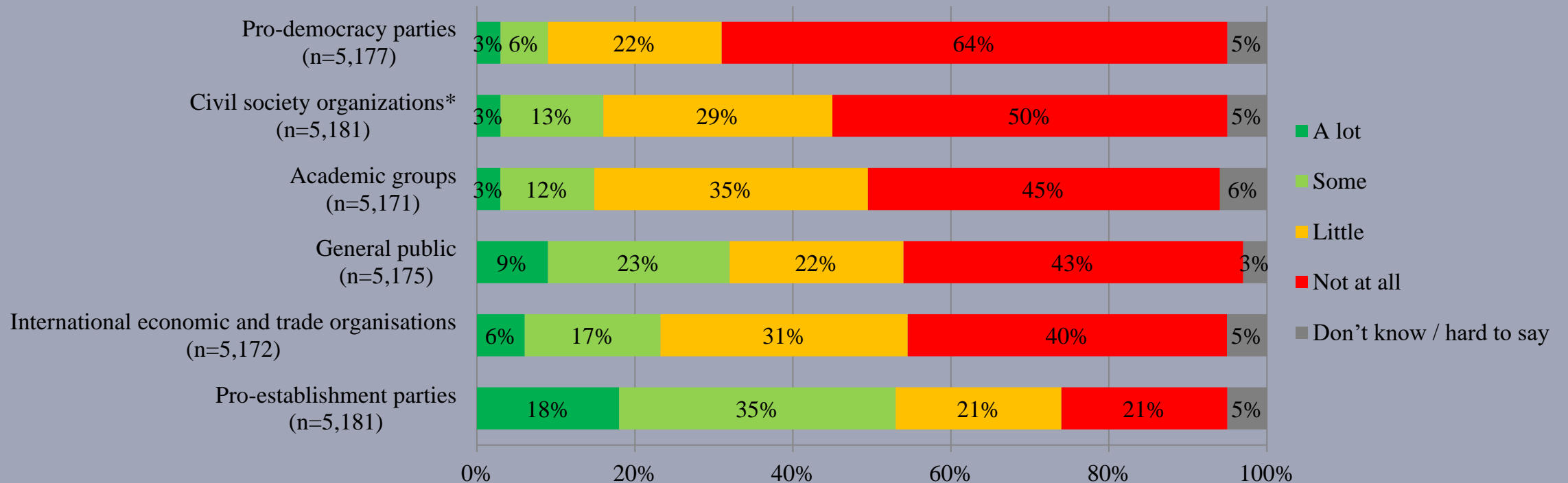
	Pro-democracy parties (n=5,177)	Civil society organizations (n=5,181)	Academic groups (n=5,171)	General public (n=5,175)	International economic and trade organisations (n=5,172)	Pro-establishment parties (n=5,181)
A lot	3%	3%	3%	9%	6%	18%
Some	6%	13%	12%	23%	17%	35%
Little	22%	29%	35%	22%	31%	21%
Not at all	64%	50%	45%	43%	40%	21%
Don't know / hard to say	5%	5%	6%	3%	5%	5%

* Include: pro-establishment camp supporters, centrist supporters, no political inclination / politically neutral / do not belong

Contact Information - “We Hongkongers” Panel Survey

13

- Latest survey period: 18-22/2/2022
- **Question : Q5 How much influence do you think the opinions of the following groups have on the content of the upcoming Budget?**



Contact Information - “We Hongkongers” Panel Survey

14

- Latest survey period: 18-22/2/2022
- **Question : Q6 How worried are you about Hong Kong running a budget deficit?**

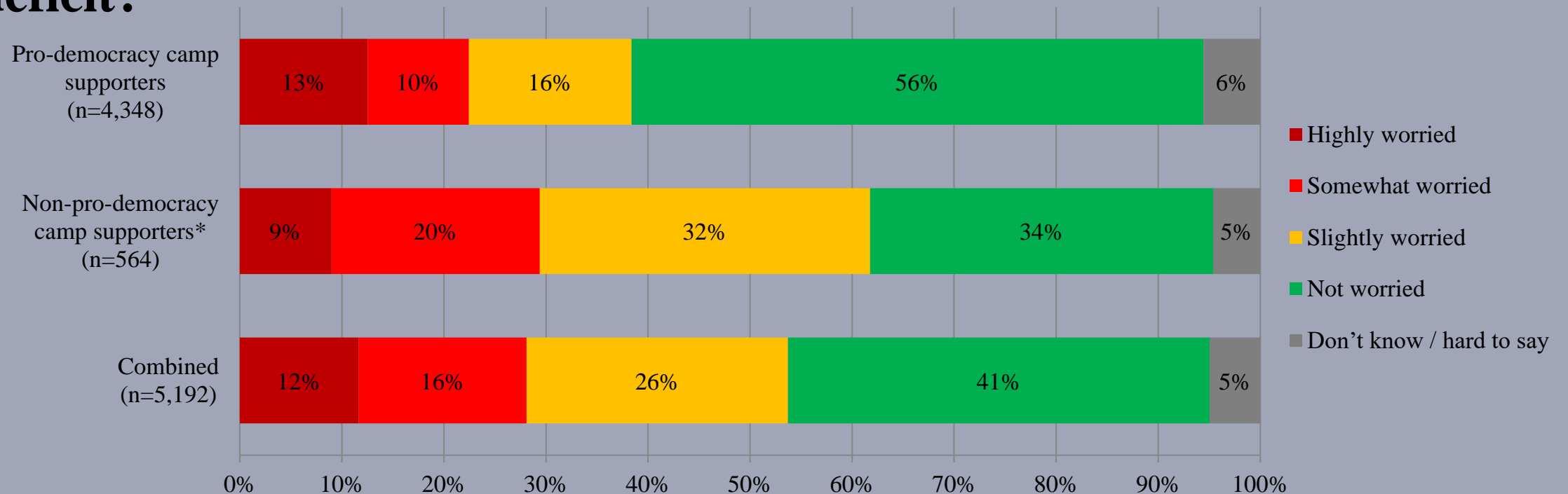
	Pro-democracy camp supporters (n=4,348)	Non-pro-democracy camp supporters* (n=564)	Combined (n=5,192)
Highly worried	13%	9%	12%
Somewhat worried	10%	20%	16%
Slightly worried	16%	32%	26%
Not worried	56%	34%	41%
Don't know / hard to say	6%	5%	5%

* Include: pro-establishment camp supporters, centrist supporters, no political inclination / politically neutral / do not belong to any camp

Contact Information - “We Hongkongers” Panel Survey

15

- Latest survey period: 18-22/2/2022
- Question : Q6 How worried are you about Hong Kong running a budget deficit?



* Include: pro-establishment camp supporters, centrist supporters, no political inclination / politically neutral / do not belong

Contact Information - “We Hongkongers” Panel Survey

16

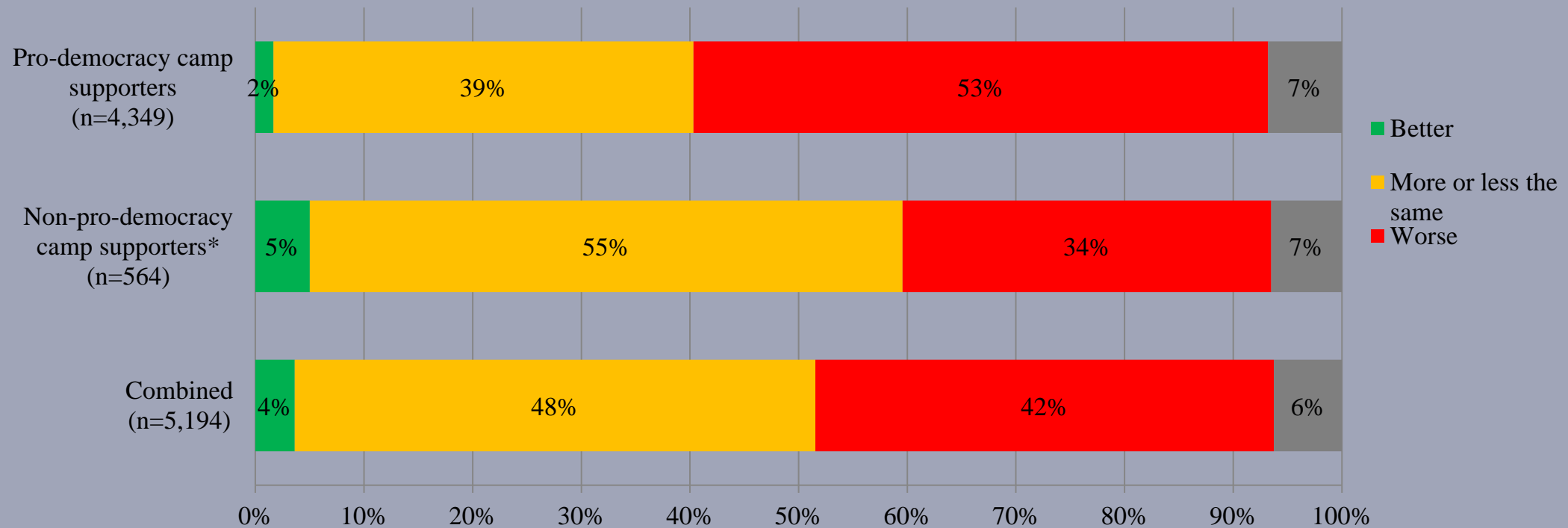
- Latest survey period: 18-22/2/2022
- **Question : Q7** Do you think you and your family’s lives will become better, worse, or more or less the same?

	Pro-democracy camp supporters (n=4,349)	Non-pro-democracy camp supporters* (n=564)	Combined (n=5,194)
Better	2%	5%	4%
More or less the same	39%	55%	48%
Worse	53%	34%	42%
Don’t know / hard to say	7%	7%	6%

Contact Information - “We Hongkongers” Panel Survey

17

- Latest survey period: 18-22/2/2022
- **Question : Q7 Do you think you and your family’s lives will become better, worse, or more or less the same?**



POP

HONG KONG PUBLIC OPINION PROGRAM

HONG KONG PUBLIC OPINION RESEARCH INSTITUTE

香港民意研究所 之 香港民意研究計劃

Budget Instant Poll Results

February 24, 2022

Contact Information

19

- Date of survey: 24/2/2022
- Survey method: (1a) Random landline telephone survey
(1b) Random mobile telephone survey
(2a) Telephone survey targeting “Hong Kong People Representative Panel” within “HKPOP Panel”
(2b) Online survey with email invitation targeting “Hong Kong People Representative Panel” within “HKPOP Panel”
- Target population: Cantonese-speaking Hong Kong residents aged 18 or above
- Sample size : 917(including 185random landline samples, 164 random mobile samples, 129 panel telephone survey samples and 439 panel online survey samples)
- Effective response rate: 47.6% (excluding panel samples)
- Sampling error: Sampling error of percentages not more than +/-3.3% and that of ratings not more than +/-2.1 at 95% conf. level
- Weighting method: The raw data comes from 4 different sampling frames. It is rim-weighted by two sets of weighting factors simultaneously. The first set of weighting factors comprises population figures provided by the Census and Statistics Department, they include (a) the gender-age distribution of the Hong Kong population from “Mid-year population for 2020”, (b) educational attainment (highest level attended) distribution from “Women and Men in Hong Kong - Key Statistics (2020 Edition)”, and (c) economic activity status distribution from the last source. The second set of weighting factors is adjusted based on the relative target sample size of different sub-sampling frames, namely, random telephone survey using landline numbers set at 5 units, random telephone survey using mobile numbers set at 5 units, telephone survey of randomly pre-selected panel members set at 6 units, and online survey of randomly pre-selected panel members set at 4 units.

Survey Topic

20

- Appraisal of Budget
- Popularity of Financial Secretary

Survey Result - Appraisal of Budget

21

• Appraisal of Budget

		24/2/2021	23/2/2022	Change	Record (Instant poll)
Budget	Satisfaction rate	20%	42%	▲23% *	Record high since Feb 2015
	Dissatisfaction rate	56%	27%	▼29% *	Record low since Feb 2018
	Net satisfaction rate	-37%	15%	▲52% *	Record high since Feb 2016
	Rating	36.4	51.8	▲15.4 *	Record high since Feb 2017

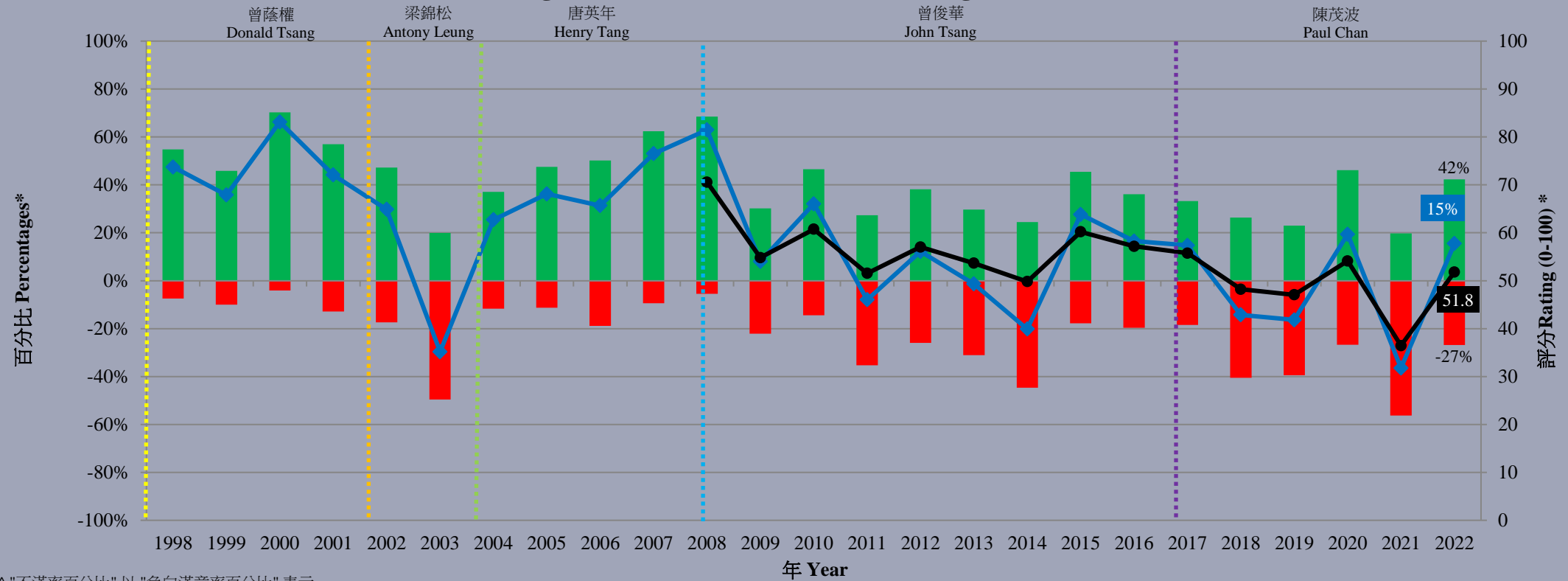
- After excluding those respondents who said they did not have any knowledge of the Budget, 42% said they were satisfied with it, 27% were dissatisfied, giving a net satisfaction rate of positive 15 percentage points. The mean score is 3.1, meaning close to “half-half” in general, while the average rating is 51.8 marks on a scale of 0 to 100. All popularity figures have significantly improved compared to the historical lows registered last year.

* Significant change

Survey Result - Appraisal of Budget

23

財政預算案即時滿意率 / 評分
Budget Instant Satisfaction Rate / Rating



^ "不滿率百分比" 以 "負向滿意率百分比" 表示
^ "% of dissatisfaction" is presented as "negative % of satisfaction"

* 撇除未聞財政預算案數字

* Excluding those who had not heard of the Budget

註 1：財政預算案評分調查始於2008年曾俊華第一份財政預算案

Note 1: Budget rating surveys started since 2008 i.e. FS John Tsang's first Budget.

即時調查 - 滿意率 即時調查 - 不滿意率^ 即時調查 - 淨值 評分
Instant - Satisfaction Rate Instant - Dissatisfaction Rate Instant - Net Value Rating

Survey Topic

24

- Appraisal of Budget
- Popularity of Financial Secretary

Survey Result - Popularity of Financial Secretary

25

• Popularity of Financial Secretary

		3-6/1/2022	23/2/2022	Change	Record
Financial Secretary Paul Chan	Vote of confidence	34%	36%	▲2%	Record high since Feb 2017
	Vote of no confidence	31%	30%	▼1%	Record low since Jan 2022
	Net approval rate	3%	6%	▲3%	Record high since Feb 2017
	Rating	42.3	47.6	▲5.3 *	Record high since Feb 2017

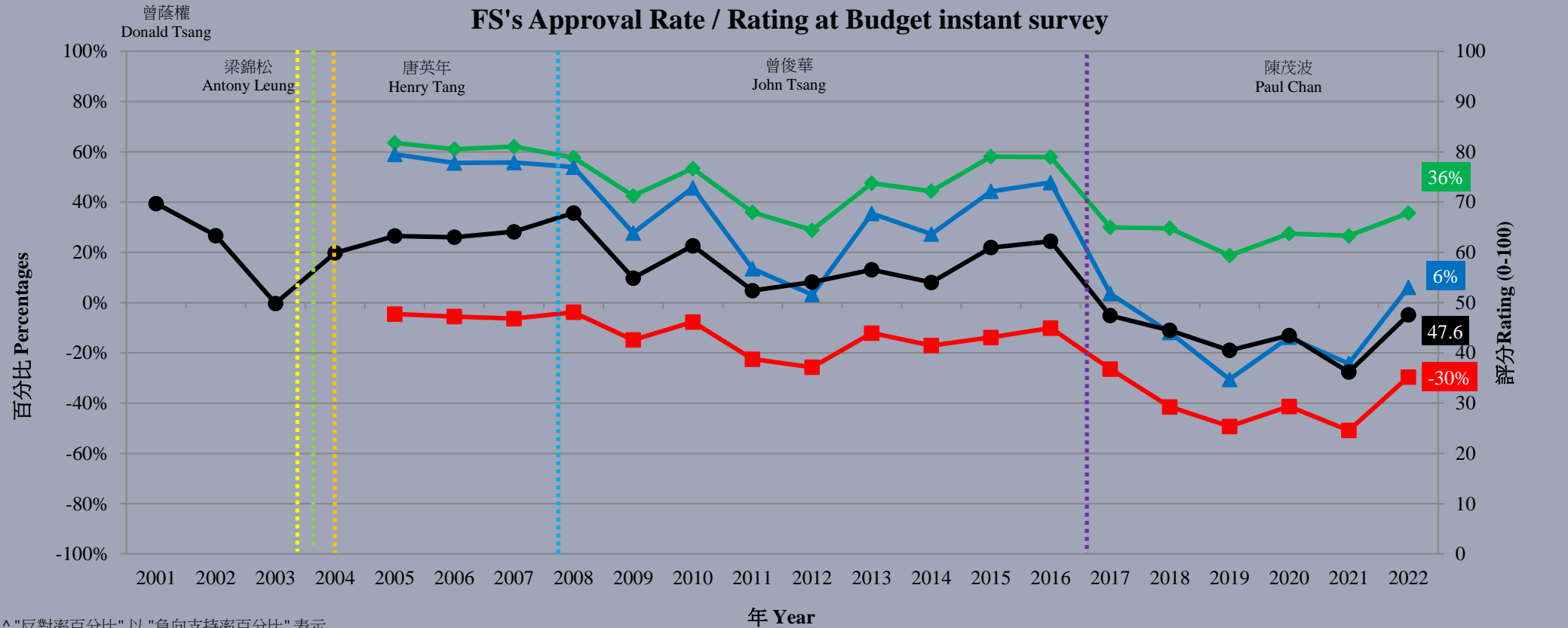
- Instant survey shows that compared to early January, Financial Secretary Paul Chan's support rating has improved after he delivered the Budget Speech yesterday. His latest support rating is 47.6 marks, significantly up by 5.3 marks. His approval rate stands at 36% and his disapproval rate is 30%, giving a net approval rate of positive 6 percentage points.

* Significant change

Survey Result - Popularity of Financial Secretary

27

即時調查財政司司長支持率 / 評分
FS's Approval Rate / Rating at Budget instant survey



^ "反對率百分比" 以 "負向支持率百分比" 表示

^ "% of disapproval" is presented as "negative % of approval"

註 1: 財政司司長評分調查始於2001年曾蔭權第四份財政預算案
Note 1: FS rating surveys started since 2001 i.e. FS Donald Tsang's fourth Budget.

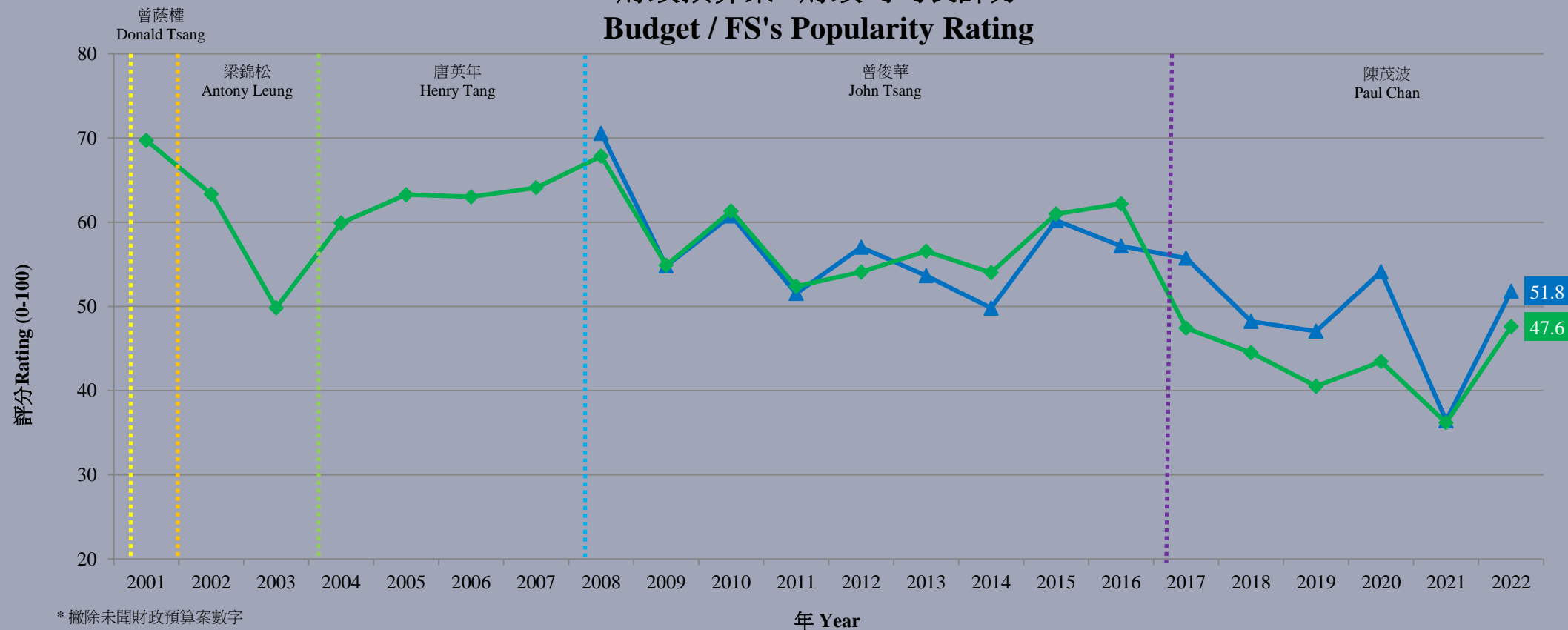
註 2: 財政司司長支持率調查始於2005年唐英年第二份財政預算案
Note 1: FS approval rate surveys started since 2005 i.e. FS Henry Tang's second Budget.

支持率 Approval Rate 反對率^ Disapproval Rate 淨值 Net Value 評分 Rating

Survey Result - Popularity of Financial Secretary

28

財政預算案 / 財政司司長評分 Budget / FS's Popularity Rating



* 撇除未聞財政預算案數字

* Excluding those who had not heard of the Budget

註 1：財政司司長評分調查始於2001年曾蔭權第四份財政預算案

Note 1: FS rating surveys started since 2001 i.e. FS Donald Tsang's fourth Budget.

註 2：財政預算案評分調查始於2008年曾俊華第一份財政預算案

Note 2: Budget rating surveys started since 2008 i.e. FS John Tsang's first Budget.

▲ 財政預算案即時評分*
Budget Instant Rating*

◆ 財政司司長評分
FS's popularity rating