


POP



HONG KONG PUBLIC OPINION PROGRAM


HONG KONG PUBLIC OPINION RESEARCH INSTITUTE

香港民意研究所 之 香港民意研究計劃

Latest Tracking Poll Results

October 5, 2021

POP



HONG KONG PUBLIC OPINION PROGRAM

HONG KONG PUBLIC OPINION RESEARCH INSTITUTE

香港民意研究所 之 香港民意研究計劃

限聚指數

Group Gathering Prohibition Index

5/10/2021

樣本資料 - 限聚指數基準調查

Contact Information - Group Gathering Prohibition Index Benchmark Survey

3

	香港民研意見群組成員 HKPOP Panel
調查日期 Survey date	13/9 15:00 – 20/9 15:00
調查方法 Survey method	以電郵接觸群組成員，並於網上完成調查 Online survey
訪問對象 Target population	十二歲或以上的香港市民 Hong Kong residents aged 12+
總成功樣本 Total sample size	6,210
回應比率 Response rate	6.8%
抽樣誤差 Sampling error	95% 置信水平，百分比誤差 +/-1% Sampling error of percentages at +/-1% at 95% confidence level
加權方法 Weighting method	按照1) 政府統計處提供的全港人口年齡及性別分佈統計數字、各區議會人口數字； 2) 選舉事務處提供的區議會選舉結果；3) 常規調查中的特首評分分佈數字，以 「反覆多重加權法」作出調整。 The figures are rim-weighted according to 1) gender-age distribution of Hong Kong population and by District Councils population figures from Census and Statistics Department; 2) Voting results of District Councils Election from Registration and Electoral Office; 3) rating distribution of Chief Executive from regular tracking surveys.

限聚指數

Group Gathering Prohibition Index

4

- **最新調查日期 Latest survey date: 13-20/9/2021 (N=6,210)**
- **上次調查日期 Last survey date: 16-23/8/2021 (N=7,456)**
- **上上次調查日期 Second last survey date: 16-21/7/2021 (N=5,636)**

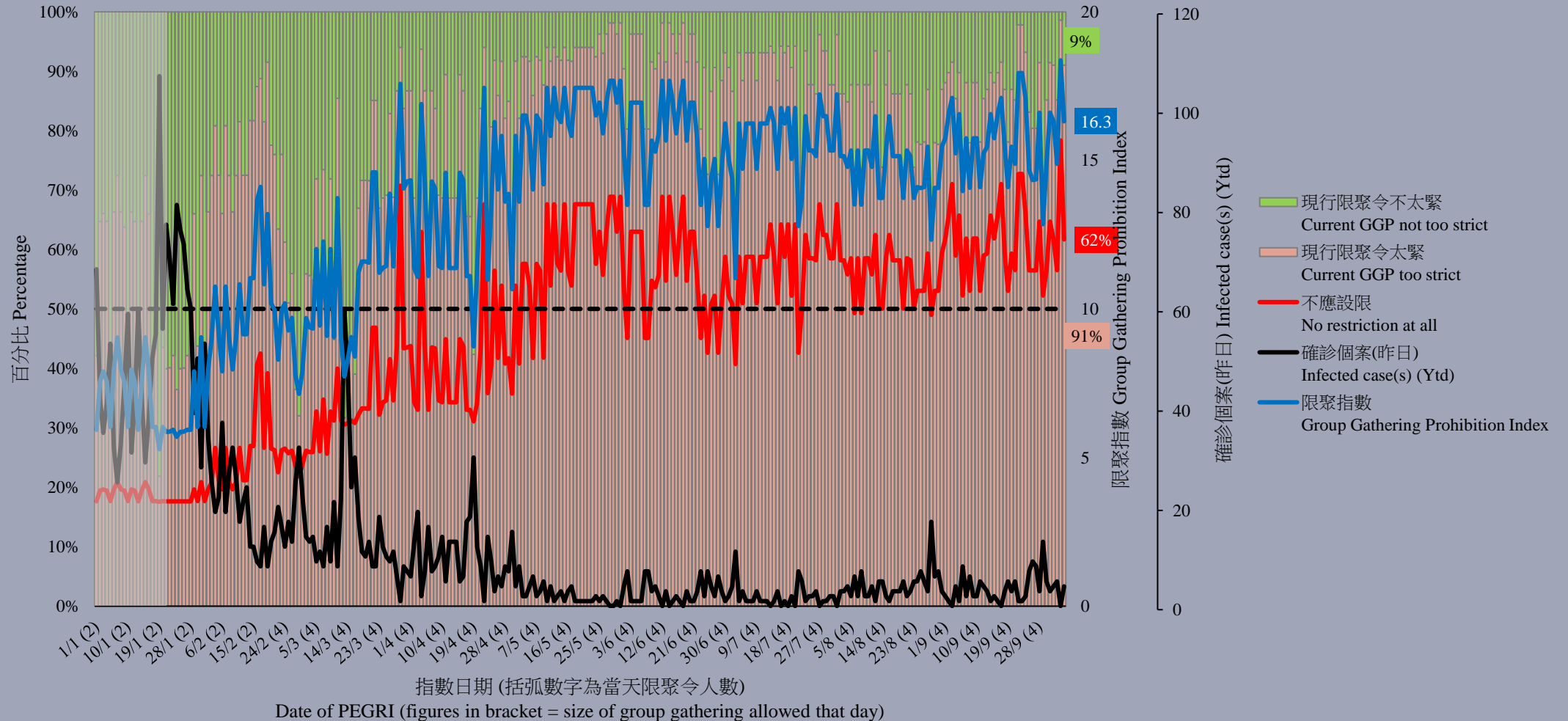
意見題目	Opinion Questions
<p>你認為香港應否無條件全面撤銷「限聚令」？</p> <ul style="list-style-type: none">▪ 應該無條件撤銷「限聚令」▪ 不應該，應視乎疫情而定▪ 不知道／很難說 <p>[追問沒有選擇應該“無條件撤銷「限聚令」”者] 你認為每天新增確診個案數應是多少，才適合將「限聚令」訂於2人？ 你認為每天新增確診個案數應是多少，才適合將「限聚令」訂於4人？ 你認為每天新增確診個案數應是多少，才適合將「限聚令」訂於8人？ 你認為每天新增確診個案數應是多少，才適合將「限聚令」訂於16人？ 你認為感染個案清零多少天後，限聚令應該全面撤銷？</p> <p>請於以下欄位列舉你認為合適的 [個案數 及 限聚人數] 組合……</p>	<p>Do you think the regulation prohibiting gatherings of more than a specific number of people in public places should be completely lifted unconditionally in Hong Kong?</p> <ul style="list-style-type: none">▪ Yes, the ban should be lifted unconditionally▪ No, it should depend on the epidemic situation▪ Don't know / hard to say <p>[For respondents NOT answering “Yes, the ban should be lifted unconditionally”] How many newly confirmed cases each day should there be before it would be appropriate to prohibit gatherings of more than 2 people? How many newly confirmed cases each day should there be before it would be appropriate to prohibit gatherings of more than 4 people? How many newly confirmed cases each day should there be before it would be appropriate to prohibit gatherings of more than 8 people? How many newly confirmed cases each day should there be before it would be appropriate to prohibit gatherings of more than 16 people? After how many days of zero infection do you think the group gathering ban should be lifted altogether?</p> <p>Please list combinations of [number of cases & number of people allowed in gatherings] that you think is appropriate in the field below:</p>

調查結果 - 限聚接受程度

Survey Result – Group Gathering Prohibition Acceptance Level

5

限聚接受程度 Group Gathering Prohibition Acceptance Level



限聚指數 – 分析評論


Group Gathering Prohibition Index – Commentary

6

香港教育中心商會副主席任偉豪指出：「澳門由9月25日起停課，昨日本是澳門的復課日，但因為通關時有一宗疑似個案進入了社區，令澳門昨天緊急宣佈繼續停課。澳門與大陸實施免隔離通關的第四天，澳門就再次陷入全面停課慘況。根本的原因在於清零策略與免隔離通關在性質上是矛盾的。免隔離通關很容易就引入疑似個案到社區，而政府為了絕對清零，就會宣佈全面停課停工停業。希望香港政府會引以為鑑，明白免隔離通關只可和『與病毒共存策略』同步，否則免隔離通關將會是全港的學校、家長，甚至是各行各業的惡夢。」

Vice Chairman of The Hong Kong Chamber of Education Centres Yam Wai Ho observed, “School classes in Macau was suspended since September 25 and it was the resumption day yesterday. However, because a suspected case has entered the community during border re-opening, Macau urgently announced the continued suspension of classes yesterday. On the fourth day that Macau and the mainland implemented the quarantine-free border arrangement, Macau was again plunged into a total suspension of classes. The fundamental reason is that the zero infection strategy and quarantine-free border arrangement are contradictory in nature. Quarantine-free border arrangement can easily introduce suspected cases to the community, and the government will announce a complete suspension of classes, work and business in order to absolutely clear them. I hope that the Hong Kong government will learn from it and understand that quarantine-free border arrangement can only be synchronized with the ‘coexistence with the virus’ strategy. Otherwise, quarantine-free border arrangement will be a nightmare for schools, parents, and even all industries in Hong Kong.”

POP



HONG KONG PUBLIC OPINION PROGRAM

HONG KONG PUBLIC OPINION RESEARCH INSTITUTE

香港民意研究所 之 香港民意研究計劃

Latest Tracking Poll Results

October 5, 2021

Contact Information

8

	Executive Councillors Naming	Appraisal of News Media and Executive Councillors Rating
Date of survey	6-10/9/2021	16-23/9/2021
Survey method	Random telephone survey conducted by real interviewers	
Target population	Cantonese-speaking Hong Kong residents aged 18 or above	
Sample size	1,000 (including 500 landline and 500 mobile samples)	1,036 (including 517 landline and 519 mobile samples)
Effective response	44.2%	44.1%
Sampling error	Sampling error of percentages not more than +/-4%, that of net values not more than +/-7% and that of ratings not more than +/-2.6 at 95% conf. level	
Weighting method	Rim-weighted according to figures provided by the Census and Statistics Department. The gender-age distribution of the Hong Kong population came from “Mid-year population for 2020”, while the educational attainment (highest level attended) distribution and economic activity status distribution came from “Women and Men in Hong Kong - Key Statistics (2020 Edition)”.	

Survey Topic

9

- People's appraisal of the performance of news media
 - People's main source of news
 - People's most trustworthy source of news
- News media and Freedom of speech
 - Satisfaction rate of freedom of the press and credibility rating
 - Responsibility in reporting
 - Self-censorship of news media
- Popularity of Executive Councillors
 - Top 5 non-official Executive Councillors - Naming
 - Top 5 non-official Executive Councillors - Rating

Survey Result - Performance of news media

10

● People's main sources of news

	22-25/3/2021	16-23/9/2021	Change	Record
Internet	70%	64%	▼6% *	Record low since Aug. 2018
Television	64%	60%	▼3%	All-time record low since Dec. 1993
Newspapers	37%	28%	▼9% *	All-time record low since Dec. 1993
Radio	29%	24%	▼5%	Record low since Apr. 2017
Friends	22%	16%	▼5% *	Record low since Apr. 2017
Family members	17%	10%	▼6% *	Record low since Apr. 2017
Magazines	7%	6%	▼1%	Record low since Apr. 2017

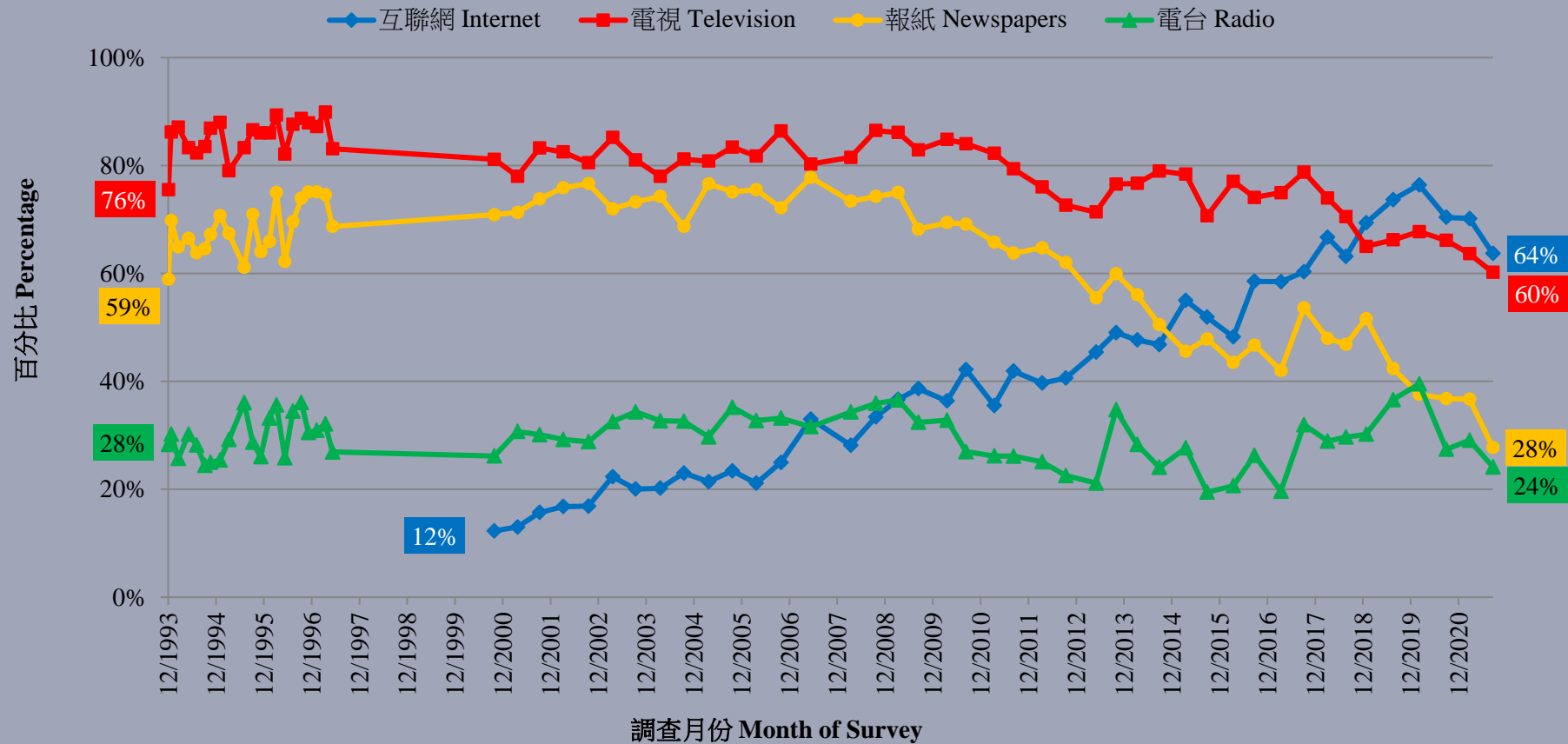
- Results of our news media survey show that 64% and 60% of the respondents claimed their main sources of news were internet and television respectively. The latter has registered another **all-time low** since record began in 1993. Besides, 28% and 24% respectively said their main sources of news were newspapers and radio. The former has also registered another **all-time low** since record began in 1993.

* Significant change

Survey Result - Performance of news media

12

市民的主要新聞來源 (按次計算)
People's main source of news (Per Poll)
(12/1993 – 9/2021)



Survey Result - Performance of news media

13

● People's most trustworthy source of news

	22-25/3/2021	16-23/9/2021	Change	Record
Television	26%	29%	▲3%	Record high since Mar. 2020
Internet	30%	23%	▼6% *	Record low since Aug. 2018
Radio	12%	12%	--	Record low since Oct. 2020
Newspapers	14%	9%	▼5% *	Record low since Aug. 2019
Family members	5%	6%	▲1%	Record high since Apr. 2018
Friends	1%	2%	▲1%	Record high since Oct. 2020
Magazines	<1%	<1%	--	Record low since Aug. 2019

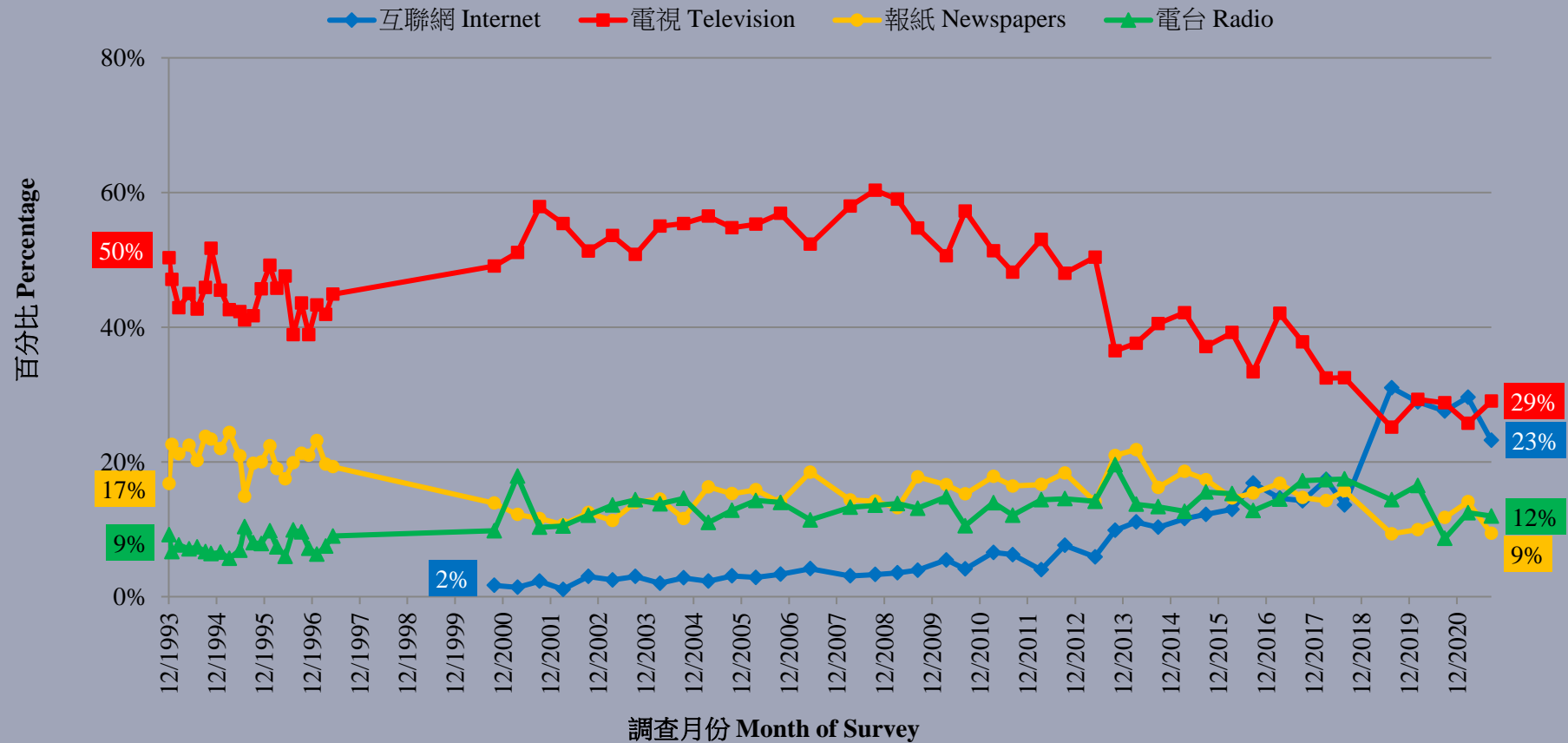
- As for trustworthiness, 29% and 23% of the respondents respectively found television and internet to be the most trustworthy source of news. The latter has dropped significantly compared to half a year ago.

* Significant change

Survey Result - Performance of news media

14

市民認為最值得信任的新聞來源 (按次計算)
People's most trustworthy source of news (Per Poll)
(12/1993 – 9/2021)



Survey Topic

15

- People's appraisal of the performance of news media
 - People's main source of news
 - People's most trustworthy source of news
- News media and Freedom of speech
 - Satisfaction rate of freedom of the press and credibility rating
 - Responsibility in reporting
 - Self-censorship of news media
- Popularity of Executive Councillors
 - Top 5 non-official Executive Councillors - Naming
 - Top 5 non-official Executive Councillors - Rating

Survey Result - News media and Freedom of the press

• Satisfaction rate of freedom of the press and credibility rating

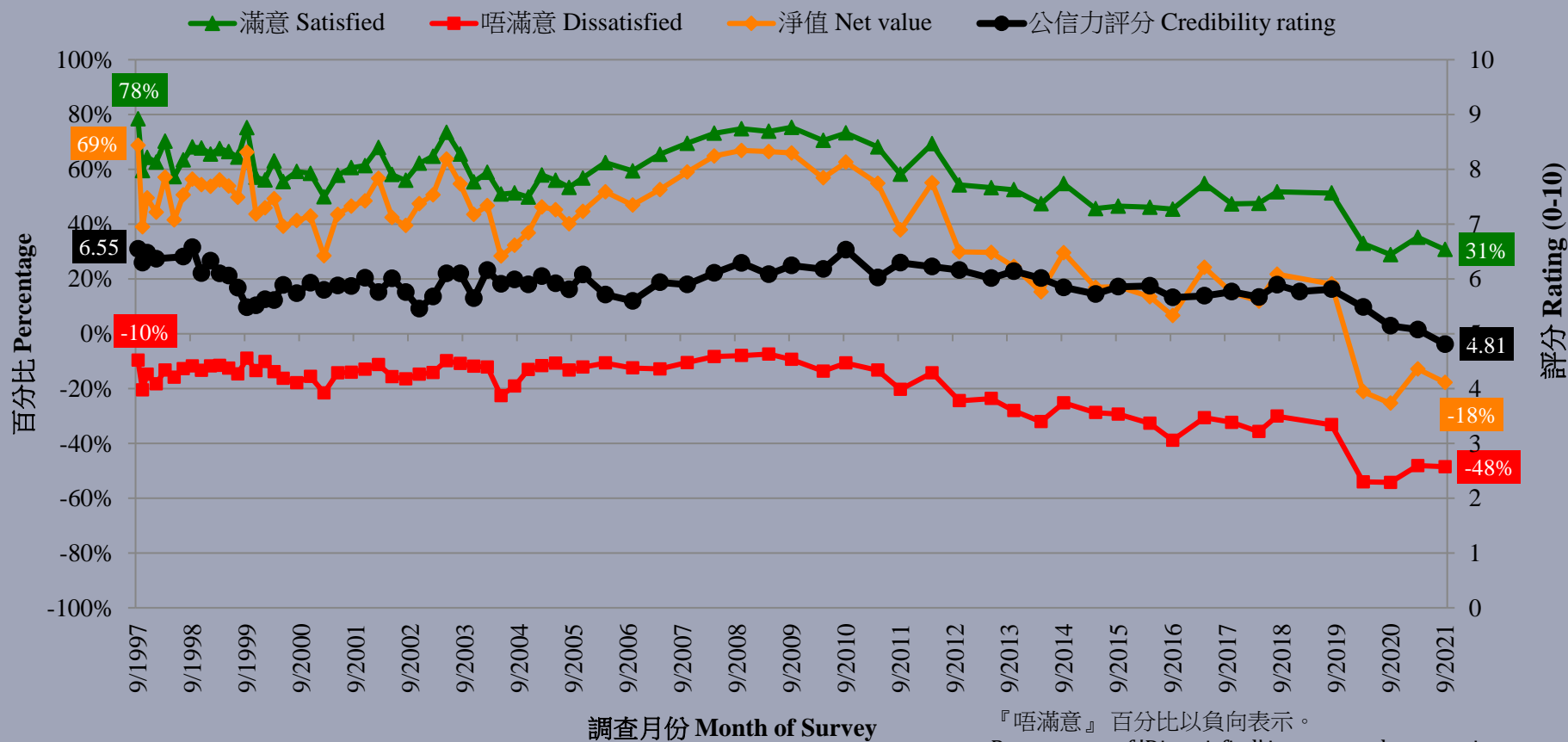
	22-25/3/2021	16-23/9/2021	Change	Record
Satisfaction rate of freedom of the press	35%	31%	▼4%	Record low since Oct. 2020
Dissatisfaction rate of freedom of the press	48%	48%	--	--
Net satisfaction rate	-13%	-18%	▼5%	Record low since Oct. 2020
Credibility rating of the local news media	5.08	4.81	▼0.27 *	All-time record low since Sept. 1997

- Results also show that 31% of the respondents were satisfied with the freedom of the press in Hong Kong while 48% were dissatisfied, giving a net satisfaction of negative 18 percentage points.
- On a scale of 0-10, the credibility rating of the Hong Kong news media is 4.81 marks, a significant drop from half a year ago, and has registered another **all-time low** since record began in 1997.

* Significant change

Survey Result - News media and Freedom of the press

新聞自由滿意程度及公信力評分 (按次計算)
Satisfaction rate of freedom of the press and Credibility rating (per poll)
(9/1997 – 9/2021)



『唔滿意』百分比以負向表示。
Percentages of 'Dissatisfied' is presented as negative

Survey Result - News media and Freedom of the press

18

● People's opinions on news media in HK...

	22-25/3/2021	16-23/9/2021	Change	Record
Were responsible in their reporting	24%	24%	--	--
Were irresponsible in their reporting	41%	36%	▼5%	Record low since Oct. 2020
Net value	-17%	-12%	▲5%	Record high since Mar. 2020
Had practiced self-censorship	53%	50%	▼3%	Record low since Sept. 2016
Had not practiced self-censorship	31%	33%	▲1%	Record high since Mar. 2020
Net value	22%	17%	▼4%	Record low since May 2013

- 24% perceived the local news media to be responsible in their reporting, 36% regarded the local news media as irresponsible, giving a net value of negative 12 percentage points.
- In addition, 50% of the respondents thought the local news media had practiced self-censorship while 33% perceived the opposite, giving a net value of positive 17 percentage points, registering a **record low** since 2013.

Survey Topic

19

- People's appraisal of the performance of news media
 - People's main source of news
 - People's most trustworthy source of news
- News media and Freedom of speech
 - Satisfaction rate of freedom of the press and credibility rating
 - Responsibility in reporting
 - Self-censorship of news media
- Popularity of Executive Councillors
 - Top 5 non-official Executive Councillors - Naming
 - Top 5 non-official Executive Councillors - Rating

Survey Result - Popularity of Executive Councillors

20

• Top 5 non-official Executive Councillors - Naming

Rank	Executive Councillors	8-12/3/2021	6-10/9/2021	Change	Change in ranking
1	Regina Ip	30%	20%	▼10% *	--
2	Ronny Tong	12%	10%	▼2%	▲1
3	Bernard Chan	17%	10%	▼7% *	▼1
4	Arthur Li	2%	3%	▲2%	▲3
5	Tommy Cheung	5%	2%	▼2% *	▼1
6	Joseph Yam	2%	2%	▲1%	▲3
Wrong answer		13%	8%	▼5% *	--
Don't know / hard to say		58%	72%	▲13% *	--

- The naming survey showed that Regina Ip, Ronny Tong and Bernard Chan were named most frequently. However, 8% made a wrong attempt at citing non-official Executive Councillors while 72% had no clue at all.

* Significant change

Survey Result - Popularity of Executive Councillors

21

• Top 5 non-official Executive Councillors - Rating

	22-25/3/2021	16-23/9/2021	Change	Record
Joseph Yam	--	45.6	--	Record high since Apr. 2019
Regina Ip	32.8	40.5	▲7.7 *	Record high since Apr. 2019
Ronny Tong	32.5	34.6	▲2.2	Record high since Apr. 2019
Arthur Li	--	34.2	--	All-time record low since Oct. 2012
Tommy Cheung	27.9	30.7	▲2.8	Record high since Mar. 2017
Bernard Chan	34.2	37.4	▲3.2	Record high since Apr. 2019

- In this latest survey, Bernard Chan obtained a support rating of 37.4 marks, but he was dropped due to his relatively low recognition rate. The rating of Regina Ip has registered a significant rise from half a year ago and the rating of Arthur Li has registered an **all-time low** since record began in 2012.

* Significant change

Survey Result - Popularity of Executive Councillors

各行政會議成員評分 - 綜合圖表 (按次計算)
Ratings of Executive Councillors – Combined (per poll)
(9/2012 – 9/2021)

