



HONG KONG PUBLIC OPINION RESEARCH INSTITUTE

香港民意研究所

Hong Kong Public Opinion Program of Hong Kong Public Opinion Research Institute

PopPanel Research Report No. 97 cum “We Hongkongers” Research Report No. 67

Survey Date: 27 August to 1 September 2021

Release Date: 3 September 2021

Copyright of this report was generated by the Hong Kong Public Opinion Program (HKPOP) and opened to the world. HKPOP proactively promotes open data, open technology and the free flow of ideas, knowledge and information. The predecessor of HKPOP was the Public Opinion Programme at The University of Hong Kong (HKUPOP). “POP” in this publication may refer to HKPOP or HKUPOP as the case may be.

Research Background

“We Hongkongers” is an initiative advocated by Hong Kong Public Opinion Program (HKPOP) of Hong Kong Public Opinion Research Institute (HKPORI), with the support of many members of the civic society. With reference to the petition website “We the People” hosted by the White House of the United States, “We Hongkongers” aims to reflect public sentiment by conducting scientific research on any issues raised by Hong Kong citizens: https://www.pori.hk/wehongkongers_factsheet_20191017_chi.

“We Hongkongers” Project officially started on 17 October 2019, in the form of intensive rolling surveys. A total of 12 reports were published as of 23 December 2019. In mid-May 2020, in response to the rapid changes in Hong Kong’s political and public sentiment, HKPOP redeveloped the “We Hongkongers” Project. Coupled with the rapid development of the “HKPOP Panel” established by PORI in July 2019, PORI decided to launch the “We Hongkongers Panel Survey” to further strengthen interaction with the public and as well as collect and analyze public opinion and there are 29 reports in total. In January 2021, PORI redeveloped the “We Hongkongers” Project again to strengthen the cooperation with non-governmental organizations, civil society organizations, concern groups and professional organizations, and the results will be released in the form of mini-forums to initiate policy discussions.

This report also represents Report No. 97 under HKPOP Panel survey series, as well as Report No. 67 under the “We Hongkongers” Project Series. The research is co-organized with the Election Observation Project and the theme is about the frequency of public discussion on different issues recently, which includes the elections to be held in Hong Kong in the coming year.

HKPOP sent out emails to all panel members at the beginning of the survey, inviting them to fill in the questionnaire at the designated online platform. Members were allowed to make repeated submissions, while only the last submission of each individual member would be used for analysis.

Contact Information

Herewith the contact information of the “We Hongkongers” Panel Survey:

Table 1: Detailed Contact Information

Survey method	Online survey
Target population	HKPOP Panel samples, namely Hong Kong People Representative Panel (Probability-based Panel) and Hong Kong People Volunteer Panel (Non-probability-based Panel)
Weighting method	The figures are rim-weighted according to 1) gender-age distribution, educational attainment (highest level attended) distribution, economic activity status distribution of Hong Kong population and by District Councils population figures from Census and Statistics Department; 2) Voting results of District Councils Election from Registration and Electoral Office; 3) rating distribution of Chief Executive from regular tracking surveys.
Date of survey	27 August, 3pm – 1 September, 3pm
Total sample size	4,513
Response rate	4.9%
Sampling error ^[1]	Sampling error of percentages at +/-1% at 95% confidence level

[1] All error figures in this release are calculated at 95% confidence level. “95% confidence level” means that if we were to repeat a certain survey 100 times with different random samples, we would expect 95 times having the population parameter within the respective error margins calculated. Because of sampling errors, when quoting percentages, journalists should refrain from reporting decimal places, whereas one decimal place can be used when quoting rating figures.

PopPanel Composition

Regarding data collection, survey data from both the Hong Kong People Representative Panel and Hong Kong People Volunteer Panel were collected in the form of online questionnaire.

Among them, the Hong Kong People Representative Panel comes from members of the “HKPOP Panel” recruited in regular random telephone surveys. HKPOP uses “HKPOP Panel” as a framework for conducting surveys for different research projects, any eligible family member in the household may be invited to participate in a specific research.

Meanwhile, members of the Hong Kong People Volunteer Panel are recruited online. Citizens only need to self-register in HKPORI website to participate in online questionnaires.

All panel data collected will be adjusted using rim-weighting, to minimize the effects of self-selection bias or participation bias. Details are documented in the Weighting Procedure section.

Response Rate

HKPOP adopts a set of contact definition in compliance with most international standards. Historically, the social research community in Hong Kong has developed its own set of contact rates, cooperation rates, response rates, and so on. HKPOP normally reports the "success rate" for online surveys.

The calculation of the success rates in this study refers to the following tables.

Table 2: Calculation of success rate of the HKPOP Panel (by HKPOP definition)

Success rate		
=	$\frac{\text{Successful cases}}{\text{Panel size of the HKPOP Panel}}$	x 100.0%
=	$\frac{4,513}{91,512}$	x 100.0%
=	4.9%	

Weighting Procedure

HKPOP has continuously adopted and enhanced its weighting method over the past few decades. For this survey, HKPOP adopts a "2 by 5 by 2 by 4 by 18 by 3 by 13" weighting procedure involving seven variables, namely, gender, age, educational attainment, economic activity status, district (18 cells), voting record (3 cells) and rating of Chief Executive (13 cells). Basically, the raw data of practically all random telephone surveys conducted by HKPOP are rim-weighted by the figures obtained from the Hong Kong Census and Statistics Department and/or Registration and Electoral Office so that the marginal distribution of the sample in terms of gender, age, educational attainment and economic activity status would match with that of the general population figures from the Hong Kong Census and Statistics Department. The marginal distribution of the sample in terms of district and voting record would match that of the general population figures from the Hong Kong Census and Statistics Department and/or Registration and Electoral Office. The marginal distribution of the sample in terms of "rating of Chief Executive" would match that of the general population in HKPOP's regular tracking surveys. This rim-weighting method (sometimes called raking) is found to be the most practicable method in processing HKPOP's survey data.

Specifically, the gender and age groupings used for weighting are as follows:

- Male 12-29
- Male 30-39
- Male 40-49
- Male 50-59
- Male 60 or above
- Female 12-29
- Female 30-39
- Female 40-49
- Female 50-59
- Female 60 or above

The educational attainments used for weighting are as follows:

- Secondary or below
- Tertiary or above

The economic activity statuses used for weighting are as follows:

- Working population / Others
- Home-makers / Housewives
- Students
- Retired person

The districts used for weighting are as follows:

- Central and Western
- Wan Chai
- Eastern
- Southern
- Yau Tsim Mong
- Sham Shui Po
- Kowloon City
- Wong Tai Sin
- Kwun Tong
- Tsuen Wan
- Tuen Mun
- Yuen Long
- North
- Tai Po
- Sai Kung
- Sha Tin
- Kwai Tsing
- Islands

The voting records used for weighting are as follows:

- Candidates of pro-democracy camp
- Candidates of non-pro-democracy camp
- Did not vote / blank / void vote

The "rating of Chief Executive" groupings used for weighting are as follows:

- 0 mark
- 1-9 mark(s)
- 10-19 marks
- 20-29 marks
- 30-39 marks
- 40-49 marks
- 50 marks
- 51-60 marks
- 61-70 marks
- 71-80 marks
- 81-90 marks
- 91-99 marks
- 100 marks

Quantitative Analysis Results

Quantitative analysis results of the “We Hongkongers” Panel Survey, after applying the standard weighting procedures, are as follows, all questions listed hereby are opinion questions:

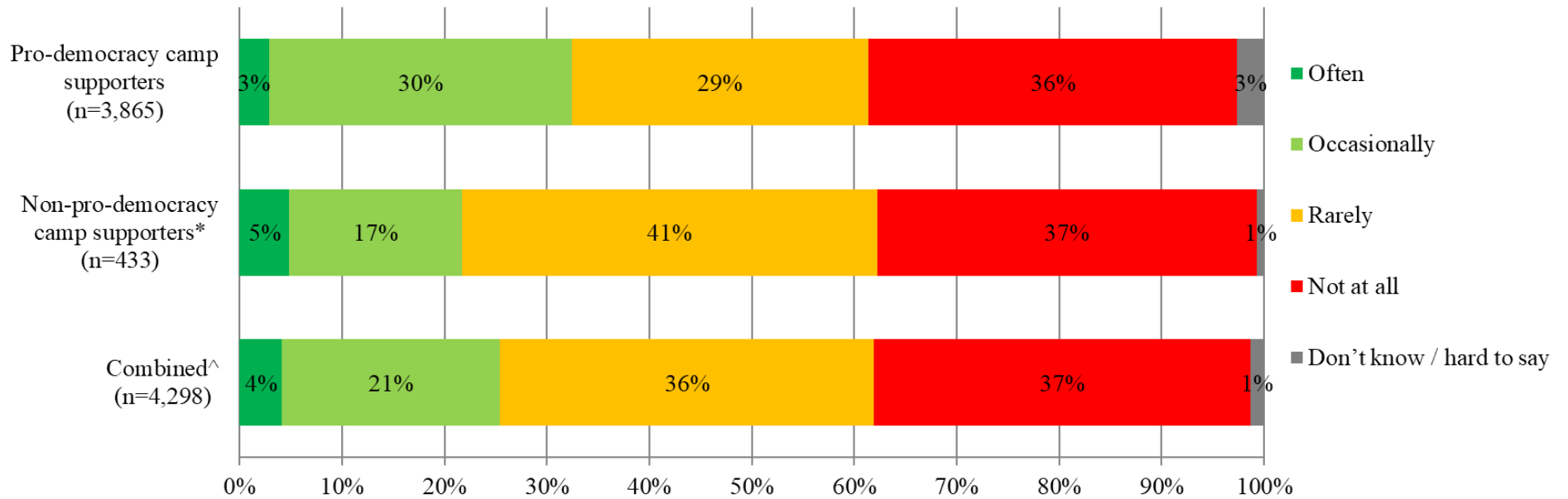
Table 3: Q1a Survey results, by camp type; Survey period: 27/8-1/9/2021

Q1a How often did you mention or discuss the <u>upcoming elections in Hong Kong in the following year (including the Election Committee, Legislative Council and Chief Executive Election)</u> with other people in the past one month?	Pro-democracy camp supporters (Base=3,865)	Non-pro-democracy camp supporters ^[2] (Base=433)	Combined ^[3] (Base=4,298)
Often	3%	5%	4%
Occasionally	30%	17%	21%
Rarely	29%	41%	36%
Not at all	36%	37%	37%
Don't know / hard to say	3%	1%	1%

[2] Include: pro-establishment camp supporters, centrist supporters, no political inclination / politically neutral / do not belong to any camp

[3] The aggregated figures come from adjusting the by-group weighted figures using ratio of “pan-democratic” vs “non-pan-democratic” collected in regular tracking survey.

Chart 1: Q1a Combined chart, by camp type



* Include: pro-establishment camp supporters, centrist supporters, no political inclination / politically neutral / do not belong to any camp

^ The aggregated figures come from adjusting the by-group weighted figures using ratio of "pan-democratic" vs "non-pan-democratic" collected in regular tracking survey

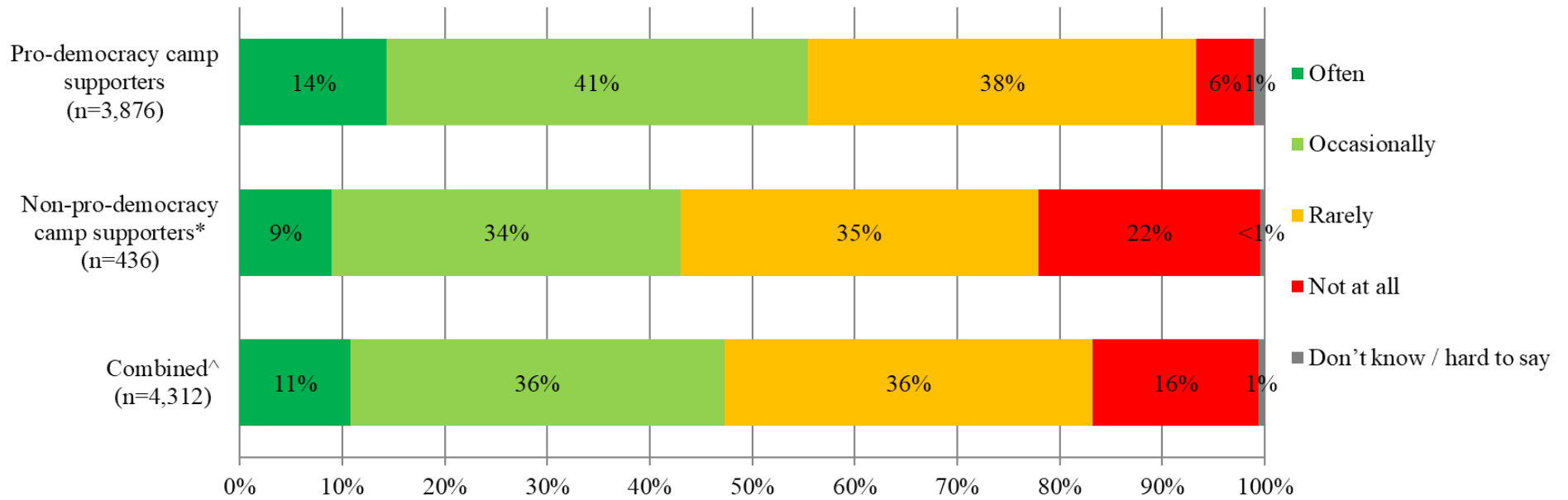
Table 4: Q1b Survey results, by camp type; Survey period: 27/8-1/9/2021

Q1b How often did you mention or discuss the <u>organisations such as the Professional Teachers’ Union, Civil Human Rights Front, Hong Kong Alliance in Support of Patriotic Democratic Movements of China and Law Society of Hong Kong</u> with other people in the past one month?	Pro-democracy camp supporters (Base=3,876)	Non-pro-democracy camp supporters ^[4] (Base=436)	Combined ^[5] (Base=4,312)
Often	14%	9%	11%
Occasionally	41%	34%	36%
Rarely	38%	35%	36%
Not at all	6%	22%	16%
Don’t know / hard to say	1%	<1%	1%

[4] Include: pro-establishment camp supporters, centrist supporters, no political inclination / politically neutral / do not belong to any camp

[5] The aggregated figures come from adjusting the by-group weighted figures using ratio of “pan-democratic” vs “non-pan-democratic” collected in regular tracking survey.

Chart 2: Q1b Combined chart, by camp type



* Include: pro-establishment camp supporters, centrist supporters, no political inclination / politically neutral / do not belong to any camp

^ The aggregated figures come from adjusting the by-group weighted figures using ratio of "pan-democratic" vs "non-pan-democratic" collected in regular tracking survey

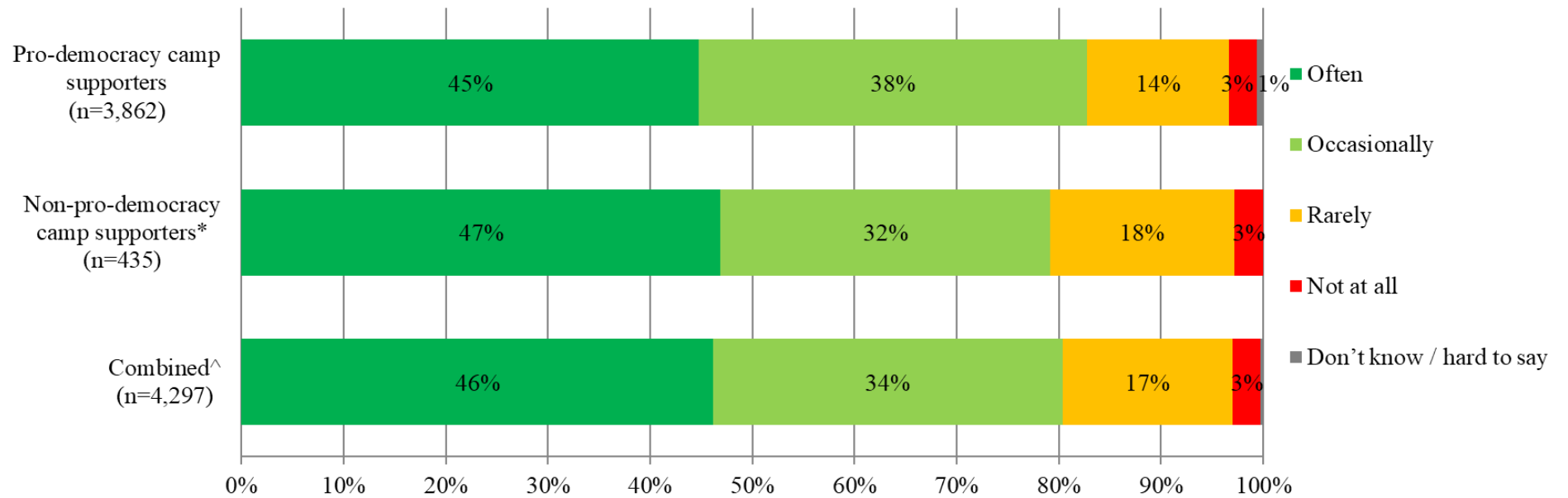
Table 5: Q1c Survey results, by camp type; Survey period: 27/8-1/9/2021

Q1c How often did you mention or discuss the <u>Tokyo Olympics</u> with other people in the past one month?	Pro-democracy camp supporters (Base=3,862)	Non-pro-democracy camp supporters ^[6] (Base=435)	Combined ^[7] (Base=4,297)
Often	45%	47%	46%
Occasionally	38%	32%	34%
Rarely	14%	18%	17%
Not at all	3%	3%	3%
Don't know / hard to say	1%	0%	<1%

[6] Include: pro-establishment camp supporters, centrist supporters, no political inclination / politically neutral / do not belong to any camp

[7] The aggregated figures come from adjusting the by-group weighted figures using ratio of “pan-democratic” vs “non-pan-democratic” collected in regular tracking survey.

Chart 3: Q1c Combined chart, by camp type



* Include: pro-establishment camp supporters, centrist supporters, no political inclination / politically neutral / do not belong to any camp

^ The aggregated figures come from adjusting the by-group weighted figures using ratio of "pan-democratic" vs "non-pan-democratic" collected in regular tracking survey

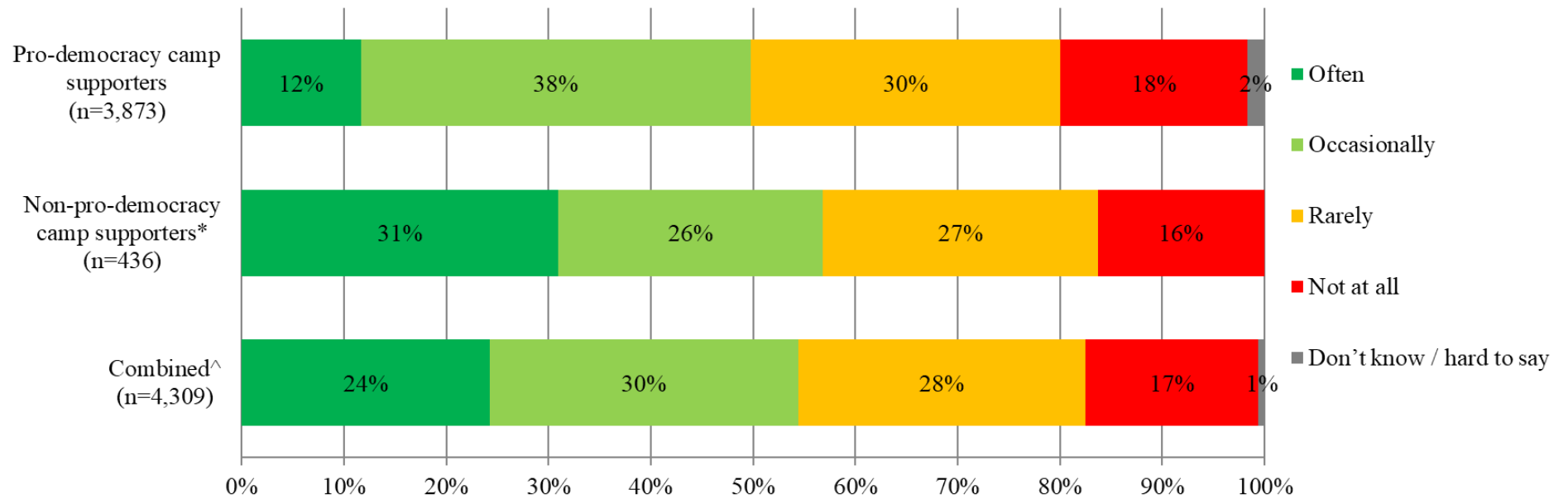
Table 6: Q1d Survey results, by camp type; Survey period: 27/8-1/9/2021

Q1d How often did you mention or discuss the <u>Afghanistan crisis</u> with other people in the past one month?	Pro-democracy camp supporters (Base=3,873)	Non-pro-democracy camp supporters^[8] (Base=436)	Combined^[9] (Base=4,309)
Often	12%	31%	24%
Occasionally	38%	26%	30%
Rarely	30%	27%	28%
Not at all	18%	16%	17%
Don't know / hard to say	2%	0%	1%

[8] Include: pro-establishment camp supporters, centrist supporters, no political inclination / politically neutral / do not belong to any camp

[9] The aggregated figures come from adjusting the by-group weighted figures using ratio of “pan-democratic” vs “non-pan-democratic” collected in regular tracking survey.

Chart 4: Q1d Combined chart, by camp type



* Include: pro-establishment camp supporters, centrist supporters, no political inclination / politically neutral / do not belong to any camp

^ The aggregated figures come from adjusting the by-group weighted figures using ratio of "pan-democratic" vs "non-pan-democratic" collected in regular tracking survey

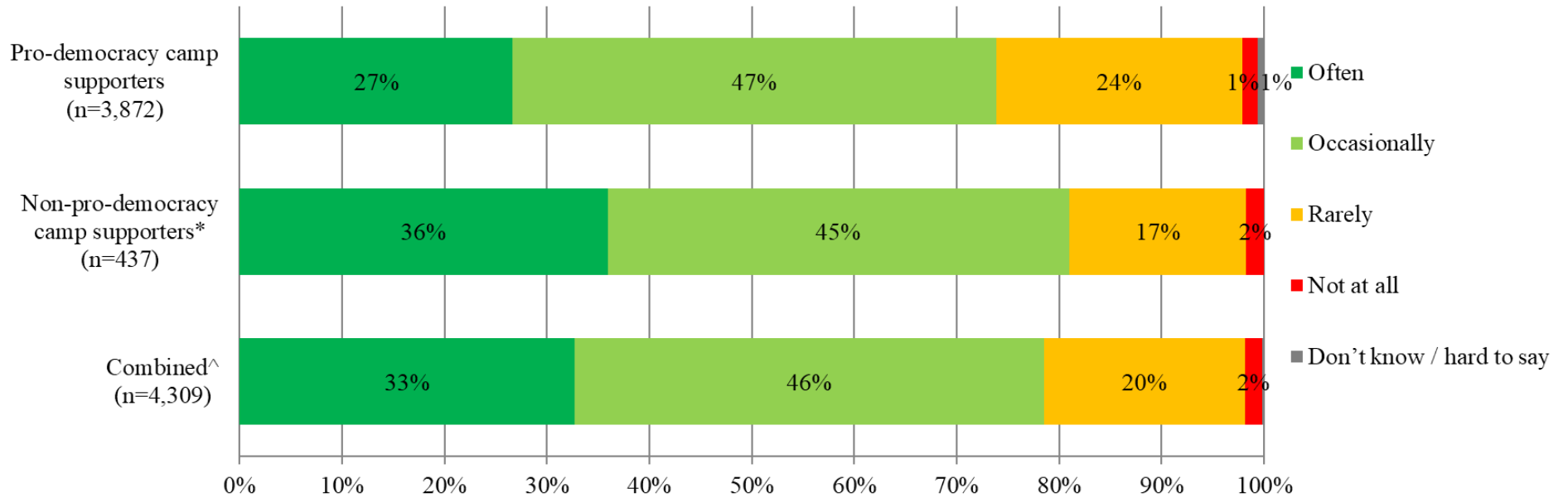
Table 7: Q1e Survey results, by camp type; Survey period: 27/8-1/9/2021

Q1e How often did you mention or discuss the <u>COVID-19 pandemic and vaccines</u> with other people in the past one month?	Pro-democracy camp supporters (Base=3,872)	Non-pro-democracy camp supporters^[10] (Base=437)	Combined^[11] (Base=4,309)
Often	27%	36%	33%
Occasionally	47%	45%	46%
Rarely	24%	17%	20%
Not at all	1%	2%	2%
Don't know / hard to say	1%	0%	<1%

[10] Include: pro-establishment camp supporters, centrist supporters, no political inclination / politically neutral / do not belong to any camp

[11] The aggregated figures come from adjusting the by-group weighted figures using ratio of “pan-democratic” vs “non-pan-democratic” collected in regular tracking survey.

Chart 5: Q1e Combined chart, by camp type



* Include: pro-establishment camp supporters, centrist supporters, no political inclination / politically neutral / do not belong to any camp

^ The aggregated figures come from adjusting the by-group weighted figures using ratio of "pan-democratic" vs "non-pan-democratic" collected in regular tracking survey

Appendices

Appendix 1: Demographic profile of respondents

Gender:	Pro-democracy camp supporters				Non-pro-democracy camp supporters #				Total			
	Raw sample		Weighted sample		Raw sample		Weighted sample		Raw sample		Weighted sample	
	Freq	%	Freq	%	Freq	%	Freq	%	Freq	%	Freq	%
Male	2,213	57.0%	740	52.0%	260	59.5%	1,275	47.1%	2,473	57.3%	2,015	48.8%
Female	1,663	42.8%	683	48.0%	176	40.3%	1,432	52.9%	1,839	42.6%	2,115	51.2%
Other	6	0.2%	<1	<0.1%	1	0.2%	<1	<0.1%	7	0.2%	<1	<0.1%
Total	3,882	100.0%	1,423	100.0%	437	100.0%	2,707	100.0%	4,319	100.0%	4,130	100.0%
Missing case(s)	0		0		0		0		0		0	

Age:	Pro-democracy camp supporters				Non-pro-democracy camp supporters #				Total			
	Raw sample		Weighted sample		Raw sample		Weighted sample		Raw sample		Weighted sample	
	Freq	%	Freq	%	Freq	%	Freq	%	Freq	%	Freq	%
12 - 29	573	14.8%	480	33.8%	34	7.8%	255	9.4%	607	14.1%	736	17.8%
30 - 39	987	25.4%	221	15.5%	82	18.8%	473	17.5%	1,069	24.8%	694	16.8%
40 - 49	955	24.6%	316	22.2%	91	20.8%	295	10.9%	1,046	24.2%	610	14.8%
50 - 59	858	22.1%	244	17.1%	126	28.8%	1,041	38.5%	984	22.8%	1,285	31.1%
60 or above	508	13.1%	162	11.4%	104	23.8%	642	23.7%	612	14.2%	804	19.5%
Total	3,881	100.0%	1,423	100.0%	437	100.0%	2,707	100.0%	4,318	100.0%	4,130	100.0%
Missing case(s)	1		<1		0		0		1		<1	

Education attainment:	Pro-democracy camp supporters				Non-pro-democracy camp supporters #				Total			
	Raw sample		Weighted sample		Raw sample		Weighted sample		Raw sample		Weighted sample	
	Freq	%	Freq	%	Freq	%	Freq	%	Freq	%	Freq	%
Primary or below	8	0.2%	52	3.7%	3	0.7%	35	1.3%	11	0.3%	87	2.1%
Secondary	556	14.3%	431	30.3%	106	24.3%	904	33.4%	662	15.3%	1,336	32.3%
Tertiary or above	3,316	85.5%	939	66.0%	328	75.1%	1,768	65.3%	3,644	84.4%	2,706	65.5%
Total	3,880	100.0%	1,422	100.0%	437	100.0%	2,707	100.0%	4,317	100.0%	4,129	100.0%
Missing case(s)	2		1		0		0		2		1	

Occupation:	Pro-democracy camp supporters				Non-pro-democracy camp supporters #				Total			
	Raw sample		Weighted sample		Raw sample		Weighted sample		Raw sample		Weighted sample	
	Freq	%	Freq	%	Freq	%	Freq	%	Freq	%	Freq	%
Administrators and professionals	1,549	39.9%	194	13.7%	147	33.6%	580	21.4%	1,696	39.3%	774	18.8%
Clerks and service workers	1,036	26.7%	563	39.6%	106	24.3%	568	21.0%	1,142	26.5%	1,131	27.4%
Workers	94	2.4%	158	11.1%	15	3.4%	128	4.7%	109	2.5%	286	6.9%
Students	159	4.1%	124	8.7%	10	2.3%	169	6.2%	169	3.9%	292	7.1%
Home-makers / housewives	163	4.2%	147	10.3%	12	2.7%	162	6.0%	175	4.1%	309	7.5%
Others	877	22.6%	236	16.6%	147	33.6%	1,100	40.6%	1,024	23.7%	1,336	32.4%
Total	3,878	100.0%	1,422	100.0%	437	100.0%	2,707	100.0%	4,315	100.0%	4,129	100.0%
Missing case(s)	4		1		0		0		4		1	

District:	Pro-democracy camp supporters				Non-pro-democracy camp supporters #				Total			
	Raw sample		Weighted sample		Raw sample		Weighted sample		Raw sample		Weighted sample	
	Freq	%	Freq	%	Freq	%	Freq	%	Freq	%	Freq	%
Central & Western	150	3.9%	20	1.5%	22	5.1%	106	3.9%	172	4.0%	126	3.1%
Wan Chai	84	2.2%	10	0.7%	17	3.9%	38	1.4%	101	2.4%	48	1.2%
Eastern	385	10.0%	92	6.6%	51	11.8%	293	10.9%	436	10.2%	386	9.4%
Southern	145	3.8%	11	0.8%	15	3.5%	79	2.9%	160	3.7%	90	2.2%
Yau Tsim Mong	170	4.4%	41	3.0%	15	3.5%	116	4.3%	185	4.3%	157	3.9%
Sham Shui Po	206	5.4%	113	8.1%	16	3.7%	91	3.4%	222	5.2%	204	5.0%
Kowloon City	216	5.6%	92	6.6%	21	4.9%	182	6.8%	237	5.5%	274	6.7%
Wong Tai Sin	199	5.2%	48	3.4%	21	4.9%	100	3.7%	220	5.1%	147	3.6%
Kwun Tong	280	7.3%	266	19.1%	32	7.4%	166	6.2%	312	7.3%	432	10.6%
Tsuen Wan	186	4.8%	20	1.4%	21	4.9%	59	2.2%	207	4.8%	79	1.9%
Tuen Mun	242	6.3%	130	9.3%	23	5.3%	225	8.4%	265	6.2%	355	8.7%
Yuen Long	244	6.3%	72	5.2%	42	9.7%	386	14.4%	286	6.7%	459	11.2%
North	114	3.0%	12	0.8%	15	3.5%	57	2.1%	129	3.0%	68	1.7%
Tai Po	173	4.5%	26	1.8%	18	4.2%	81	3.0%	191	4.5%	107	2.6%
Sai Kung	300	7.8%	129	9.3%	27	6.3%	268	9.9%	327	7.6%	397	9.7%
Sha Tin	445	11.6%	170	12.3%	44	10.2%	243	9.0%	489	11.4%	414	10.1%
Kwai Tsing	213	5.5%	115	8.2%	22	5.1%	201	7.4%	235	5.5%	315	7.7%
Islands	93	2.4%	24	1.7%	10	2.3%	1	<0.1%	103	2.4%	25	0.6%
Total	3,845	100.0%	1,390	100.0%	432	100.0%	2,693	100.0%	4,277	100.0%	4,083	100.0%
Missing case(s)	37		33		5		14		42		47	

Political inclination:	Pro-democracy camp supporters				Non-pro-democracy camp supporters #				Total			
	Raw sample		Weighted sample		Raw sample		Weighted sample		Raw sample		Weighted sample	
	Freq	%	Freq	%	Freq	%	Freq	%	Freq	%	Freq	%
Pro-democracy camp	2,182	56.2%	891	62.6%	0	0.0%	0	0.0%	2,182	50.5%	891	21.6%
Pro-establishment camp	0	0.0%	0	0.0%	32	7.3%	294	10.9%	32	0.7%	294	7.1%
Localist	1,700	43.8%	532	37.4%	0	0.0%	0	0.0%	1,700	39.4%	532	12.9%
Centrist	0	0.0%	0	0.0%	150	34.3%	887	32.8%	150	3.5%	887	21.5%
Others	0	0.0%	0	0.0%	0	0.0%	0	0.0%	0	0.0%	0	0.0%
No political inclination / politically neutral / don't belong to any camp	0	0.0%	0	0.0%	255	58.4%	1,525	56.3%	255	5.9%	1,525	36.9%
Don't know / hard to say	0	0.0%	0	0.0%	0	0.0%	0	0.0%	0	0.0%	0	0.0%
Total	3,882	100.0%	1,423	100.0%	437	100.0%	2,707	100.0%	4,319	100.0%	4,130	100.0%
Missing case(s)	0		0		0		0		0		0	

Voted political camp: *	Pro-democracy camp supporters				Non-pro-democracy camp supporters #				Total			
	Raw sample		Weighted sample		Raw sample		Weighted sample		Raw sample		Weighted sample	
	Freq	%	Freq	%	Freq	%	Freq	%	Freq	%	Freq	%
Democratic	3,696	95.5%	734	51.7%	273	62.8%	482	17.9%	3,969	92.2%	1,217	29.6%
Non-democratic	11	0.3%	173	12.2%	77	17.7%	1,111	41.2%	88	2.0%	1,284	31.2%
Did not vote / blank vote / void vote / don't know / hard to say / refuse to answer	106	2.7%	297	20.9%	62	14.3%	793	29.4%	168	3.9%	1,089	26.5%
Not a registered voter	56	1.4%	215	15.1%	23	5.3%	307	11.4%	79	1.8%	522	12.7%
Total	3,869	100.0%	1,419	100.0%	435	100.0%	2,693	100.0%	4,304	100.0%	4,112	100.0%

*(Only for respondents aged 18 or above or refuse to answer age)

Including pro-establishment camp supporters, centrist supporters, no political inclination / politically neutral / do not belong to any camp

Appendix 2: Contact Information

Total valid samples	4,513
Survey period	27/8-1/9/2021
Success rate	4.9%
Questionnaires sent out	91,512
Questionnaires received	4,726
Ineligible samples	21
Invalid samples	1
Incomplete samples	191
Standard error	0.7%
Sampling error	4.4%

Appendix 3: Quantitative analyses

Q1a Survey results; Survey period: 27/8-1/9/2021

Q1a How often did you mention or discuss the <u>upcoming elections in Hong Kong in the following year (including the Election Committee, Legislative Council and Chief Executive Election)</u> with other people in the past one month?	Pro-democracy camp supporters	Non-pro-democracy camp supporters #	Total
	Percentages	Percentages	Percentages
	(Base=1,423)	(Base=2,687)	(Base=4,110)
Often	2.8%	4.8%	4.1%
Occasionally	29.6%	16.9%	21.3%
Rarely	28.9%	40.5%	36.5%
Not at all	36.0%	37.1%	36.7%
Don't know / hard to say	2.6%	0.7%	1.4%
Total	100.0%	100.0%	100.0%
<i>Refuse to answer</i>	<1	20	20

Including pro-establishment camp supporters, centrist supporters, no political inclination / politically neutral / do not belong to any camp

Q1b Survey results; Survey period: 27/8-1/9/2021

Q1b How often did you mention or discuss the organisations such as the Professional Teachers' Union, Civil Human Rights Front, Hong Kong Alliance in Support of Patriotic Democratic Movements of China and Law Society of Hong Kong with other people in the past one month?	Pro-democracy camp supporters	Non-pro-democracy camp supporters #	Total
	Percentages (Base=1,423)	Percentages (Base=2,695)	Percentages (Base=4,117)
Often	14.3%	9.0%	10.8%
Occasionally	41.1%	34.0%	36.5%
Rarely	37.9%	34.9%	35.9%
Not at all	5.6%	21.7%	16.1%
Don't know / hard to say	1.0%	0.5%	0.7%
Total	100.0%	100.0%	100.0%
<i>Refuse to answer</i>	<1	12	12

Including pro-establishment camp supporters, centrist supporters, no political inclination / politically neutral / do not belong to any camp

Q1c Survey results; Survey period: 27/8-1/9/2021

Q1c How often did you mention or discuss the Tokyo Olympics with other people in the past one month?	Pro-democracy camp supporters	Non-pro-democracy camp supporters #	Total
	Percentages (Base=1,422)	Percentages (Base=2,695)	Percentages (Base=4,116)
Often	44.8%	46.9%	46.1%
Occasionally	38.0%	32.3%	34.3%
Rarely	13.9%	18.0%	16.6%
Not at all	2.7%	2.8%	2.8%
Don't know / hard to say	0.7%	0.0%	0.2%
Total	100.0%	100.0%	100.0%
<i>Refuse to answer</i>	1	12	13

Including pro-establishment camp supporters, centrist supporters, no political inclination / politically neutral / do not belong to any camp

Q1d Survey results; Survey period: 27/8-1/9/2021

Q1d How often did you mention or discuss the Afghanistan crisis with other people in the past one month?	Pro-democracy camp supporters	Non-pro-democracy camp supporters #	Total
	Percentages (Base=1,423)	Percentages (Base=2,680)	Percentages (Base=4,102)
Often	11.6%	30.9%	24.2%
Occasionally	38.1%	25.9%	30.2%
Rarely	30.3%	26.9%	28.1%
Not at all	18.2%	16.3%	17.0%
Don't know / hard to say	1.7%	0.0%	0.6%
Total	100.0%	100.0%	100.0%
<i>Refuse to answer</i>	<1	27	27

Including pro-establishment camp supporters, centrist supporters, no political inclination / politically neutral / do not belong to any camp

Q1e Survey results; Survey period: 27/8-1/9/2021

Q1e How often did you mention or discuss the COVID-19 pandemic and vaccines with other people in the past one month?	Pro-democracy camp supporters	Non-pro-democracy camp supporters #	Total
	Percentages (Base=1,423)	Percentages (Base=2,707)	Percentages (Base=4,130)
Often	26.6%	35.9%	32.7%
Occasionally	47.2%	45.0%	45.8%
Rarely	24.1%	17.3%	19.6%
Not at all	1.4%	1.8%	1.7%
Don't know / hard to say	0.7%	0.0%	0.2%
Total	100.0%	100.0%	100.0%
<i>Refuse to answer</i>	<1	0	<1

Including pro-establishment camp supporters, centrist supporters, no political inclination / politically neutral / do not belong to any camp

Appendix 4: Survey questionnaire (27/8-1/9/2021)

We Hongkongers & Community Health Survey

Hong Kong Public Opinion Research Institute is politically neutral. We welcome different opinions. All personal data will be kept strictly confidential. You can fill in the questionnaire again to express your latest views. When we need to work on the data, your last submission will be used. For enquiries, please email us at panel@pori.hk.

Last updated: xxxx-xx-xx

Tentative next update: xxxx-xx-xx

***Required**

Eligibility Confirmation

Are you a Hong Kong resident aged 12 or above? *

- Yes
- No

(New member) Please first register as a HKPOP Panel member at

<https://www.pori.hk/panel.html?lang=en> *

- Already registered as a member earlier (Please go to the survey platform by clicking on the designated hyperlink sent to you by email)
- Have just registered as a member
- Not yet registered as a member, and will register after completing the survey (Please note: Your response will be removed if you have not yet successfully registered as a member at the time of data analysis)

(New member) Email used / will be used in registration: *

We Hongkongers Series

How often did you mention or discuss the following with other people in the past one month?

	Often	Occasionally	Rarely	Not at all	Don't know / hard to say
Upcoming elections in Hong Kong in the following year (including the Election Committee, Legislative Council and Chief Executive Election)					

Organisations such as the Professional Teachers’ Union, Civil Human Rights Front, Hong Kong Alliance in Support of Patriotic Democratic Movements of China and Law Society of Hong Kong					
Tokyo Olympics					
Afghanistan crisis					
COVID-19 pandemic and vaccines					

Community Health

How likely do you think it is that you will contract novel coronavirus pneumonia over the next one month?

(Please select the closest answer)

- 0% chance (**Certainly not**) 20% chance 70% chance
- 0.001% chance (**1 in 100,000**) 25% chance 80% chance
- 0.01% chance (**1 in 10,000**) 30% chance 90% chance
- 0.1% chance (**1 in 1,000**) 35% chance 100% chance (**Certainly will**)
- 1% chance (**1 in 100**) 40% chance _____ % chance
- 5% chance (**1 in 20**) 45% chance Don’t know / hard to say
- 10% chance (**1 in 10**) 50% chance
- 15% chance 60% chance

How satisfied or dissatisfied are you with the government’s performance in handling novel coronavirus pneumonia?

- Very much satisfied
- Somewhat satisfied
- Half-half
- Somewhat dissatisfied
- Very much dissatisfied
- Don’t know / hard to say

Other Opinions

Please rate on a scale of 0 to 100 your extent of support to the Chief Executive Carrie Lam, with 0 indicating absolutely not supportive, 100 indicating absolutely supportive and 50 indicating half-half. How would you rate the Chief Executive Carrie Lam?

- _____
- Don’t know / hard to say

Generally speaking, how satisfied or dissatisfied are you with the current in Hong Kong?

(Randomise the three conditions)

	Very much satisfied	Somewhat satisfied	Half-half	Somewhat dissatisfied	Very much dissatisfied	Don't know / hard to say
Political condition						
Economic condition						
Livelihood condition						

Other Opinions

Do you have any survey question to suggest for our surveys?

(If you do not have any suggestion, please leave this space blank.)

Do you have any message you want us to forward to your District Councillor or other locally known persons you name here? (Please provide their identities and your contacts)

(The request you make here is not part of our study. We simply want to assist people who want to send a message to current or former District Councillor, new or senior community leaders, persons in charge of community organisations, and so on. If you do not have any suggestion, please leave this space blank.)

Personal Information

(Registered member) This section is about personal information. If you have already provided relevant information in this survey series and have nothing to add or update, you may skip these questions. We will use the past data you provided in this survey series for analysis.

- I have already provided my personal information, and has nothing to add or update ([skip questions on personal information](#))
- Provide / update personal information now

Gender

- Male
- Female
- Other

Age

- _____ years old
- 12 - 14
- 15 - 17
- 18 - 19
- 20 - 24
- 40 - 44
- 45 - 49
- 50 - 54
- 55 - 59
- 60 - 64

- 25 - 29
- 30 - 34
- 35 - 39
- 65 - 69
- 70 or above

Educational attainment

(The highest level attended, regardless of whether you have completed the course, including what you are attending)

- Primary or below
- Lower secondary (Secondary 1 to 3)
- Upper secondary (Secondary 4 to 7 / DSE / Yi Jin)
- Tertiary: non-degree course (including diploma / certificate / sub-degree course)
- Tertiary: bachelor degree course
- Tertiary: postgraduate school or above

Occupation

(Owner / self-employed / freelance / part time / civil servant are not valid answers, please answer according to the job nature or content)

- Administrator and professional
- Clerical and service worker
- Production worker
- Student
- Home-maker / housewife
- Retired person
- Unemployed / between jobs / other non-employed
- Other: _____

Which of the following best describes your political inclination?

(Randomise the four camps)

- Localist
- Pro-democracy camp
- Centrist
- Pro-establishment camp
- Other: _____
- No political inclination / politically neutral / do not belong to any camp
- Don't know / hard to say

Area of residence

- Central & Western District
- Wan Chai
- Eastern District
- Southern District
- Yau Tsim Mong
- Kowloon City
- Wong Tai Sin
- Kwun Tong
- Tsuen Wan
- Tuen Mun
- North District
- Tai Po
- Sai Kung
- Sha Tin
- Kwai Tsing

- Sham Shui Po
- Yuen Long
- Islands

Which candidate did you vote for in the 2019 District Council Election?

- Candidate of pro-democracy camp, including localist
- Candidate of non-pro-democracy camp, including pro-establishment camp and centrist
- Don't know / hard to say
- Blank / void vote
- Did not vote ([was a registered voter of the election](#))
- Did not vote ([was not a registered voter of the election](#))

End of Questionnaire

Thank you for completing the survey. For enquiries, please email us at panel@pori.hk.