

POP



HONG KONG PUBLIC OPINION PROGRAM

HONG KONG PUBLIC OPINION RESEARCH INSTITUTE

香港民意研究所 之 香港民意研究計劃

We Hongkongers Rolling Survey

Press Release

November 1, 2019

Contact Information

2

Date of survey	Full sample size	Landline sub-sample	Mobile sub-sample	POP Panel sub-sample	Effective response rate
25-29/10/19	1047	258	260	529	81.0%
28-30/10/19	1051	261	256	534	79.6%
29-31/10/19	1048	260	257	531	80.2%

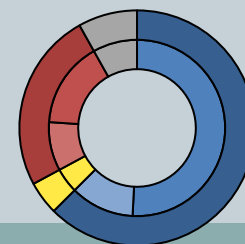
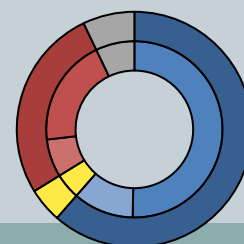
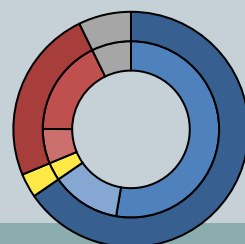
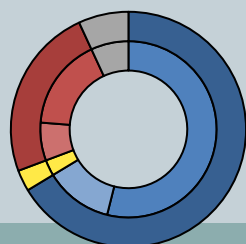
- Survey method: Random telephone survey conducted by real interviewers, plus telephone and online interviews with POP Panel samples
- Target population: Cantonese-speaking Hong Kong citizens aged 18+
- Sampling error: Sampling error of percentages not more than +/-3%, that of net values not more than +/-6% at 95% confidence level
- Weighting method: Rim-weighted by day according to figures provided by the Census and Statistics Department. The gender-age distribution of the Hong Kong population came from “Mid-year population for 2018”, while the educational attainment (highest level attended) distribution and economic activity status distribution came from “Women and Men in Hong Kong - Key Statistics (2018 Edition)”.

Survey Result - We Hongkongers Panel Survey

3

- **Date of survey: 25-29/10/2019**
- **Question: There are views in the society saying the 7.21 incident involved collusion of the Police Force and triads. How much do you agree or disagree with this view?**

	17-21/10/19		18-22/10/19		21-23/10/19		25-29/10/19	
Very much agree	54%	66%	53%	65%	50%	61%	51%	63%
Somewhat agree	12%		13%		11%		12%	
Half-half	3%		3%		5%		5%	
Somewhat disagree	7%	24%	6%	24%	7%	27%	9%	25%
Very much disagree	17%		18%		20%		16%	
Don't know / hard to say	7%		7%		7%		8%	
Net value	+43%		+41%		+35%		+38%	



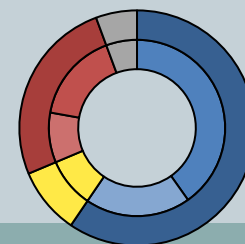
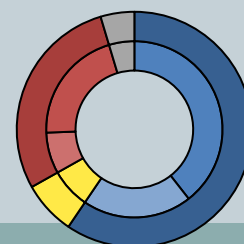
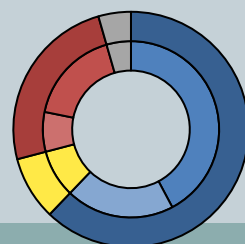
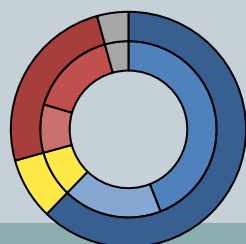
■ Very much agree
■ Somewhat agree
■ Half-half
■ Somewhat disagree
■ Very much disagree
■ Don't know / hard to say

Survey Result - We Hongkongers Panel Survey

4

- **Date of survey: 25-29/10/2019**
- **Question: There are views in the society saying there are Chinese People's Police or People's Armed Police Force in the Police Force. How much do you believe in this view?**

	17-21/10/19		18-22/10/19		21-23/10/19		25-29/10/19	
Very much believe	44%	62%	42%	62%	39%	59%	40%	59%
Somewhat believe	18%		20%		20%		19%	
Half-half	9%		9%		7%		9%	
Somewhat unbelieve	9%	25%	7%	25%	8%	29%	9%	26%
Very much unbelieve	16%		17%		21%		17%	
Don't know / hard to say	4%		4%		5%		6%	
Net value	+37%		+38%		+31%		+34%	



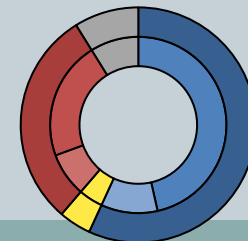
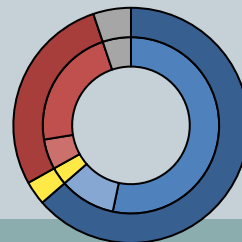
■ Very much believe
■ Somewhat believe
■ Half-half
■ Somewhat unbelieve
■ Very much unbelieve
■ Don't know / hard to say

Survey Result - We Hongkongers Panel Survey

5

- **Date of survey: 25-29/10/2019**
- **Question: The U.S. Congress is reviewing the Hong Kong Human Rights and Democracy Act, which would sanction people thought to have infringed human rights in Hong Kong. How much do you support or oppose this Act?**

	17-21/10/19		25-29/10/19	
Very much support	53%	64%	46%	57%
Somewhat support	10%		10%	
Half-half	3%		4%	
Somewhat oppose	6%	28%	8%	30%
Very much oppose	22%		22%	
Don't know / hard to say	5%		9%	
Net value	+36%		+27%	



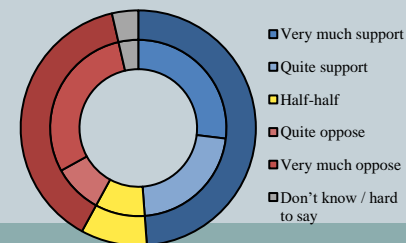
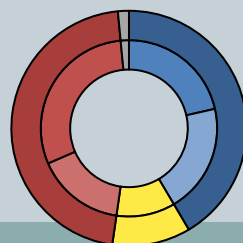
■ Very much support
■ Quite support
■ Half-half
■ Quite oppose
■ Very much oppose
■ Don't know / hard to say

Survey Result - We Hongkongers Panel Survey

6

- **Date of survey: 29-31/10/2019**
- **Question: Some people initiated a non-cooperation movement, which involved actions such as blocking traffic and going on strike, to push the government to respond to their demands. How much do you support or oppose the non-cooperation movement?**

	22-24/10/19		29-31/10/19	
Very much support	21%	42%	27%	49%
Somewhat support	20%		22%	
Half-half	11%		9%	
Somewhat oppose	16%	46%	9%	38%
Very much oppose	30%		29%	
Don't know / hard to say	2%		4%	
Net value	-5%		+10%	

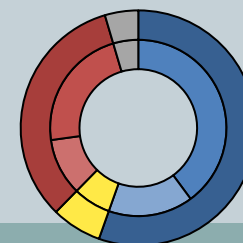
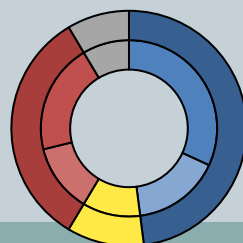


Survey Result - We Hongkongers Panel Survey

7

- **Date of survey: 29-31/10/2019**
- **Question: Some people initiated changes in consumption patterns, such as boycotting or supporting selected brands or shops to express their views toward the anti-extradition law protests. How much do you support or oppose such behavior?**

	22-24/10/19		29-31/10/19	
Very much support	32%	48%	40%	55%
Somewhat support	16%		16%	
Half-half	11%		7%	
Somewhat oppose	13%	33%	10%	33%
Very much oppose	20%		23%	
Don't know / hard to say	9%		5%	
Net value	+15%		+22%	



■ Very much support
■ Quite support
■ Half-half
■ Quite oppose
■ Very much oppose
■ Don't know / hard to say