



HONG KONG PUBLIC OPINION RESEARCH INSTITUTE

香港民意研究所

Hong Kong Public Opinion Program of Hong Kong Public Opinion Research Institute

PopPanel Research Report No. 94 cum “We Hongkongers” Research Report No. 65

Survey Date: 2 to 5 August 2021

Release Date: 13 August 2021

Copyright of this report was generated by the Hong Kong Public Opinion Program (HKPOP) and opened to the world.
HKPOP proactively promotes open data, open technology and the free flow of ideas, knowledge and information.
The predecessor of HKPOP was the Public Opinion Programme at The University of Hong Kong (HKUPOP).
“POP” in this publication may refer to HKPOP or HKUPOP as the case may be.

Research Background

"We Hongkongers" is an initiative advocated by Hong Kong Public Opinion Program (HKPOP) of Hong Kong Public Opinion Research Institute (HKPORI), with the support of many members of the civic society. With reference to the petition website "We the People" hosted by the White House of the United States, "We Hongkongers" aims to reflect public sentiment by conducting scientific research on any issues raised by Hong Kong citizens: https://www.pori.hk/wehongkongers_factsheet_20191017_chi.

"We Hongkongers" Project officially started on 17 October 2019, in the form of intensive rolling surveys. A total of 12 reports were published as of 23 December 2019. In mid-May 2020, in response to the rapid changes in Hong Kong's political and public sentiment, HKPOP redeveloped the "We Hongkongers" Project. Coupled with the rapid development of the "HKPOP Panel" established by PORI in July 2019, PORI decided to launch the "We Hongkongers Panel Survey" to further strengthen interaction with the public and as well as collect and analyze public opinion and there are 29 reports in total. In January 2021, PORI redeveloped the "We Hongkongers" Project again to strengthen the cooperation with non-governmental organizations, civil society organizations, concern groups and professional organizations, and the results will be released in the form of mini-forums to initiate policy discussions.

This report also represents Report No. 94 under HKPOP Panel survey series, as well as Report No. 65 under the "We Hongkongers" Project Series. The theme of this report is "Secondary/Primary School Resumption Arrangements".

HKPOP sent out emails to all panel members at the beginning of the survey, inviting them to fill in the questionnaire at the designated online platform. Members were allowed to make repeated submissions, while only the last submission of each individual member would be used for analysis.

Contact Information

Herewith the contact information of the “We Hongkongers” Panel Survey:

Table 1: Detailed Contact Information

Survey method	Online survey
Target population	HKPOP Panel samples, namely Hong Kong People Representative Panel (Probability-based Panel) and Hong Kong People Volunteer Panel (Non-probability-based Panel)
Weighting method	The figures are rim-weighted according to 1) gender-age distribution, educational attainment (highest level attended) distribution, economic activity status distribution of Hong Kong population and by District Councils population figures from Census and Statistics Department; 2) Voting results of District Councils Election from Registration and Electoral Office; 3) rating distribution of Chief Executive from regular tracking surveys.
Date of survey	2 August, 3pm – 5 August, 3pm
Total sample size	6,092
Response rate	6.6%
Sampling error ^[1]	Sampling error of percentages at +/-1% at 95% confidence level

[1] All error figures in this release are calculated at 95% confidence level. “95% confidence level” means that if we were to repeat a certain survey 100 times with different random samples, we would expect 95 times having the population parameter within the respective error margins calculated. Because of sampling errors, when quoting percentages, journalists should refrain from reporting decimal places, whereas one decimal place can be used when quoting rating figures.

PopPanel Composition

Regarding data collection, survey data from both the Hong Kong People Representative Panel and Hong Kong People Volunteer Panel were collected in the form of online questionnaire.

Among them, the Hong Kong People Representative Panel comes from members of the “HKPOP Panel” recruited in regular random telephone surveys. HKPOP uses “HKPOP Panel” as a framework for conducting surveys for different research projects, any eligible family member in the household may be invited to participate in a specific research.

Meanwhile, members of the Hong Kong People Volunteer Panel are recruited online. Citizens only need to self-register in HKPORI website to participate in online questionnaires.

All panel data collected will be adjusted using rim-weighting, to minimize the effects of self-selection bias or participation bias. Details are documented in the Weighting Procedure section.

Response Rate

HKPOP adopts a set of contact definition in compliance with most international standards. Historically, the social research community in Hong Kong has developed its own set of contact rates, cooperation rates, response rates, and so on. HKPOP normally reports the "success rate" for online surveys.

The calculation of the success rates in this study refers to the following tables.

Table 2: Calculation of success rate of the HKPOP Panel (by HKPOP definition)

Success rate	
=	$\frac{\text{Successful cases}}{\text{Panel size of the Hong Kong People Representative Panel}} \times 100.0\%$
=	$\frac{6,092}{92,421} \times 100.0\%$
=	6.6%

Weighting Procedure

HKPOP has continuously adopted and enhanced its weighting method over the past few decades. For this survey, HKPOP adopts a "2 by 5 by 2 by 4 by 18 by 3 by 13" weighting procedure involving seven variables, namely, gender, age, educational attainment, economic activity status, district (18 cells), voting record (3 cells) and rating of Chief Executive (13 cells). Basically, the raw data of practically all random telephone surveys conducted by HKPOP are rim-weighted by the figures obtained from the Hong Kong Census and Statistics Department and/or Registration and Electoral Office so that the marginal distribution of the sample in terms of gender, age, educational attainment and economic activity status would match with that of the general population figures from the Hong Kong Census and Statistics Department. The marginal distribution of the sample in terms of district and voting record would match that of the general population figures from the Hong Kong Census and Statistics Department and/or Registration and Electoral Office. The marginal distribution of the sample in terms of "rating of Chief Executive" would match that of the general population in HKPOP's regular tracking surveys. This rim-weighting method (sometimes called raking) is found to be the most practicable method in processing HKPOP's survey data.

Specifically, the gender and age groupings used for weighting are as follows:

- Male 12-29
- Male 30-39
- Male 40-49
- Male 50-59
- Male 60 or above
- Female 12-29
- Female 30-39
- Female 40-49
- Female 50-59
- Female 60 or above

The educational attainments used for weighting are as follows:

- Secondary or below
- Tertiary or above

The economic activity statuses used for weighting are as follows:

- Working population / Others
- Home-makers / Housewives
- Students
- Retired person

The districts used for weighting are as follows:

- Central and Western
- Wan Chai
- Eastern
- Southern
- Yau Tsim Mong
- Sham Shui Po
- Kowloon City
- Wong Tai Sin
- Kwun Tong
- Tsuen Wan
- Tuen Mun
- Yuen Long
- North
- Tai Po
- Sai Kung
- Sha Tin
- Kwai Tsing
- Islands

The voting records used for weighting are as follows:

- Candidates of pro-democracy camp
- Candidates of non-pro-democracy camp
- Did not vote / blank/void vote

The "rating of Chief Executive" groupings used for weighting are as follows:

- 0 mark
- 1-9 mark(s)
- 10-19 marks
- 20-29 marks
- 30-39 marks
- 40-49 marks
- 50 marks
- 51-60 marks
- 61-70 marks
- 71-80 marks
- 81-90 marks
- 91-99 marks
- 100 marks

Quantitative Analysis Results

Quantitative analysis results of the “We Hongkongers” Panel Survey, after applying the standard weighting procedures, are as follows, all questions listed hereby are opinion questions:

Table 3: Q1 Survey results, by camp type; Survey period: 2-5/8/2021

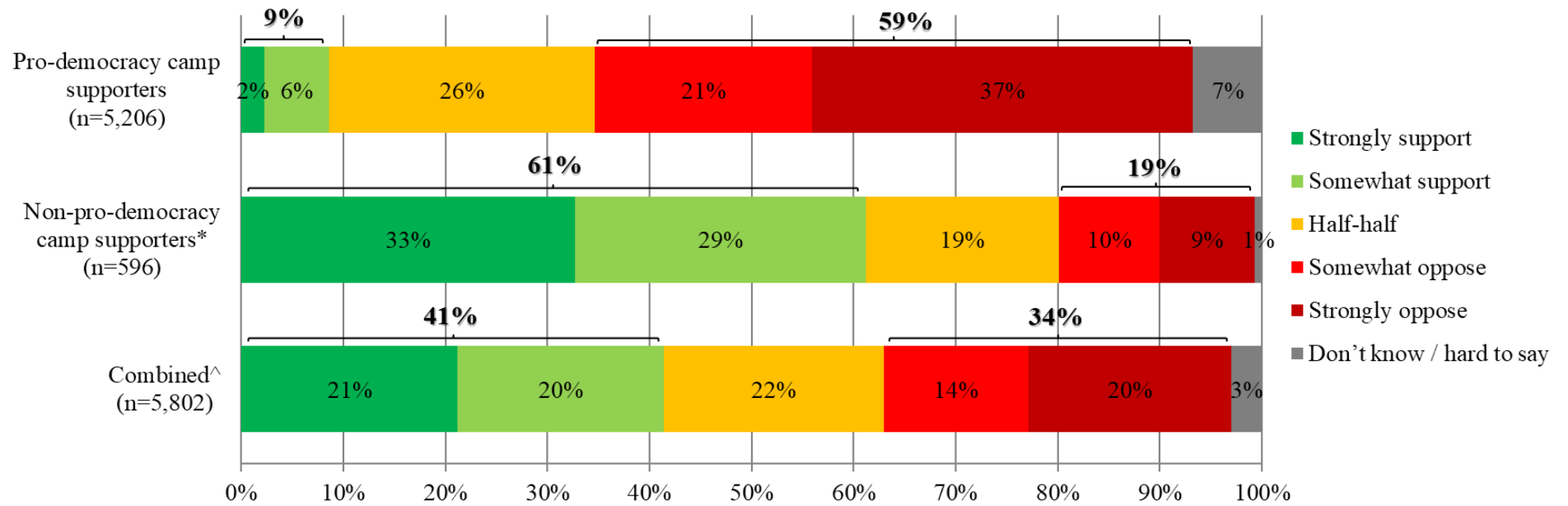
Q1 The government has announced that primary and secondary schools will first resume half-day classes in September, while full-day class resumption will wait until 70% of all teachers and students have been vaccinated. How much do you support or oppose this policy?	Pro-democracy camp supporters (Base=5,206)	Non-pro-democracy camp supporters^[2] (Base=596)	Combined^[3] (Base=5,802)
<p>Strongly support</p> <p>Somewhat support } Support</p> <p>Half-half</p> <p>Somewhat oppose</p> <p>Strongly oppose } Oppose</p> <p>Don't know / hard to say</p>	<p>2%</p> <p>6% } 9%</p> <p>26%</p> <p>21%</p> <p>37% } 59%</p> <p>7%</p>	<p>33%</p> <p>29% } 61%</p> <p>19%</p> <p>10%</p> <p>9% } 19%</p> <p>1%</p>	<p>21%</p> <p>20% } 41%</p> <p>22%</p> <p>14%</p> <p>20% } 34%</p> <p>3%</p>
<p>Mean^[4]</p>	<p>2.1</p>	<p>3.7</p>	<p>3.1</p>

[2] Include: pro-establishment camp supporters, centrist supporters, no political inclination / politically neutral / do not belong to any camp

[3] The aggregated figures come from adjusting the by-group weighted figures using ratio of “pan-democratic” vs “non-pan-democratic” collected in regular tracking survey.

[4] The mean value is calculated by quantifying all individual responses into 1, 2, 3, 4, 5 marks according to their degree of positive level, where 1 is the lowest and 5 the highest, and then calculate the sample mean.

Chart 1: Q1 Combined chart, by camp type



* Include: pro-establishment camp supporters, centrist supporters, no political inclination / politically neutral / do not belong to any camp

^ The aggregated figures come from adjusting the by-group weighted figures using ratio of "pan-democratic" vs "non-pan-democratic" collected in regular tracking survey

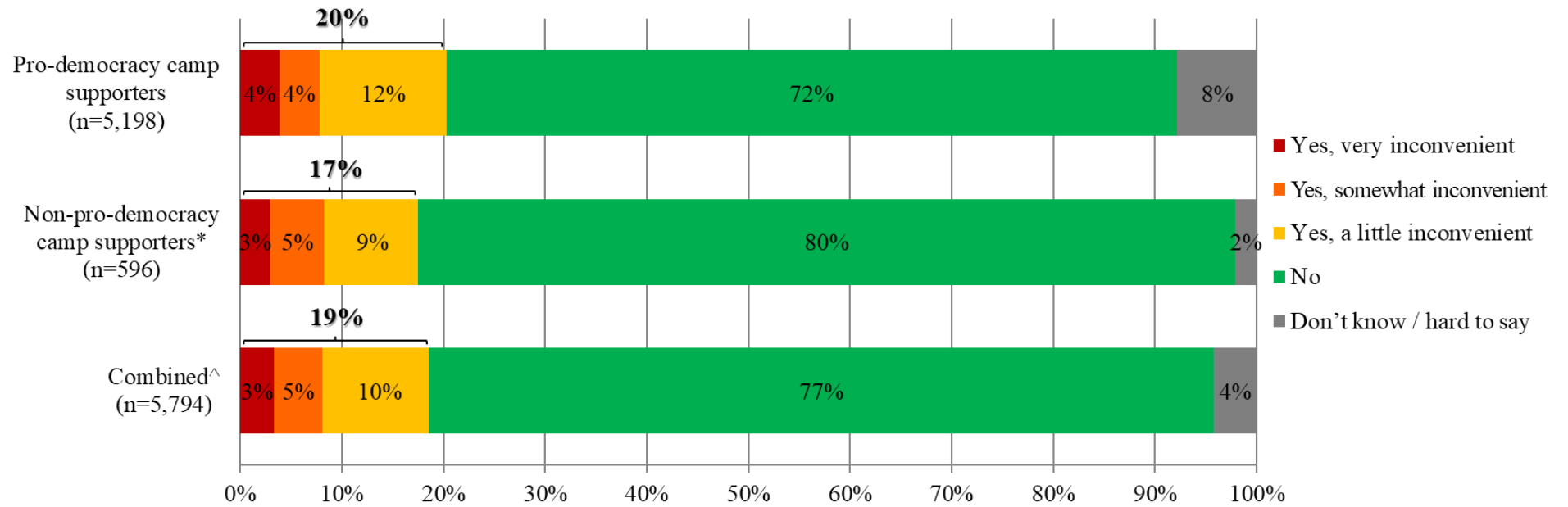
Table 4: Q2 Survey results, by camp type; Survey period: 2-5/8/2021

Q2 Primary and secondary schools will first resume half-day classes in September. Will this bring inconvenience to you?	Pro-democracy camp supporters (Base=5,198)	Non-pro-democracy camp supporters^[5] (Base=596)	Combined^[6] (Base=5,794)
Yes, very inconvenient	4%	3%	3%
Yes, somewhat inconvenient } Yes	4% } 20%	5% } 17%	5% } 19%
Yes, a little inconvenient	12%	9%	10%
No	72%	80%	77%
Don't know / hard to say	8%	2%	4%

[5] Include: pro-establishment camp supporters, centrist supporters, no political inclination / politically neutral / do not belong to any camp

[6] The aggregated figures come from adjusting the by-group weighted figures using ratio of “pan-democratic” vs “non-pan-democratic” collected in regular tracking survey.

Chart 2: Q2 Combined chart, by camp type



* Include: pro-establishment camp supporters, centrist supporters, no political inclination / politically neutral / do not belong to any camp

^ The aggregated figures come from adjusting the by-group weighted figures using ratio of "pan-democratic" vs "non-pan-democratic" collected in regular tracking survey

Table 5: Q3 Survey results, by camp type; Survey period: 2-5/8/2021

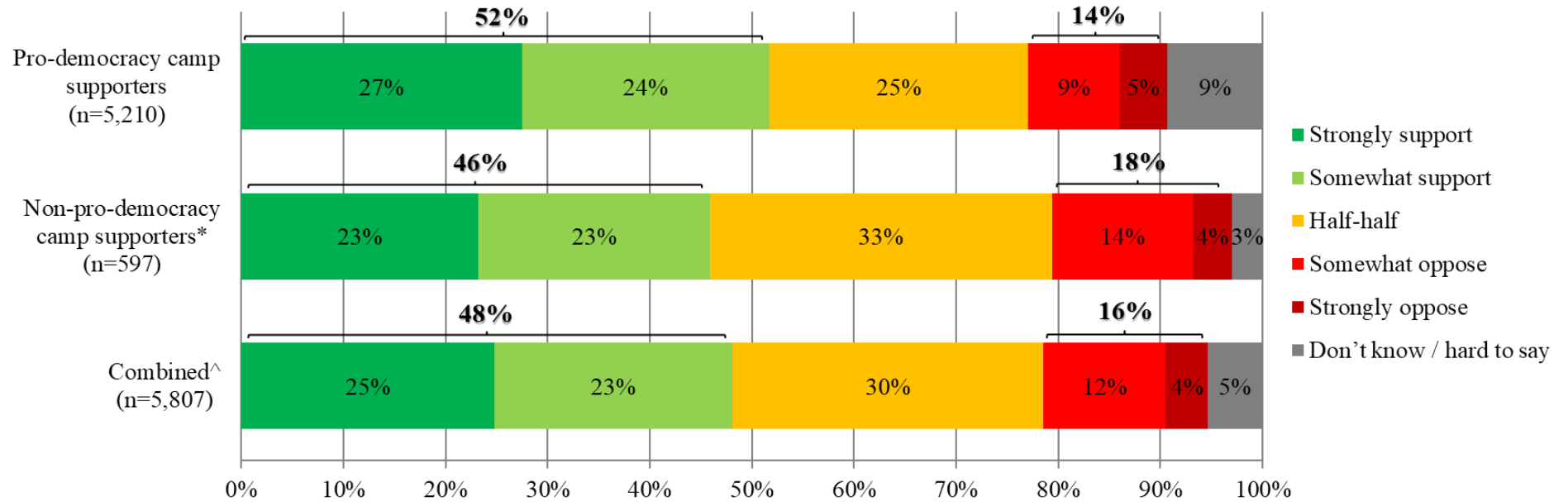
Q3 How much do you support or oppose full-day class resumption for primary and secondary schools in September?	Pro-democracy camp supporters (Base=5,210)	Non-pro-democracy camp supporters ^[7] (Base=597)	Combined ^[8] (Base=5,807)
Strongly support	27%	23%	25%
Somewhat support	24%	23%	23%
Half-half	25%	33%	30%
Somewhat oppose	9%	14%	12%
Strongly oppose	5%	4%	4%
Don't know / hard to say	9%	3%	5%
Mean^[9]	3.7	3.5	3.6

[7] Include: pro-establishment camp supporters, centrist supporters, no political inclination / politically neutral / do not belong to any camp

[8] The aggregated figures come from adjusting the by-group weighted figures using ratio of “pan-democratic” vs “non-pan-democratic” collected in regular tracking survey.

[9] The mean value is calculated by quantifying all individual responses into 1, 2, 3, 4, 5 marks according to their degree of positive level, where 1 is the lowest and 5 the highest, and then calculate the sample mean.

Chart 3: Q3 Combined chart, by camp type



* Include: pro-establishment camp supporters, centrist supporters, no political inclination / politically neutral / do not belong to any camp

^ The aggregated figures come from adjusting the by-group weighted figures using ratio of "pan-democratic" vs "non-pan-democratic" collected in regular tracking survey

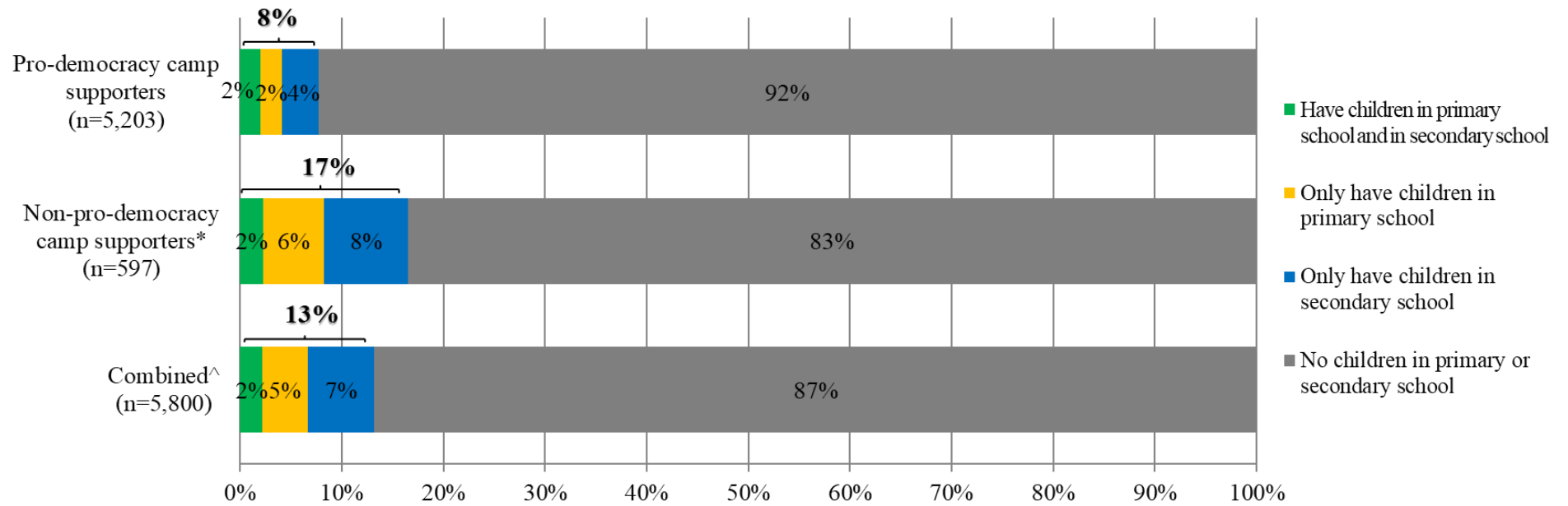
Table 6: Q4 Survey results, by camp type; Survey period: 2-5/8/2021

Q4 Do you have any children in primary or secondary school in the 2021-22 academic year?	Pro-democracy camp supporters (Base=5,203)	Non-pro-democracy camp supporters ^[10] (Base=597)	Combined ^[11] (Base=5,800)
Have children in primary school and in secondary school	2%	2%	2%
Only have children in primary school } Yes	2% } 8%	6% } 17%	5% } 13%
Only have children in secondary school	4%	8%	7%
No children in primary or secondary school	92%	83%	87%

[10] Include: pro-establishment camp supporters, centrist supporters, no political inclination / politically neutral / do not belong to any camp

[11] The aggregated figures come from adjusting the by-group weighted figures using ratio of “pan-democratic” vs “non-pan-democratic” collected in regular tracking survey.

Chart 4: Q4 Combined chart, by camp type



* Include: pro-establishment camp supporters, centrist supporters, no political inclination / politically neutral / do not belong to any camp

^ The aggregated figures come from adjusting the by-group weighted figures using ratio of "pan-democratic" vs "non-pan-democratic" collected in regular tracking survey

Table 7 : Q1xQ4 Cross-tabulation Analysis (Base=5,794)

		Q4 Do you have any children in primary or secondary school in the 2021-22 academic year?	
		Yes	No
Q1 The government has announced that primary and secondary schools will first resume half-day classes in September, while full-day class resumption will wait until 70% of all teachers and students have been vaccinated. How much do you support or oppose this policy?	Support	63%	38%
	Half-half	16%	22%
	Oppose	21%	36%
	Don't know / hard to say	<1%	3%

Table 8 : Q2xQ4 Cross-tabulation Analysis (Base=5,786)

		Q4 Do you have any children in primary or secondary school in the 2021-22 academic year?	
		Yes	No
Q2 Primary and secondary schools will first resume half-day classes in September. Will this bring inconvenience to you?	Yes	65%	11%
	No	35%	84%
	Don't know / hard to say	<1%	5%

Table 9 : Q3xQ4 Cross-tabulation Analysis (Base=5,799)

		Q4 Do you have any children in primary or secondary school in the 2021-22 academic year?	
		Yes	No
Q3 How much do you support or oppose full-day class resumption for primary and secondary schools in September?	Support	59%	46%
	Half-half	28%	31%
	Oppose	12%	17%
	Don't know / hard to say	<1%	6%

Appendices

Appendix 1: Demographic profile of respondents

Gender:	Pro-democracy camp supporters				Non-pro-democracy camp supporters #				Total			
	Raw sample		Weighted sample		Raw sample		Weighted sample		Raw sample		Weighted sample	
	Freq	%	Freq	%	Freq	%	Freq	%	Freq	%	Freq	%
Male	2,973	57.1%	846	40.0%	329	55.1%	1,874	53.1%	3,302	56.9%	2,719	48.2%
Female	2,231	42.8%	1,268	60.0%	266	44.6%	1,653	46.9%	2,497	43.0%	2,922	51.8%
Other	7	0.1%	<1	<0.1%	2	0.3%	<1	<0.1%	9	0.2%	<1	<0.1%
Total	5,211	100.0%	2,114	100.0%	597	100.0%	3,527	100.0%	5,808	100.0%	5,641	100.0%
Missing case(s)	0		0		0		0		0		0	

Age:	Pro-democracy camp supporters				Non-pro-democracy camp supporters #				Total			
	Raw sample		Weighted sample		Raw sample		Weighted sample		Raw sample		Weighted sample	
	Freq	%	Freq	%	Freq	%	Freq	%	Freq	%	Freq	%
12 - 29	758	14.6%	672	31.8%	40	6.7%	285	8.1%	798	13.7%	957	17.0%
30 - 39	1,265	24.3%	338	16.0%	115	19.3%	431	12.2%	1,380	23.8%	769	13.6%
40 - 49	1,300	25.0%	366	17.3%	144	24.1%	692	19.6%	1,444	24.9%	1,057	18.7%
50 - 59	1,184	22.7%	471	22.3%	167	28.0%	1,378	39.1%	1,351	23.3%	1,848	32.8%
60 or above	701	13.5%	269	12.7%	131	21.9%	741	21.0%	832	14.3%	1,009	17.9%
Total	5,208	100.0%	2,114	100.0%	597	100.0%	3,527	100.0%	5,805	100.0%	5,641	100.0%
Missing case(s)	3		<1		0		0		3		<1	

Education attainment:	Pro-democracy camp supporters				Non-pro-democracy camp supporters #				Total			
	Raw sample		Weighted sample		Raw sample		Weighted sample		Raw sample		Weighted sample	
	Freq	%	Freq	%	Freq	%	Freq	%	Freq	%	Freq	%
Primary or below	9	0.2%	<1	<0.1%	2	0.3%	20	0.6%	11	0.2%	20	0.4%
Secondary	755	14.5%	962	45.5%	136	22.9%	1,283	36.5%	891	15.4%	2,246	39.9%
Tertiary or above	4,441	85.3%	1,151	54.5%	456	76.8%	2,215	63.0%	4,897	84.4%	3,366	59.8%
Total	5,205	100.0%	2,114	100.0%	594	100.0%	3,518	100.0%	5,799	100.0%	5,632	100.0%
Missing case(s)	6		1		3		9		9		10	

Occupation:	Pro-democracy camp supporters				Non-pro-democracy camp supporters #				Total			
	Raw sample		Weighted sample		Raw sample		Weighted sample		Raw sample		Weighted sample	
	Freq	%	Freq	%	Freq	%	Freq	%	Freq	%	Freq	%
Administrators and professionals	2,129	41.0%	327	15.5%	218	36.7%	951	27.0%	2,347	40.5%	1,278	22.7%
Clerks and service workers	1,380	26.6%	773	36.6%	148	24.9%	703	20.0%	1,528	26.4%	1,476	26.2%
Workers	103	2.0%	115	5.5%	14	2.4%	83	2.4%	117	2.0%	199	3.5%
Students	215	4.1%	181	8.6%	11	1.9%	184	5.2%	226	3.9%	365	6.5%
Home-makers / housewives	224	4.3%	229	10.9%	25	4.2%	313	8.9%	249	4.3%	542	9.6%
Others	1,143	22.0%	486	23.0%	178	30.0%	1,283	36.5%	1,321	22.8%	1,769	31.4%
Total	5,194	100.0%	2,111	100.0%	594	100.0%	3,518	100.0%	5,788	100.0%	5,629	100.0%
Missing case(s)	17		4		3		9		20		13	

District:	Pro-democracy camp supporters				Non-pro-democracy camp supporters #				Total			
	Raw sample		Weighted sample		Raw sample		Weighted sample		Raw sample		Weighted sample	
	Freq	%	Freq	%	Freq	%	Freq	%	Freq	%	Freq	%
Central & Western	215	4.2%	26	1.3%	26	4.4%	216	6.2%	241	4.2%	243	4.3%
Wan Chai	130	2.5%	1	0.1%	17	2.9%	126	3.6%	147	2.6%	128	2.3%
Eastern	529	10.3%	93	4.4%	55	9.3%	232	6.6%	584	10.2%	324	5.8%
Southern	194	3.8%	94	4.5%	26	4.4%	168	4.8%	220	3.8%	262	4.7%
Yau Tsim Mong	224	4.3%	142	6.8%	21	3.6%	131	3.7%	245	4.3%	273	4.9%
Sham Shui Po	249	4.8%	46	2.2%	34	5.8%	295	8.4%	283	4.9%	341	6.1%
Kowloon City	269	5.2%	89	4.3%	37	6.3%	255	7.3%	306	5.3%	344	6.2%
Wong Tai Sin	259	5.0%	112	5.4%	31	5.3%	167	4.8%	290	5.1%	279	5.0%
Kwun Tong	380	7.4%	288	13.8%	40	6.8%	198	5.6%	420	7.3%	486	8.7%
Tsuen Wan	246	4.8%	134	6.4%	40	6.8%	178	5.1%	286	5.0%	312	5.6%
Tuen Mun	289	5.6%	202	9.7%	34	5.8%	144	4.1%	323	5.6%	346	6.2%
Yuen Long	343	6.7%	98	4.7%	48	8.1%	350	10.0%	391	6.8%	448	8.0%
North	184	3.6%	12	0.6%	15	2.5%	190	5.4%	199	3.5%	202	3.6%
Tai Po	227	4.4%	249	12.0%	24	4.1%	121	3.5%	251	4.4%	370	6.6%
Sai Kung	422	8.2%	92	4.4%	40	6.8%	280	8.0%	462	8.0%	372	6.7%
Sha Tin	597	11.6%	171	8.2%	54	9.2%	241	6.9%	651	11.3%	412	7.4%
Kwai Tsing	288	5.6%	180	8.7%	37	6.3%	137	3.9%	325	5.7%	318	5.7%
Islands	106	2.1%	52	2.5%	10	1.7%	75	2.1%	116	2.0%	127	2.3%
Total	5,151	100.0%	2,081	100.0%	589	100.0%	3,503	100.0%	5,740	100.0%	5,584	100.0%
Missing case(s)	60		34		8		24		68		57	

Political inclination:	Pro-democracy camp supporters				Non-pro-democracy camp supporters #				Total			
	Raw sample		Weighted sample		Raw sample		Weighted sample		Raw sample		Weighted sample	
	Freq	%	Freq	%	Freq	%	Freq	%	Freq	%	Freq	%
Pro-democracy camp	3,003	57.6%	1,366	64.6%	0	0.0%	0	0.0%	3,003	51.7%	1,366	24.2%
Pro-establishment camp	0	0.0%	0	0.0%	44	7.4%	485	13.7%	44	0.8%	485	8.6%
Localist	2,208	42.4%	749	35.4%	0	0.0%	0	0.0%	2,208	38.0%	749	13.3%
Centrist	0	0.0%	0	0.0%	200	33.5%	1,212	34.4%	200	3.4%	1,212	21.5%
Others	0	0.0%	0	0.0%	0	0.0%	0	0.0%	0	0.0%	0	0.0%
No political inclination / politically neutral / don't belong to any camp	0	0.0%	0	0.0%	353	59.1%	1,830	51.9%	353	6.1%	1,830	32.4%
Don't know / hard to say	0	0.0%	0	0.0%	0	0.0%	0	0.0%	0	0.0%	0	0.0%
Total	5,211	100.0%	2,114	100.0%	597	100.0%	3,527	100.0%	5,808	100.0%	5,641	100.0%
Missing case(s)	0		0		0		0		0		0	

Voted political camp:	Pro-democracy camp supporters				Non-pro-democracy camp supporters #				Total			
	Raw sample		Weighted sample		Raw sample		Weighted sample		Raw sample		Weighted sample	
	Freq	%	Freq	%	Freq	%	Freq	%	Freq	%	Freq	%
Democratic	4,955	95.6%	1,093	52.0%	373	62.6%	423	12.1%	5,328	92.2%	1,516	27.0%
Non-democratic	10	0.2%	102	4.9%	108	18.1%	1,654	47.1%	118	2.0%	1,757	31.3%
Did not vote / blank vote / void vote / don't know / hard to say / refuse to answer	150	2.9%	497	23.6%	86	14.4%	1,059	30.2%	236	4.1%	1,557	27.7%
Not a registered voter	70	1.4%	410	19.5%	29	4.9%	372	10.6%	99	1.7%	782	13.9%
Total	5,185	100.0%	2,103	100.0%	596	100.0%	3,508	100.0%	5,781	100.0%	5,611	100.0%

*(Only for respondents aged 18 or above or refuse to answer age)

Including pro-establishment camp supporters, centrist supporters, no political inclination / politically neutral / do not belong to any camp

Appendix 2: Contact Information

Total valid samples	6,092
Survey period	2-5/8/2021
Success rate	6.6%
Questionnaires sent out	92,421
Questionnaires received	6,856
Ineligible samples	77
Invalid samples	16
Incomplete samples	671
Standard error	0.6%
Sampling error	3.7%

Appendix 3: Quantitative analyses

Q1 Survey results; Survey period: 2-5/8/2021

Q1 The government has announced that primary and secondary schools will first resume half-day classes in September, while full-day class resumption will wait until 70% of all teachers and students have been vaccinated. How much do you support or oppose this policy?	Pro-democracy camp supporters	Non-pro-democracy camp supporters #	Total
	Percentages (Base=2,114)	Percentages (Base=3,499)	Percentages (Base=5,613)
Strongly support } Support	2.3%	32.7%	21.2%
Somewhat support }	6.3%	28.5%	20.2%
Half-half	26.0%	18.9%	21.6%
Somewhat oppose }	21.3%	9.8%	14.1%
Strongly oppose } Oppose	37.3%	9.4%	19.9%
Don't know / hard to say	6.7%	0.7%	3.0%
Total	100.0%	100.0%	100.0%
Mean values	2.1	3.7	3.0
Standard error of mean	<0.1	<0.1	<0.1
Median	2.0	4.0	3.0
Refuse to answer	<1	28	28
Net value (Support - Oppose)	-50.1%	+42.0%	+7.3%

Including pro-establishment camp supporters, centrist supporters, no political inclination / politically neutral / do not belong to any camp

Q2 Survey results; Survey period: 2-5/8/2021

Q2 Primary and secondary schools will first resume half-day classes in September. Will this bring inconvenience to you?	Pro-democracy camp supporters	Non-pro-democracy camp supporters #	Total
	Percentages (Base=164)	Percentages (Base=74)	Percentages (Base=238)
Yes, very inconvenient	3.8%	3.0%	3.3%
Yes, somewhat inconvenient } Yes	4.0% } 20.3%	5.2% } 17.5%	4.8% } 18.5%
Yes, a little inconvenient	12.5%	9.3%	10.5%
No	71.9%	80.4%	77.2%
Don't know / hard to say	7.8%	2.1%	4.2%
Total	100.0%	100.0%	100.0%
<i>Refuse to answer</i>	20	<1	20
Net value (Yes - No)	-51.6%	-62.9%	-58.7%

Including pro-establishment camp supporters, centrist supporters, no political inclination / politically neutral / do not belong to any camp

Q3 Survey results; Survey period: 2-5/8/2021

Q3 How much do you support or oppose full-day class resumption for primary and secondary schools in September?	Pro-democracy camp supporters	Non-pro-democracy camp supporters #	Total
	Percentages (Base=2,114)	Percentages (Base=3,527)	Percentages (Base=5,641)
Strongly support	27.5%	23.2%	24.8%
Somewhat support } Support	24.2% } 51.7%	22.7% } 45.9%	23.3% } 48.1%
Half-half	25.3%	33.5%	30.4%
Somewhat oppose	8.9%	13.8%	12.0%
Strongly oppose } Oppose	4.7% } 13.6%	3.7% } 17.6%	4.1% } 16.1%
Don't know / hard to say	9.3%	3.0%	5.4%
Total	100.0%	100.0%	100.0%
Mean values	3.7	3.5	3.5
Standard error of mean	<0.1	<0.1	<0.1
Median	4.0	3.0	4.0
<i>Refuse to answer</i>	<1	0	<1
Net value (Support - Oppose)	+38.1%	+28.3%	+32.0%

Including pro-establishment camp supporters, centrist supporters, no political inclination / politically neutral / do not belong to any camp

Q4 Survey results; Survey period: 2-5/8/2021

Q4 Do you have any children in primary or secondary school in the 2021-22 academic year?	Pro-democracy camp supporters	Non-pro-democracy camp supporters #	Total
	Percentages (Base=2,114)	Percentages (Base=3,527)	Percentages (Base=5,641)
Have children in primary school and in secondary school	2.0%	2.3%	2.2%
Only have children in primary school }Yes	2.1% }7.7%	6.0% }16.5%	4.5% }13.2%
Only have children in secondary school	3.6%	8.3%	6.5%
No children in primary or secondary school }No	92.3% }92.3%	83.5% }83.5%	86.8% }86.8%
Total	100.0%	100.0%	100.0%
Refuse to answer	<1	0	<1
Net value (Yes - No)	-84.6%	-67.0%	-73.6%

Including pro-establishment camp supporters, centrist supporters, no political inclination / politically neutral / do not belong to any camp

Appendix 4: Survey questionnaire (2-5/8/2021)

We Hongkongers & Community Health Survey

Hong Kong Public Opinion Research Institute is politically neutral. We welcome different opinions. All personal data will be kept strictly confidential. You can fill in the questionnaire again to express your latest views. When we need to work on the data, your last submission will be used. For enquiries, please email us at panel@pori.hk.

Last updated: xxxx-xx-xx

Tentative next update: xxxx-xx-xx

***Required**

Eligibility Confirmation

Are you a Hong Kong resident aged 12 or above? *

- Yes
- No

(New member) Please first register as a HKPOP Panel member at

<https://www.pori.hk/panel.html?lang=en> *

- Already registered as a member earlier (Please go to the survey platform by clicking on the designated hyperlink sent to you by email)
- Have just registered as a member
- Not yet registered as a member, and will register after completing the survey (Please note: Your response will be removed if you have not yet successfully registered as a member at the time of data analysis)

(New member) Email used / will be used in registration: *

We Hongkongers Series

Are you aged 18 or above?

- Yes
- No [Skip questions related to election](#)

How familiar are you with the new system of Election Committee Subsector Elections?

- Very familiar
- Somewhat familiar
- Half-half

- Somewhat unfamiliar
- Very unfamiliar
- Don't know / hard to say

Have you ever participated in the Election Committee Subsector Elections?

- Never qualified to register as voter
- Qualified to register as voter (but never registered)
- Registered as voter (but never voted)
- Voted in the election
- Don't know / hard to say

Under the new system, will you be able to participate in the Election Committee Subsector Elections?

(The first and second answers can be selected at the same time)

- Qualified to register as individual voter
- Qualified to register as corporate voter
- Not qualified to register as voter, but there are voter(s) that represent me
- Not at all
- Don't know / hard to say

(Only ask respondents who answer "not qualified to register as voter, but there are voter(s) that represent me" in the previous question)

Following the previous question, to what extent do you think the voter(s) of the Subsector Election can represent you?

- Very much can
- Somewhat can
- Half-half
- Somewhat can't
- Very much can't
- Don't know / hard to say

Community Health

How likely do you think it is that you will contract novel coronavirus pneumonia over the next one month?

(Please select the closest answer)

- 0% chance (Certainly not)
- 0.001% chance (1 in 100,000)
- 0.01% chance (1 in 10,000)
- 0.1% chance (1 in 1,000)
- 1% chance (1 in 100)

- 5% chance (1 in 20)
- 10% chance (1 in 10)
- 15% chance
- 20% chance
- 25% chance
- 30% chance
- 35% chance
- 40% chance
- 45% chance
- 50% chance
- 60% chance
- 70% chance
- 80% chance
- 90% chance
- 100% chance (Certainly will)
- Don't know / hard to say
- Other: _____

How satisfied or dissatisfied are you with the government's performance in handling novel coronavirus pneumonia?

- Very much satisfied
- Somewhat satisfied
- Half-half
- Somewhat dissatisfied
- Very much dissatisfied
- Don't know / hard to say

The government has announced that primary and secondary schools will first resume half-day classes in September, while full-day class resumption will wait until 70% of all teachers and students have been vaccinated. How much do you support or oppose this policy?

- Strongly support
- Somewhat support
- Half-half
- Somewhat oppose
- Strongly oppose
- Don't know / hard to say

Primary and secondary schools will first resume half-day classes in September. Will this bring inconvenience to you?

- Yes, very inconvenient
- Yes, somewhat inconvenient

- Yes, a little inconvenient
- No
- Don't know / hard to say

How much do you support or oppose full-day class resumption for primary and secondary schools in September?

- Strongly support
- Somewhat support
- Half-half
- Somewhat oppose
- Strongly oppose
- Don't know / hard to say

Do you have any children in primary or secondary school in the 2021-22 academic year?

- Have children in primary school and in secondary school
- Only have children in primary school
- Only have children in secondary school
- No children in primary or secondary school

Other Opinions

Please rate on a scale of 0 to 100 your extent of support to the Chief Executive Carrie Lam, with 0 indicating absolutely not supportive, 100 indicating absolutely supportive and 50 indicating half-half. How would you rate the Chief Executive Carrie Lam?

- _____
- Don't know / hard to say

Generally speaking, how satisfied or dissatisfied are you with the current in Hong Kong?

(Randomise the three conditions)

	Very much satisfied	Somewhat satisfied	Half-half	Somewhat dissatisfied	Very much dissatisfied	Don't know / hard to say
Political condition						
Economic condition						
Livelihood condition						

Other Opinions

Do you have any survey question to suggest for our surveys?

(If you do not have any suggestion, please leave this space blank.)

Do you have any message you want us to forward to your District Councillor or other locally known persons you name here? (Please provide their identities and your contacts)

(The request you make here is not part of our study. We simply want to assist people who want to send a message to current or former District Councillor, new or senior community leaders, persons in charge of community organisations, and so on. If you do not have any suggestion, please leave this space blank.)

Personal Information

(Registered member) This section is about personal information. If you have already provided relevant information in this survey series and have nothing to add or update, you may skip these questions. We will use the past data you provided in this survey series for analysis.

- I have already provided my personal information, and has nothing to add or update ([skip questions on personal information](#))
- Provide / update personal information now

Gender

- Male
- Female
- Other

Age

- _____ years old
- 12 - 14
- 15 - 17
- 18 - 19
- 20 - 24
- 25 - 29
- 30 - 34
- 35 - 39
- 40 - 44
- 45 - 49
- 50 - 54
- 55 - 59
- 60 - 64
- 65 - 69
- 70 or above

Educational attainment

(The highest level attended, regardless of whether you have completed the course, including what you are attending)

- Primary or below
- Lower secondary (Secondary 1 to 3)
- Upper secondary (Secondary 4 to 7 / DSE / Yi Jin)
- Tertiary: non-degree course (including diploma / certificate / sub-degree course)
- Tertiary: bachelor degree course
- Tertiary: postgraduate school or above

Occupation

(Owner / self-employed / freelance / part time / civil servant are not valid answers, please answer according to the job nature or content)

- Administrator and professional
- Clerical and service worker
- Production worker
- Student
- Home-maker / housewife
- Retired person
- Unemployed / between jobs / other non-employed
- Other: _____

Which of the following best describes your political inclination?

(Randomise the four camps)

- Localist
- Pro-democracy camp
- Centrist
- Pro-establishment camp
- Other: _____
- No political inclination / politically neutral / do not belong to any camp
- Don't know / hard to say

Area of residence

- Central & Western District
- Wan Chai
- Eastern District
- Southern District
- Yau Tsim Mong
- Sham Shui Po
- Kowloon City
- Wong Tai Sin
- Kwun Tong
- Tsuen Wan
- Tuen Mun

- Yuen Long
- North District
- Tai Po
- Sai Kung
- Sha Tin
- Kwai Tsing
- Islands

Which candidate did you vote for in the 2019 District Council Election?

- Candidate of pro-democracy camp, including localist
- Candidate of non-pro-democracy camp, including pro-establishment camp and centrist
- Don't know / hard to say
- Blank / void vote
- Did not vote ([was a registered voter of the election](#))
- Did not vote ([was not a registered voter of the election](#))

End of Questionnaire

Thank you for completing the survey. For enquiries, please email us at panel@pori.hk.