

# POP



---

HONG KONG PUBLIC OPINION PROGRAM

HONG KONG PUBLIC OPINION RESEARCH INSTITUTE

香港民意研究所 之 香港民意研究計劃

---

**Community Democracy Project -**

**Community Health Module**

**Press Release**

**July 17, 2020**

# Contact Information - Community Health Module

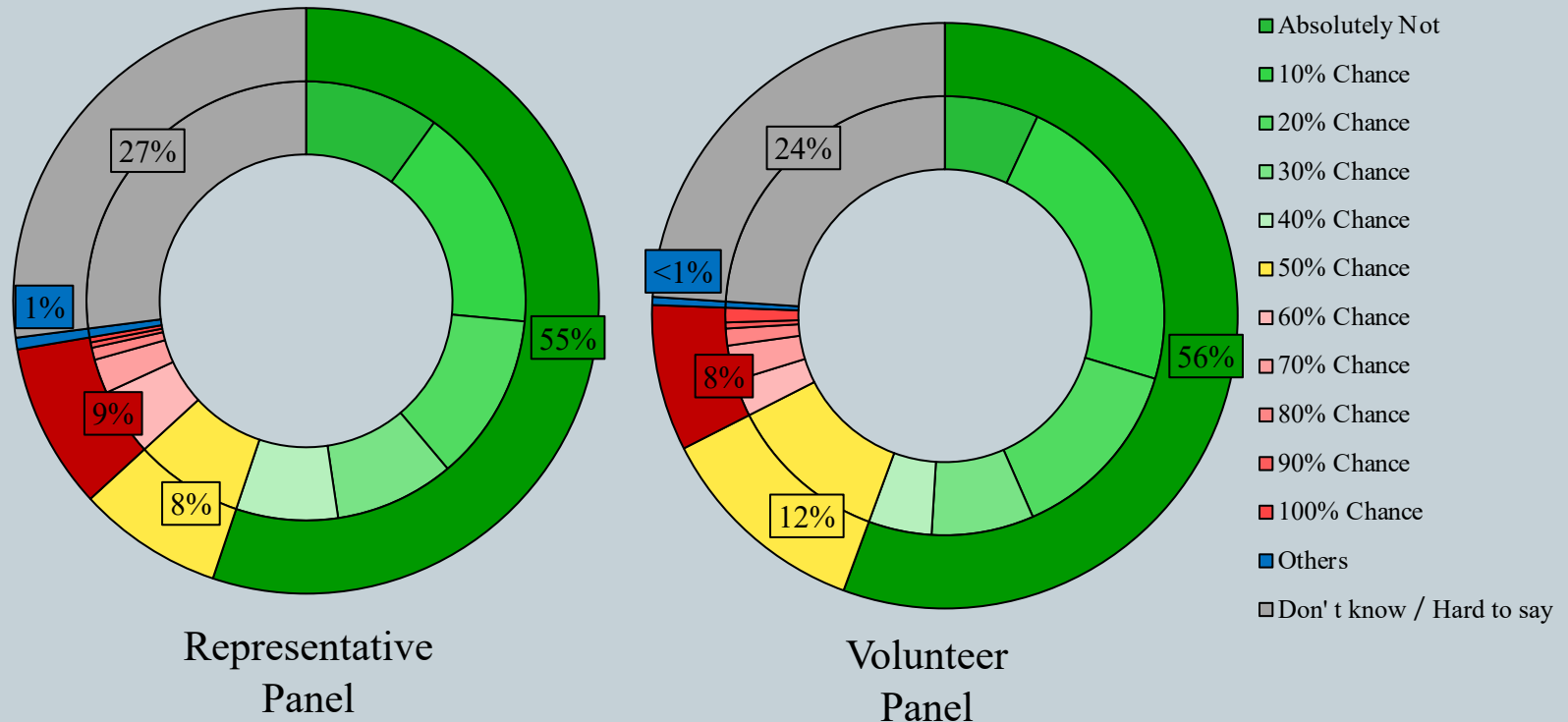
2

	<b>HKPOP Panel</b>	
Date of survey	July 9, 3pm – July 16, 3pm	
Survey method	Online survey	
Target population	Hong Kong residents aged 12+	
	Representative Panel	Volunteer Panel
Total sample size	872	8,958
Response rate	11.1%	13.4%
Sampling error	Sampling error of percentages at +/-3% at 95% confidence level	Sampling error of percentages at +/-1% at 95% confidence level
Weighting method	The figures are rim-weighted according to 1) gender-age distribution of Hong Kong population and by District Councils population figures from Census and Statistics Department; 2) Voting results of District Councils Election from Registration and Electoral Office; 3) rating distribution of Chief Executive from regular tracking surveys.	

# Survey Result - Community Health Module

3

- Latest Date of survey: 9-16/7/2020
- Question: How likely do you think you will be infected with the Novel Coronavirus (COVID-19) in the next month, also known as “Wuhan pneumonia”?

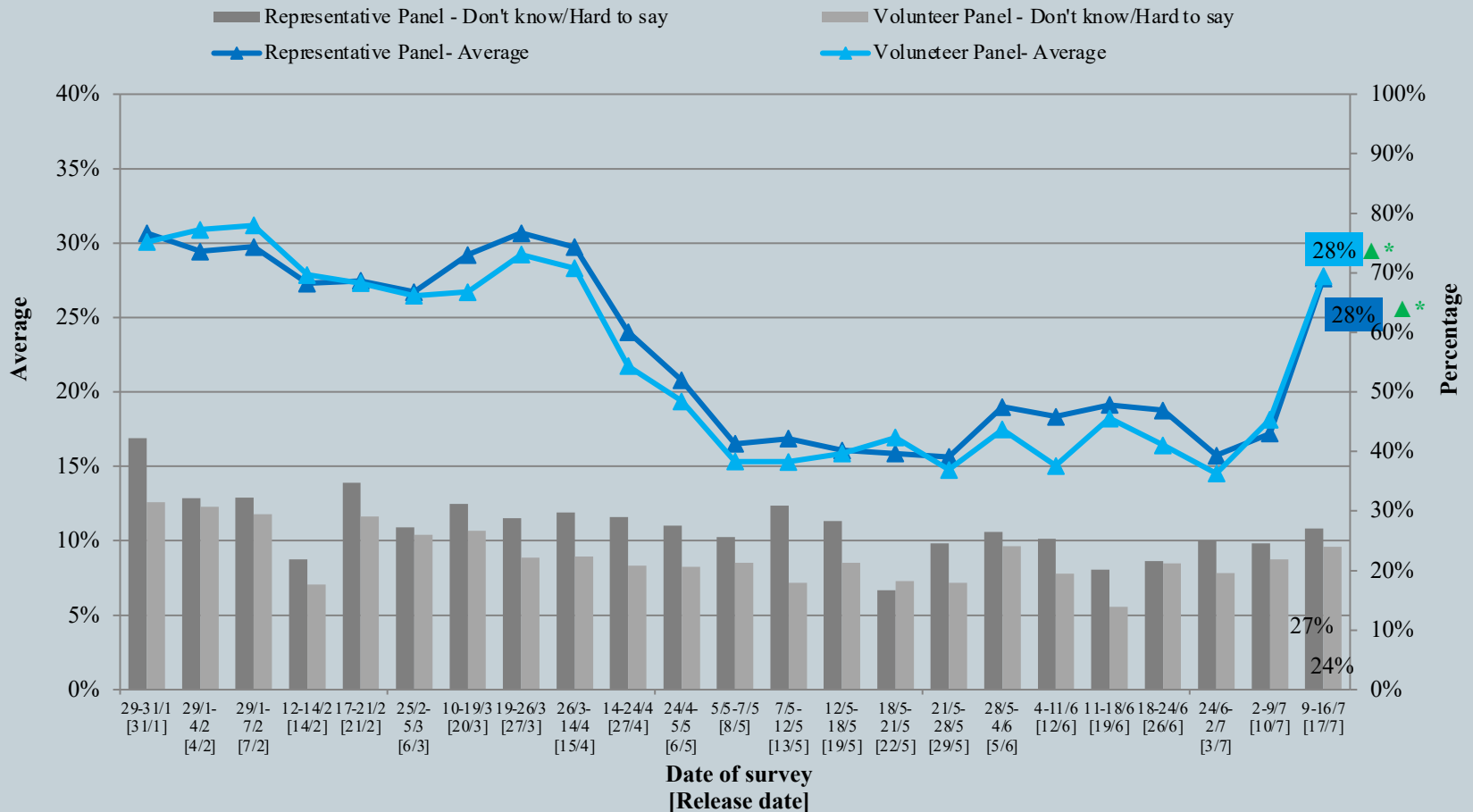


^ The answer options are 0-10 scale and “others/don't know/hard to say”.

# Survey Result - Community Health Module

4

## Assessment of the public's expected chance of COVID-19 infection



^ The answer options are 0-10 scale and "others/don't know/hard to say".

\* Significant change

# Survey Result - Community Health Module

5

- **Latest Date of survey: 9-16/7/2020**
- **Last Date of survey: 2-9/7/2020** (*Representative Panel N=812 Volunteer Panel N=7,886*)

Opinion Question <sup>^</sup>		Hong Kong People Representative Panel (N=870)				Hong Kong People Volunteer Panel (N=8,950)			
		Satisfied	Half-half	Dissatisfied	Mean <sup>†</sup>	Satisfied	Half-half	Dissatisfied	Mean <sup>†</sup>
Q2 How satisfied or dissatisfied are you with the government's performance in handling novel coronavirus pneumonia?	Latest	24% ▼*	18% ▲*	58% ▲*	2.3 ▼*	22% ▼*	15% ▲*	63% ▲*	2.2 ▼*
	Last	35%	12%	53%	2.5	29%	12%	58%	2.4

<sup>^</sup> Answer options included: very much satisfied, somewhat satisfied, half-half, somewhat dissatisfied, very much dissatisfied and don't know / hard to say

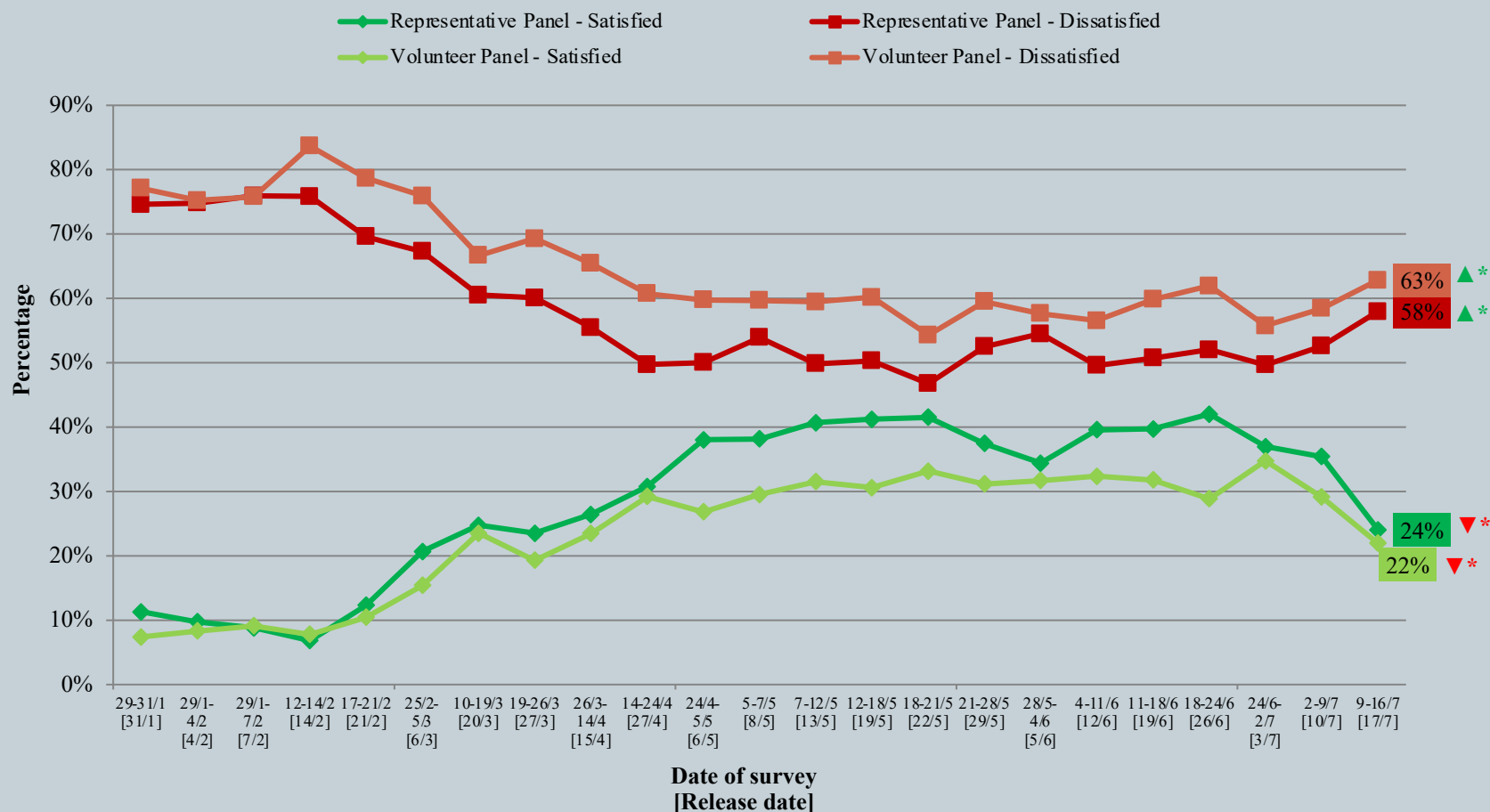
<sup>†</sup> The mean value is calculated by quantifying all individual responses into 1, 2, 3, 4, 5 marks according to their degree of positive level, where 1 is the lowest and 5 the highest, and then calculate the sample mean.

\* Significant change

# Survey Result - Community Health Module

6

## Appraisal of HK Government's performance in handling novel coronavirus pneumonia



^ Answer options included: very much satisfied, somewhat satisfied, half-half, somewhat dissatisfied, very much dissatisfied and don't know / hard to say.

\* Significant change

# Contact Information - PENRI

7

	<b>HKPOP Panel</b>
Date of survey	July 6, 3pm – July 16, 3pm
Survey method	Online survey
Target population	Hong Kong residents aged 12+
Total sample size	3,158
Response rate	4.2%
Sampling error	Sampling error of percentages at +/-2% at 95% confidence level
Weighting method	The figures are rim-weighted according to 1) gender-age distribution of Hong Kong population and by District Councils population figures from Census and Statistics Department; 2) Voting results of District Councils Election from Registration and Electoral Office; 3) rating distribution of Chief Executive from regular tracking surveys.

# Survey Result - PENRI

8

<b>Date of Publishing</b>	<b>1/7</b>	<b>2/7</b>	<b>3/7</b>	<b>4/7</b>	<b>5/7</b>	<b>6/7</b>	<b>7/7</b>	<b>8/7</b>	<b>9/7</b>	<b>10/7</b>	<b>11/7</b>	<b>12/7</b>	<b>13/7</b>	<b>14/7</b>	<b>15/7</b>	<b>16/7</b>	<b>17/7</b>
<b>Imported cases(Ytd)</b>	2	28	9	5	11	8	16	5	5	8	6	12	8	11	8	5	4
<b>Local infected cases(Ytd)</b>	0	0	0	0	0	2	1	9	19	34	32	16	30	41	40	14	63
<b>Post-Epidemic Gathering Resumption Index (PEGRI)</b>	64.6	57.5	63.3	63.4	59.2	27.2	27.3	26.4	25.6	26.6	26.6	26.4	26.2	25.2	12.0	11.5	11.5



# Survey Result - PENRI

9

