

# POP



---

HONG KONG PUBLIC OPINION PROGRAM

HONG KONG PUBLIC OPINION RESEARCH INSTITUTE

香港民意研究所 之 香港民意研究計劃

---

**Community Democracy Project -**

**Community Health Module**

**Press Release**

**July 3, 2020**

# Contact Information

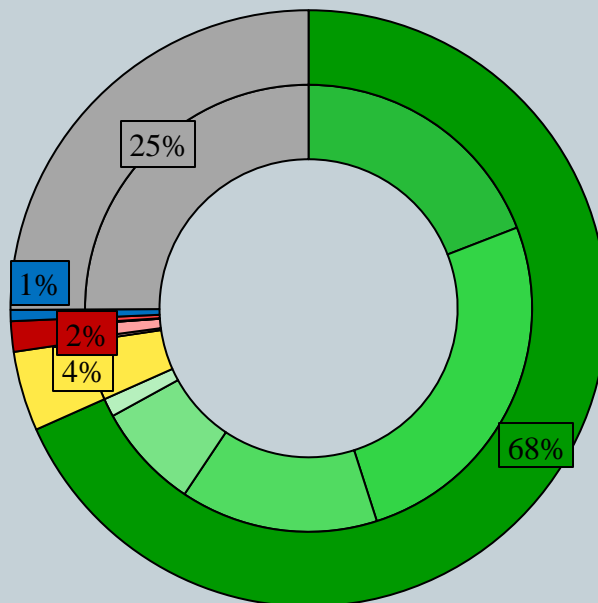
2

	<b>HKPOP Panel</b>	
Date of survey	June 24, 3pm – July 2, 3pm	
Survey method	Online survey	
Target population	Hong Kong residents aged 12+	
	Representative Panel	Volunteer Panel
Total sample size	791	7,516
Response rate	10.1%	11.2%
Sampling error	Sampling error of percentages at +/-3% at 95% confidence level	Sampling error of percentages at +/-1% at 95% confidence level
Weighting method	The figures are rim-weighted according to 1) gender-age distribution of Hong Kong population and by District Councils population figures from Census and Statistics Department; 2) Voting results of District Councils Election from Registration and Electoral Office; 3) rating distribution of Chief Executive from regular tracking surveys.	

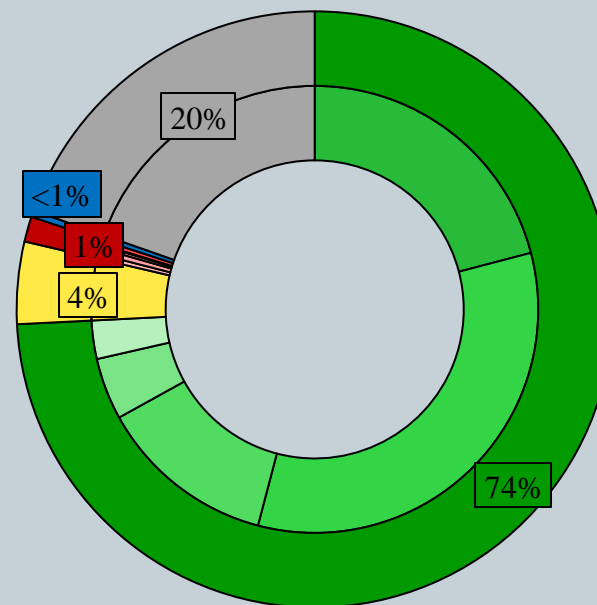
# Survey Result - Community Health Module

3


- Latest Date of survey: 24/6-2/7/2020
- Question: How likely do you think you will be infected with the Novel Coronavirus (COVID-19) in the next month, also known as “Wuhan pneumonia”?



Representative Panel



Volunteer Panel

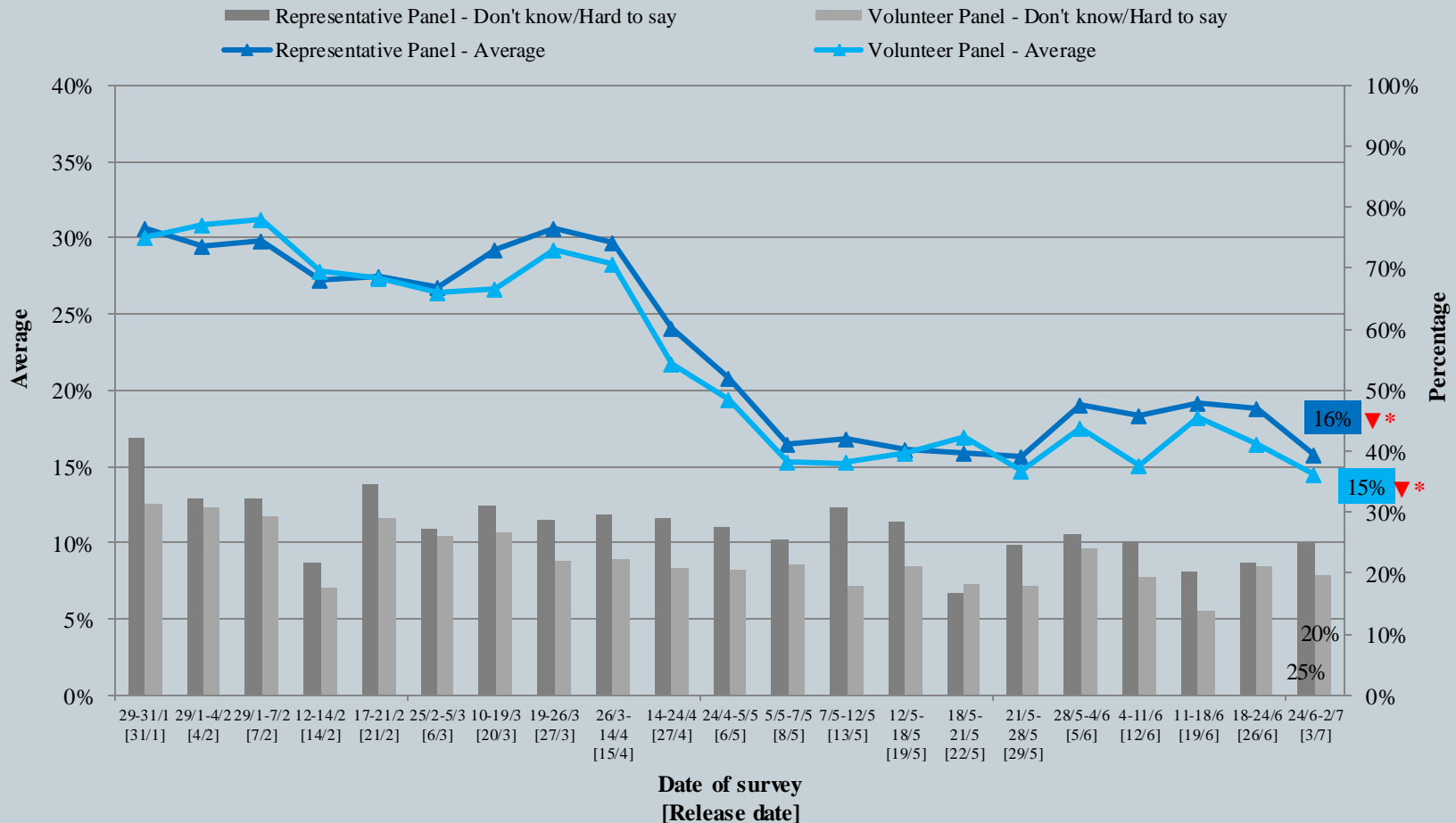


^ The answer options are 0-10 scale and “others/don't know/hard to say”.

# Survey Result - Community Health Module

4

## Assessment of the public's expected chance of COVID-19 infection



^ The answer options are 0-10 scale and "others/don't know/hard to say".

\* Significant change

# Survey Result - Community Health Module

5

- Latest Date of survey: 24/6-2/7/2020
- Last Date of survey: 18-24/6/2020 (Representative Panel N=722 Volunteer Panel N=6,748)

Opinion Question <sup>^</sup>		Hong Kong People Representative Panel (N=789)				Hong Kong People Volunteer Panel (N=7,513)			
		Satisfied	Half-half	Dissatisfied	Mean <sup>†</sup>	Satisfied	Half-half	Dissatisfied	Mean <sup>†</sup>
Q2 How satisfied or dissatisfied are you with the government's performance in handling novel coronavirus pneumonia?	Latest	37% ▼*	13%	<b>50%</b>	2.6	35% ▲*	9%	<b>56% ▼*</b>	<b>2.4 ▲*</b>
	Last	42%	6%	<b>52%</b>	2.6	29%	9%	<b>62%</b>	<b>2.3</b>

<sup>^</sup> Answer options included: very much satisfied, somewhat satisfied, half-half, somewhat dissatisfied, very much dissatisfied and don't know / hard to say

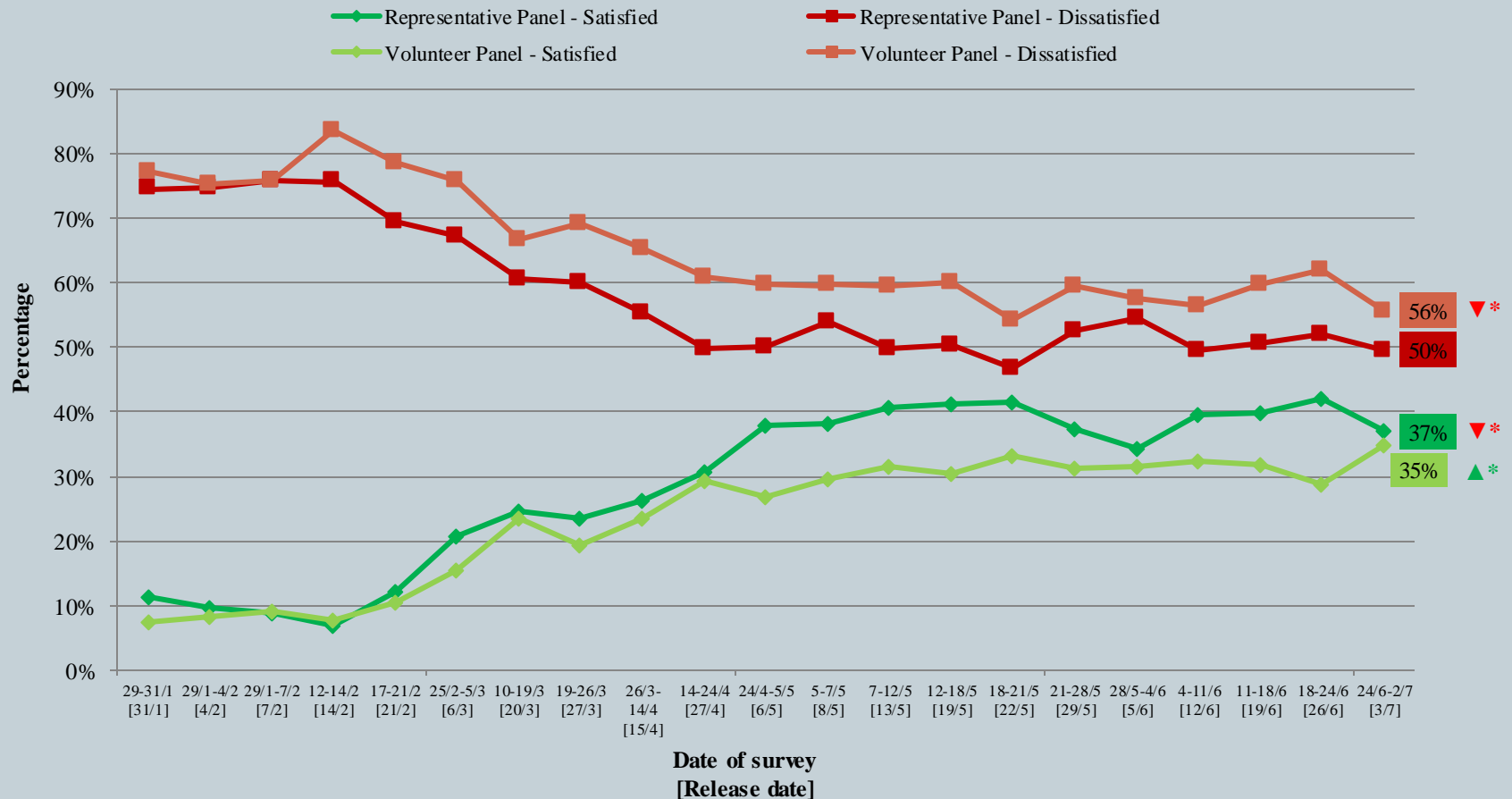
<sup>†</sup> The mean value is calculated by quantifying all individual responses into 1, 2, 3, 4, 5 marks according to their degree of positive level, where 1 is the lowest and 5 the highest, and then calculate the sample mean.

\* Significant change

# Survey Result - Community Health Module

6

## Appraisal of HK Government's performance in handling novel coronavirus pneumonia



^ Answer options included: very much satisfied, somewhat satisfied, half-half, somewhat dissatisfied, very much dissatisfied and don't know / hard to say.

\* Significant change

# Contact Information - PENRI

7

<b>Date of Publishing</b>	<b>17/6</b>	<b>18/6</b>	<b>19/6</b>	<b>20/6</b>	<b>21/6</b>	<b>22/6</b>	<b>23/6</b>	<b>24/6</b>	<b>25/6</b>	<b>26/6</b>	<b>27/6</b>	<b>28/6</b>	<b>29/6</b>	<b>30/6</b>	<b>1/7</b>	<b>2/7</b>	<b>3/7</b>
<b>Imported cases(Ytd)</b>	0	8	4	3	1	3	30	16	2	14	3	1	2	4	2	28	9
<b>Local infected cases(Ytd)</b>	0	0	0	0	0	0	0	0	0	0	0	0	0	0	0	0	0
<b>Post-Epidemic Gathering Resumption Index (PEGRI)</b>	56.4	53.0	54.6	54.1	54.4	54.5	48.0	49.2	54.7	50.9	56.1	66.8	66.8	66.9	64.6	57.5	63.3

# Contact Information - PENRI

8

