

POP



HONG KONG PUBLIC OPINION PROGRAM

HONG KONG PUBLIC OPINION RESEARCH INSTITUTE

香港民意研究所 之 香港民意研究計劃

Community Democracy Project -

Community Health Module

Press Release

May 22, 2020

Contact Information - Community Health Module

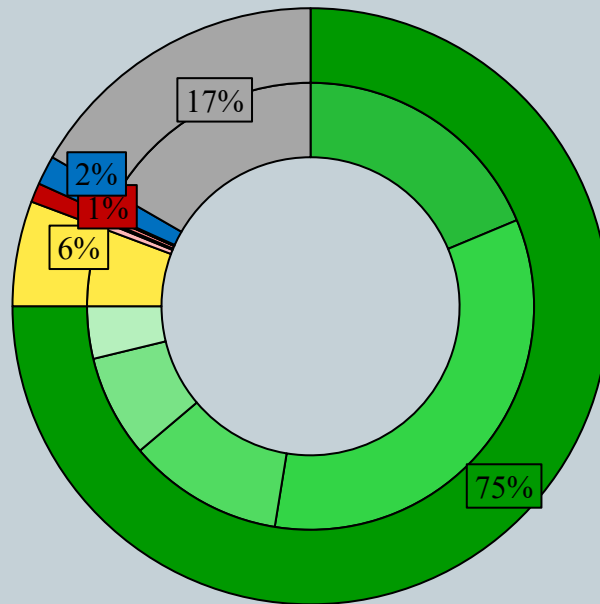
2

	HKPOP Panel	
Date of survey	May 18, 3pm – May 21, 3pm	
Survey method	Online survey	
Target population	Hong Kong residents aged 12+	
	Representative Panel	Volunteer Panel
Total sample size	641	6,551
Response rate	8.2%	9.9%
Sampling error	Sampling error of percentages at +/-4% at 95% confidence level	Sampling error of percentages at +/-1% at 95% confidence level
Weighting method	The figures are rim-weighted according to 1) gender-age distribution of Hong Kong population and by District Councils population figures from Census and Statistics Department; 2) Voting results of District Councils Election from Registration and Electoral Office; 3) rating distribution of Chief Executive from regular tracking surveys.	

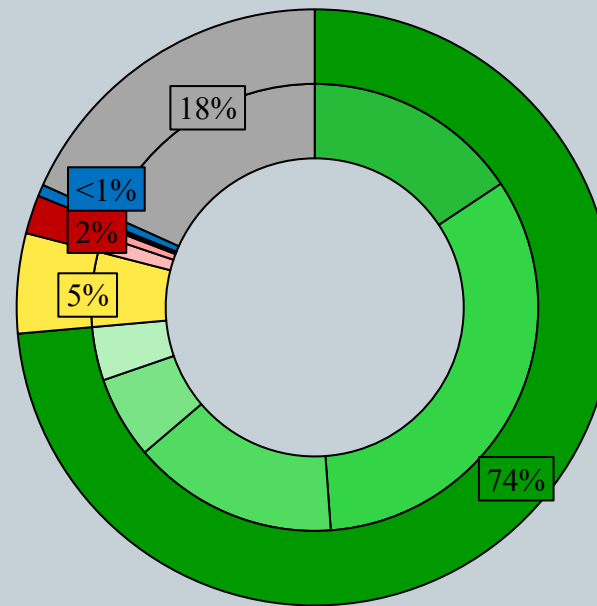
Survey Result - Community Health Module

3


- Latest Survey of date: 18-21/5/2020
- Question: How likely do you think you will be infected with the Novel Coronavirus (COVID-19) in the next month, also known as “Wuhan pneumonia”?



Representative
Panel



Volunteer
Panel

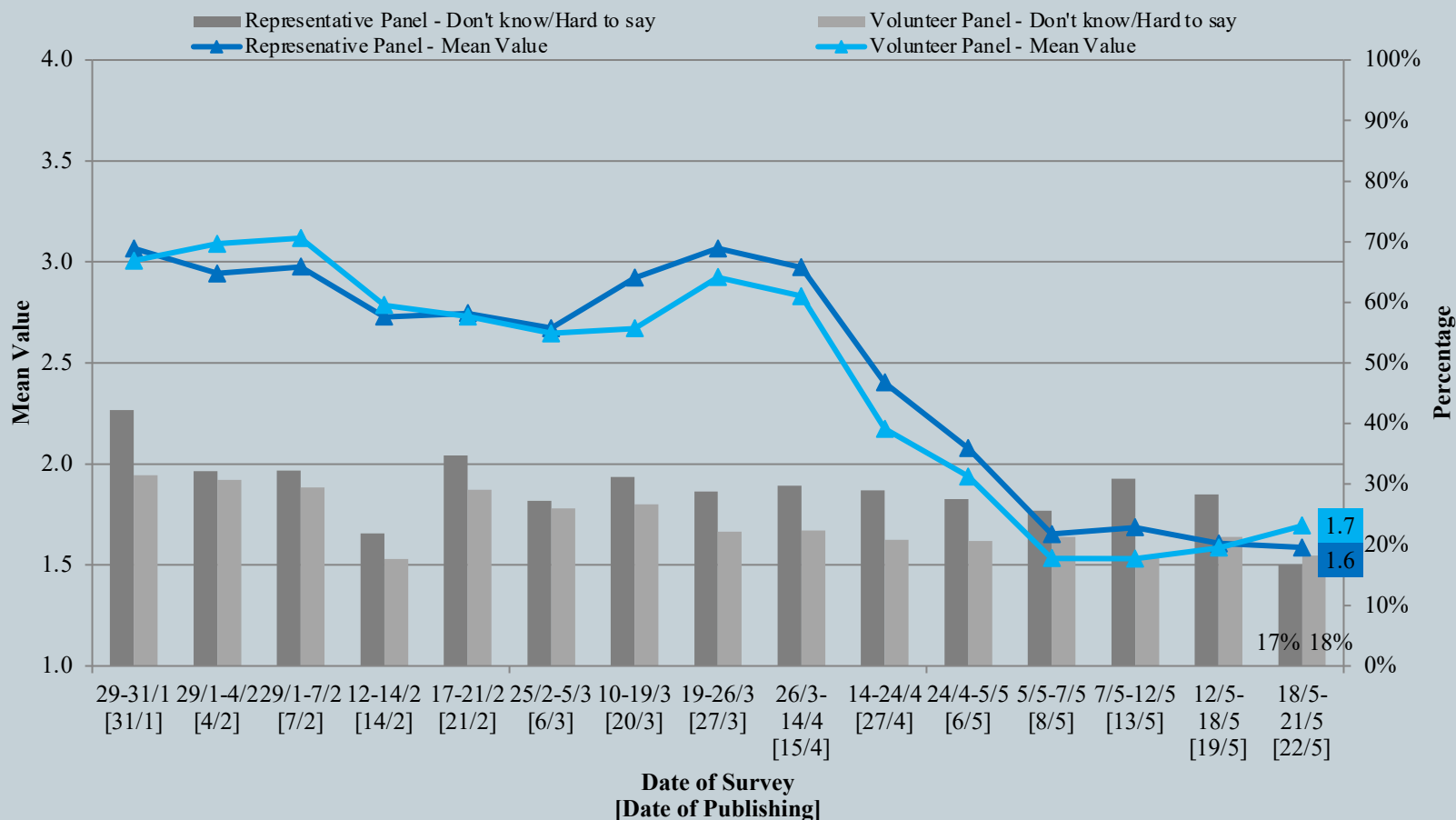


Survey Result - Community Health Module

4

市民對預計感染 新型冠狀病毒肺炎 的機會率評估

Assessment of the public's expected chance of COVID-19 infection



^ The answer options are 0-10 scale and "others/don't know/hard to say".

Survey Result - Community Health Module

5

- Latest Date of survey : 18-21/5/2020
- Last Date of survey : 12-18/5/2020 (Representative Panel N=856 Volunteer Panel N=8,762)

Opinion Question [^]		Hong Kong People Representative Panel (N=640)				Hong Kong People Volunteer Panel (N=6,541)			
		Satisfied	Half-half	Dissatisfied	Mean [†]	Satisfied	Half-half	Dissatisfied	Mean [†]
Q2 How satisfied or dissatisfied are you with the government's performance in handling novel coronavirus pneumonia?	Latest	41%	8%	50%	2.6	31%	9%	60%	2.4
	Last	42%	12% ▲ *	47%	2.7	33% ▲ *	13% ▲ *	54% ▼ *	2.5 ▲ *

[^] Answer options included: very much satisfied, somewhat satisfied, half-half, somewhat dissatisfied, very much dissatisfied and don't know / hard to say

[†] The mean value is calculated by quantifying all individual responses into 1, 2, 3, 4, 5 marks according to their degree of positive level, where 1 is the lowest and 5 the highest, and then calculate the sample mean.

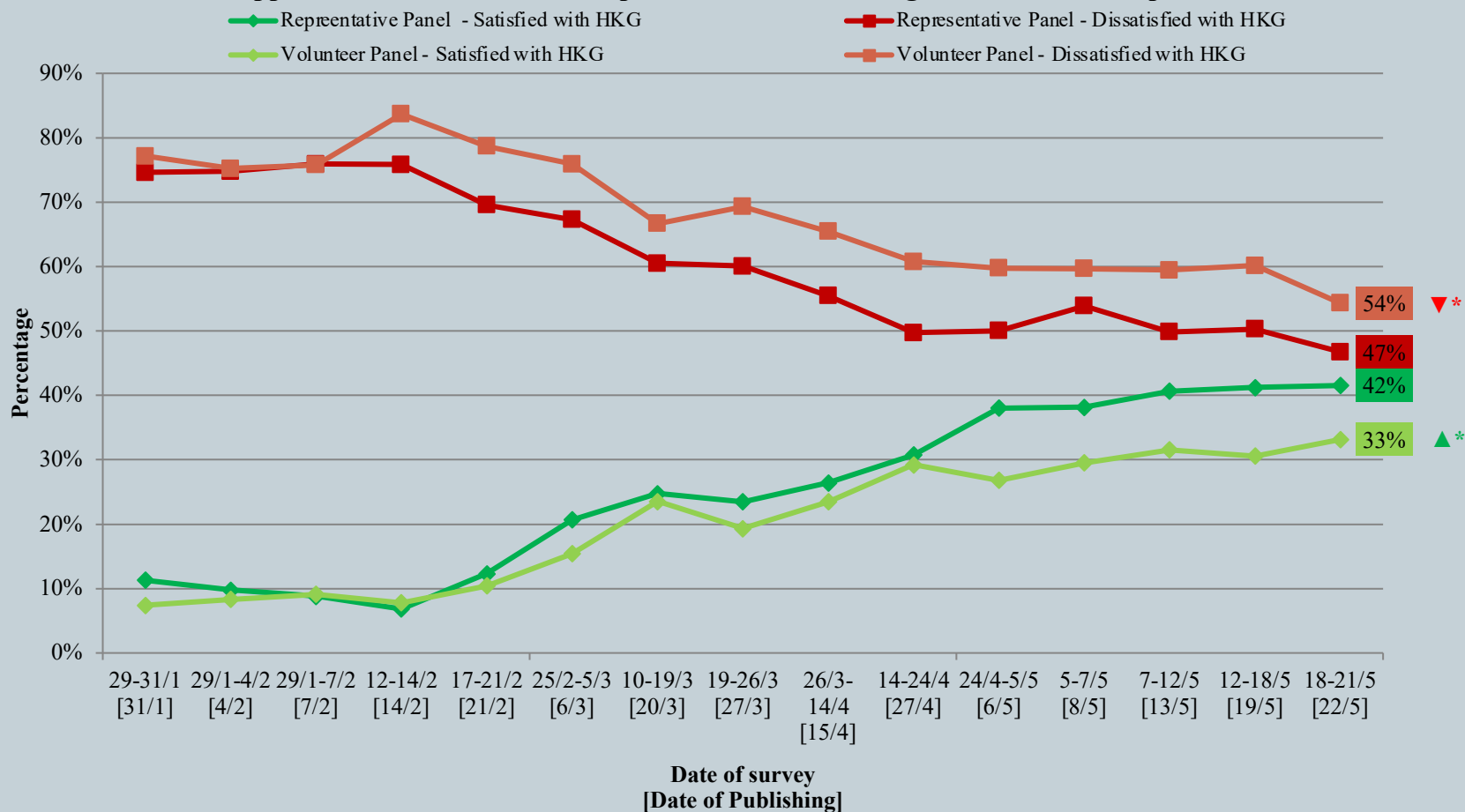
* Significant change

Survey Result - Community Health Module

6

市民評價香港政府應付新冠肺炎的表現

Appraisal of HK Government's performance in handling novel coronavirus pneumonia



^ Answer options included: very much satisfied, somewhat satisfied, half-half, somewhat dissatisfied, very much dissatisfied and don't know / hard to say.

* Significant change

Survey Result - Community Health Module

7

- Latest Date of survey: 18-21/5/2020

Opinion Question [^] Hong Kong has seen a recent increase in the number of confirmed cases of novel coronavirus pneumonia (neo-coronavirus pneumonia), which of the following factors has the largest effect?	Hong Kong People Representative Panel (N=640-641)				Hong Kong Volunteer Panel (N=6,530-6,535)			
	Big effect	Half-Half	Small effect	Mean	Big effect	Half-Half	Small effect	Mean
Q5 Loosening of border control	72%	18%	6%	4.2	76%	15%	6%	4.2
Q3 Public behaviour such as not wearing masks, attending more social gathering and so on	66%	18%	12%	3.7	65%	21%	12%	3.8
Q6 Inadequate volume of deep throat saliva for virus screening	64%	18%	11%	3.8	62%	26%	5%	3.9
Q4 Relaxation of anti-pandemic restrictions like resumption of work and business, lifting the regulation of prohibiting gatherings and so on	34%	40%	21%	3.1	28%	41%	27%	3.0

[^] Answer options included: very big effect / big effect / half-half / small effect / very small effect / don't know / hard to answer

Survey Result - Community Health Module

- Hong Kong People Representative Panel (N=639-640)**

Opinion Question [^] Hong Kong has seen a recent increase in the number of confirmed cases of novel coronavirus pneumonia (neo-coronavirus pneumonia), which of the following factors has the largest effect?	Q2 How satisfied or dissatisfied are you with the Hong Kong Government's performance in tackling the novel coronavirus pneumonia?			
	Satisfied		Dissatisfied	
	Big effect	Small effect	Big effect	Small effect
Q5 Loosening of border control	54%	10%	91%	3%
Q3 Public behaviour such as not wearing masks, attending more social gathering and so on	75%	9%	59%	17%
Q6 Inadequate volume of deep throat saliva for virus screening	51%	18%	77%	7%
Q4 Relaxation of anti-pandemic restrictions like resumption of work and business, lifting the regulation of prohibiting gatherings and so on	43%	18%	29%	23%

[^] Q2 Answer options included: very much satisfied, somewhat satisfied, half-half, somewhat dissatisfied, very much dissatisfied and don't know / hard to say.

Q3-Q6 Answer options included: very big effect / big effect / half-half / small effect / very small effect / don't know / hard to answer

Survey Result - PENRI

10

