



HONG KONG PUBLIC OPINION RESEARCH INSTITUTE

香港民意研究所

Hong Kong Public Opinion Program of Hong Kong Public Opinion Research Institute

PopPanel Research Report No. 80 cum “We Hongkongers” Research Report No. 56

Survey Date: 24 to 27 May 2021

Release Date: 28 May 2021

Copyright of this report was generated by the Hong Kong Public Opinion Program (HKPOP) and opened to the world. HKPOP proactively promotes open data, open technology and the free flow of ideas, knowledge and information. The predecessor of HKPOP was the Public Opinion Programme at The University of Hong Kong (HKUPOP). “POP” in this publication may refer to HKPOP or HKUPOP as the case may be.

Research Background

"We Hongkongers" is an initiative advocated by Hong Kong Public Opinion Program (HKPOP) of Hong Kong Public Opinion Research Institute (HKPORI), with the support of many members of the civic society. With reference to the petition website "We the People" hosted by the White House of the United States, "We Hongkongers" aims to reflect public sentiment by conducting scientific research on any issues raised by Hong Kong citizens: https://www.pori.hk/wehongkongers_factsheet_20191017_chi.

"We Hongkongers" Project officially started on 17 October 2019, in the form of intensive rolling surveys. A total of 12 reports were published as of 23 December 2019. In mid-May 2020, in response to the rapid changes in Hong Kong's political and public sentiment, HKPOP redeveloped the "We Hongkongers" Project. Coupled with the rapid development of the "HKPOP Panel" established by PORI in July 2019, PORI decided to launch the "We Hongkongers Panel Survey" to further strengthen interaction with the public and as well as collect and analyze public opinion and there are 29 reports in total. In January 2021, PORI redeveloped the "We Hongkongers" Project again to strengthen the cooperation with non-governmental organizations, civil society organizations, concern groups and professional organizations, and the results will be released in the form of mini-forums to initiate policy discussions.

This report also represents Report No. 80 under HKPOP Panel survey series, as well as Report No. 56 under the "We Hongkongers" Project Series. The research is co-organized with Christians Caring for Creation on the theme "Lantau Tomorrow & Land Use".

HKPOP sent out emails to all panel members at the beginning of the survey, inviting them to fill in the questionnaire at the designated online platform. Members were allowed to make repeated submissions, while only the last submission of each individual member would be used for analysis.

Contact Information

Herewith the contact information of the “We Hongkongers” Panel Survey:

Table 1: Detailed Contact Information

Survey method	Online survey
Target population	HKPOP Panel samples, namely Hong Kong People Representative Panel (Probability-based Panel) and Hong Kong People Volunteer Panel (Non-probability-based Panel)
Weighting method	The figures are rim-weighted according to 1) gender-age distribution, educational attainment (highest level attended) distribution, economic activity status distribution of Hong Kong population and by District Councils population figures from Census and Statistics Department; 2) Voting results of District Councils Election from Registration and Electoral Office; 3) rating distribution of Chief Executive from regular tracking surveys.
Date of survey	24 May, 3pm – 27 May, 3pm
Total sample size	6,297
Response rate	6.7%
Sampling error ^[1]	Sampling error of percentages at +/-1% at 95% confidence level

[1] All error figures in this release are calculated at 95% confidence level. “95% confidence level” means that if we were to repeat a certain survey 100 times with different random samples, we would expect 95 times having the population parameter within the respective error margins calculated. Because of sampling errors, when quoting percentages, journalists should refrain from reporting decimal places, whereas one decimal place can be used when quoting rating figures.

PopPanel Composition

Regarding data collection, survey data from both the Hong Kong People Representative Panel and Hong Kong People Volunteer Panel were collected in the form of online questionnaire.

Among them, the Hong Kong People Representative Panel comes from members of the “HKPOP Panel” recruited in regular random telephone surveys. HKPOP uses “HKPOP Panel” as a framework for conducting surveys for different research projects, any eligible family member in the household may be invited to participate in a specific research.

Meanwhile, members of the Hong Kong People Volunteer Panel are recruited online. Citizens only need to self-register in HKPORI website to participate in online questionnaires.

All panel data collected will be adjusted using rim-weighting, to minimize the effects of self-selection bias or participation bias. Details are documented in the Weighting Procedure section.

Response Rate

HKPOP adopts a set of contact definition in compliance with most international standards. Historically, the social research community in Hong Kong has developed its own set of contact rates, cooperation rates, response rates, and so on. HKPOP normally reports the "success rate" for online surveys.

The calculation of the success rates in this study refers to the following tables.

Table 2: Calculation of success rate of the HKPOP Panel (by HKPOP definition)

Success rate	
=	$\frac{\text{Successful cases}}{\text{Panel size of the Hong Kong People Representative Panel}} \times 100.0\%$
=	$\frac{6,297}{93,781} \times 100.0\%$
=	6.7%

Weighting Procedure

HKPOP has continuously adopted and enhanced its weighting method over the past few decades. For this survey, HKPOP adopts a "2 by 5 by 2 by 4 by 18 by 3 by 13" weighting procedure involving seven variables, namely, gender, age, educational attainment, economic activity status, district (18 cells), voting record (3 cells) and rating of Chief Executive (13 cells). Basically, the raw data of practically all random telephone surveys conducted by HKPOP are rim-weighted by the figures obtained from the Hong Kong Census and Statistics Department and/or Registration and Electoral Office so that the marginal distribution of the sample in terms of gender, age, educational attainment and economic activity status would match with that of the general population figures from the Hong Kong Census and Statistics Department. The marginal distribution of the sample in terms of district and voting record would match that of the general population figures from the Hong Kong Census and Statistics Department and/or Registration and Electoral Office. The marginal distribution of the sample in terms of "rating of Chief Executive" would match that of the general population in HKPOP's regular tracking surveys. This rim-weighting method (sometimes called raking) is found to be the most practicable method in processing HKPOP's survey data.

Specifically, the gender and age groupings used for weighting are as follows:

- Male 12-29
- Male 30-39
- Male 40-49
- Male 50-59
- Male 60 or above
- Female 12-29
- Female 30-39
- Female 40-49
- Female 50-59
- Female 60 or above

The educational attainments used for weighting are as follows:

- Secondary or below
- Tertiary or above

The economic activity statuses used for weighting are as follows:

- Working population / Others
- Home-makers / Housewives
- Students
- Retired person

The districts used for weighting are as follows:

- Central and Western
- Wan Chai
- Eastern
- Southern
- Yau Tsim Mong
- Sham Shui Po
- Kowloon City
- Wong Tai Sin
- Kwun Tong
- Tsuen Wan
- Tuen Mun
- Yuen Long
- North
- Tai Po
- Sai Kung
- Sha Tin
- Kwai Tsing
- Islands

The voting records used for weighting are as follows:

- Candidates of pro-democracy camp
- Candidates of non-pro-democracy camp
- Did not vote / blank/void vote

The “rating of Chief Executive” groupings used for weighting are as follows:

- 0 mark
- 1-9 mark(s)
- 10-19 marks
- 20-29 marks
- 30-39 marks
- 40-49 marks
- 50 marks
- 51-60 marks
- 61-70 marks
- 71-80 marks
- 81-90 marks
- 91-99 marks
- 100 marks

Quantitative Analysis Results

Quantitative analysis results of the “We Hongkongers” Panel Survey, after applying the standard weighting procedures, are as follows, all questions listed hereby are opinion questions:

Table 3: Q1 Survey results, by camp type; Survey period: 24-27/5/2021

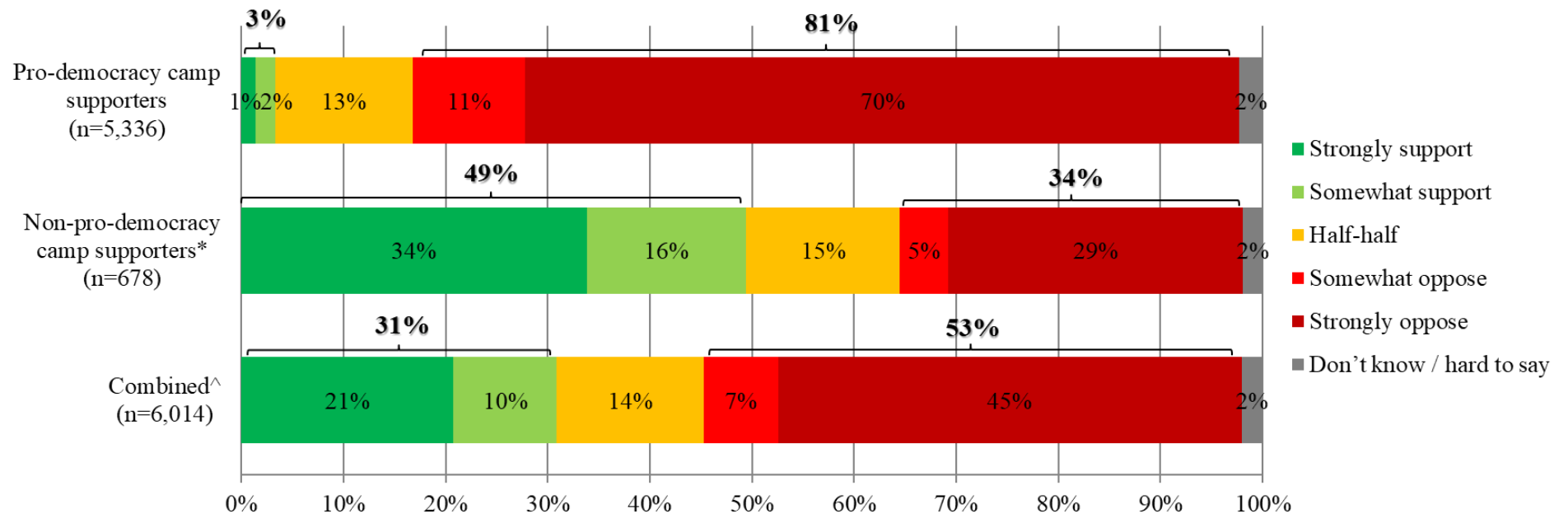
Q1 The government’s “Lantau Tomorrow Vision” plans to construct artificial islands near Kau Yi Chau and Hei Ling Chau. How much do you support or oppose the plan?	Pro-democracy camp supporters (Base=5,336)	Non-pro-democracy camp supporters ^[2] (Base=678)	Combined ^[3] (Base=6,014)
Strongly support	1%	34%	21%
Somewhat support	2%	16%	10%
Half-half	13%	15%	14%
Somewhat oppose	11%	5%	7%
Strongly oppose	70%	29%	45%
Don’t know / hard to say	2%	2%	2%
Mean^[4]	1.5	3.2	2.5

[2] Include: pro-establishment camp supporters, centrist supporters, no political inclination / politically neutral / do not belong to any camp

[3] The aggregated figures come from adjusting the by-group weighted figures using ratio of “pan-democratic” vs “non-pan-democratic” collected in regular tracking survey.

[4] The mean value is calculated by quantifying all individual responses into 1, 2, 3, 4, 5 marks according to their degree of positive level, where 1 is the lowest and 5 the highest, and then calculate the sample mean.

Chart 1: Q1 Combined chart, by camp type



* Include: pro-establishment camp supporters, centrist supporters, no political inclination / politically neutral / do not belong to any camp

^ The aggregated figures come from adjusting the by-group weighted figures using ratio of "pan-democratic" vs "non-pan-democratic" collected in regular tracking survey

Table 4: Q2 Survey results, by camp type; Survey period: 24-27/5/2021

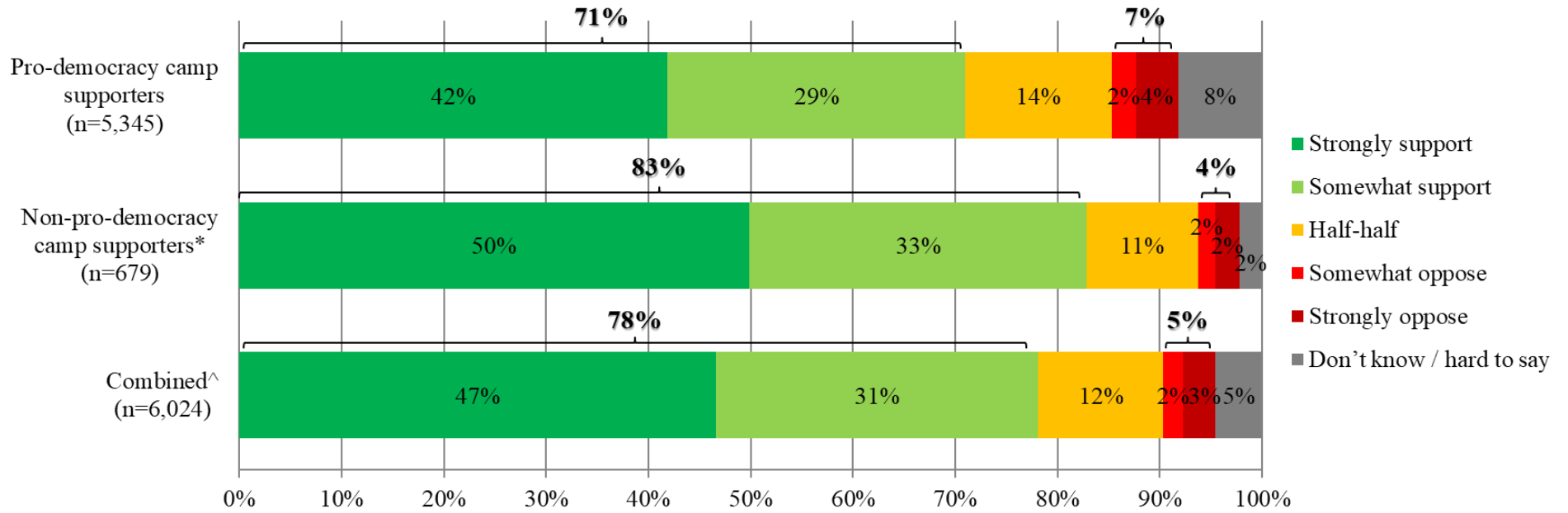
Q2 How much do you support or oppose resuming some brownfield sites in the New Territories for redevelopment?	Pro-democracy camp supporters (Base=5,345)	Non-pro-democracy camp supporters^[5] (Base=679)	Combined^[6] (Base=6,024)
Strongly support	42%	50%	47%
Somewhat support	29%	33%	31%
Half-half	14%	11%	12%
Somewhat oppose	2%	2%	2%
Strongly oppose	4%	2%	3%
Don't know / hard to say	8%	2%	5%
Mean^[7]	4.1	4.3	4.2

[5] Include: pro-establishment camp supporters, centrist supporters, no political inclination / politically neutral / do not belong to any camp

[6] The aggregated figures come from adjusting the by-group weighted figures using ratio of “pan-democratic” vs “non-pan-democratic” collected in regular tracking survey.

[7] The mean value is calculated by quantifying all individual responses into 1, 2, 3, 4, 5 marks according to their degree of positive level, where 1 is the lowest and 5 the highest, and then calculate the sample mean.

Chart 2: Q2 Combined chart, by camp type



* Include: pro-establishment camp supporters, centrist supporters, no political inclination / politically neutral / do not belong to any camp

^ The aggregated figures come from adjusting the by-group weighted figures using ratio of "pan-democratic" vs "non-pan-democratic" collected in regular tracking survey

Table 5: Q3 Survey results, by camp type; Survey period: 24-27/5/2021

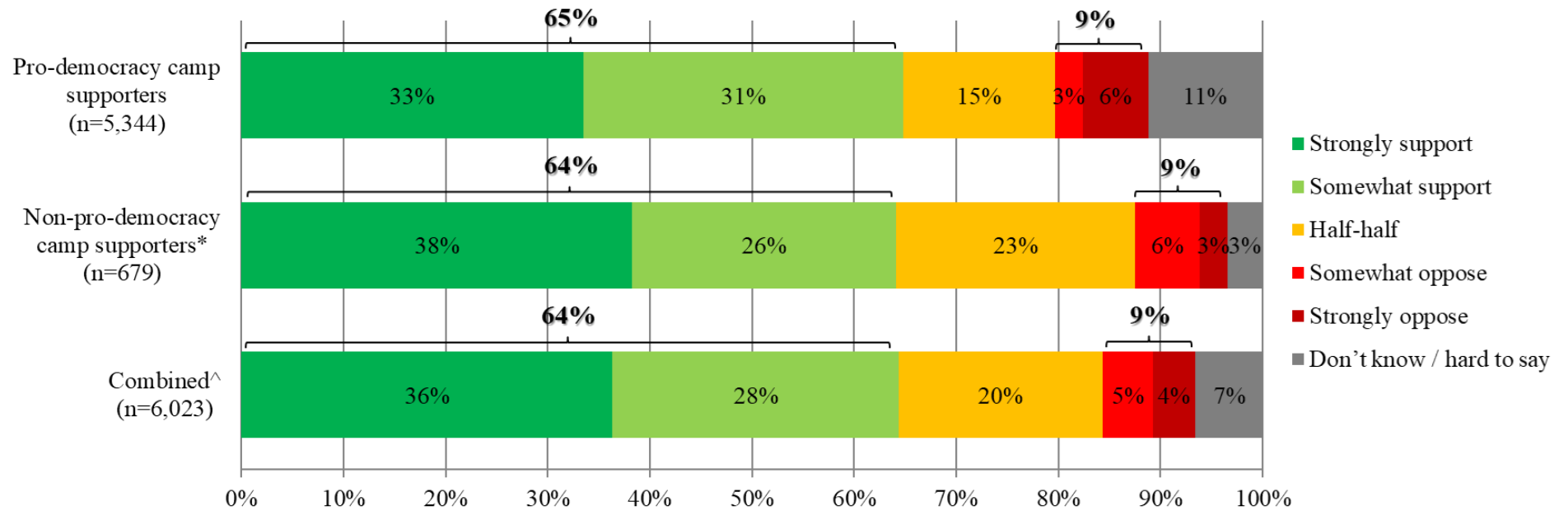
Q3 How much do you support or oppose resuming some land granted under Private Recreational Leases for redevelopment?	Pro-democracy camp supporters (Base=5,344)	Non-pro-democracy camp supporters^[8] (Base=679)	Combined^[9] (Base=6,023)
Strongly support	33%	38%	36%
Somewhat support	31%	26%	28%
Half-half	15%	23%	20%
Somewhat oppose	3%	6%	5%
Strongly oppose	6%	3%	4%
Don't know / hard to say	11%	3%	7%
Mean^[10]	3.9	3.9	3.9

[8] Include: pro-establishment camp supporters, centrist supporters, no political inclination / politically neutral / do not belong to any camp

[9] The aggregated figures come from adjusting the by-group weighted figures using ratio of “pan-democratic” vs “non-pan-democratic” collected in regular tracking survey.

[10] The mean value is calculated by quantifying all individual responses into 1, 2, 3, 4, 5 marks according to their degree of positive level, where 1 is the lowest and 5 the highest, and then calculate the sample mean.

Chart 3: Q3 Combined chart, by camp type



* Include: pro-establishment camp supporters, centrist supporters, no political inclination / politically neutral / do not belong to any camp

^ The aggregated figures come from adjusting the by-group weighted figures using ratio of "pan-democratic" vs "non-pan-democratic" collected in regular tracking survey

Appendices

Appendix 1: Demographic profile of respondents

Gender:	Pro-democracy camp supporters				Non-pro-democracy camp supporters #				Total			
	Raw sample		Weighted sample		Raw sample		Weighted sample		Raw sample		Weighted sample	
	Freq	%	Freq	%	Freq	%	Freq	%	Freq	%	Freq	%
Male	2,947	55.1%	921	40.6%	383	56.4%	1,750	51.9%	3,330	55.3%	2,671	47.4%
Female	2,388	44.7%	1,345	59.3%	294	43.3%	1,622	48.1%	2,682	44.5%	2,967	52.6%
Other	10	0.2%	<1	<0.1%	2	0.3%	<1	<0.1%	12	0.2%	<1	<0.1%
Total	5,345	100.0%	2,266	100.0%	679	100.0%	3,373	100.0%	6,024	100.0%	5,639	100.0%
Missing case(s)	1		5		0		0		1		5	

Age:	Pro-democracy camp supporters				Non-pro-democracy camp supporters #				Total			
	Raw sample		Weighted sample		Raw sample		Weighted sample		Raw sample		Weighted sample	
	Freq	%	Freq	%	Freq	%	Freq	%	Freq	%	Freq	%
12 - 29	726	13.6%	597	26.3%	59	8.7%	456	13.5%	785	13.0%	1,053	18.7%
30 - 39	1,234	23.1%	374	16.5%	130	19.1%	443	13.1%	1,364	22.7%	817	14.5%
40 - 49	1,361	25.5%	397	17.5%	158	23.3%	512	15.2%	1,519	25.2%	909	16.1%
50 - 59	1,273	23.8%	626	27.6%	195	28.7%	1,278	37.9%	1,468	24.4%	1,905	33.8%
60 or above	749	14.0%	277	12.2%	137	20.2%	683	20.2%	886	14.7%	960	17.0%
Total	5,343	100.0%	2,271	100.0%	679	100.0%	3,373	100.0%	6,022	100.0%	5,643	100.0%
Missing case(s)	3	0%	<1	0%	0		0		3		<1	

Education attainment:	Pro-democracy camp supporters				Non-pro-democracy camp supporters #				Total			
	Raw sample		Weighted sample		Raw sample		Weighted sample		Raw sample		Weighted sample	
	Freq	%	Freq	%	Freq	%	Freq	%	Freq	%	Freq	%
Primary or below	9	0.2%	12	0.5%	22	3.2%	309	9.2%	31	0.5%	322	5.7%
Secondary	830	15.6%	866	38.2%	146	21.6%	979	29.1%	976	16.2%	1,845	32.8%
Tertiary or above	4,498	84.3%	1,387	61.2%	509	75.2%	2,072	61.6%	5,007	83.3%	3,458	61.5%
Total	5,337	100.0%	2,265	100.0%	677	100.0%	3,361	100.0%	6,014	100.0%	5,625	100.0%
Missing case(s)	9	0%	6	0%	2		12		11		18	

Occupation:	Pro-democracy camp supporters				Non-pro-democracy camp supporters #				Total			
	Raw sample		Weighted sample		Raw sample		Weighted sample		Raw sample		Weighted sample	
	Freq	%	Freq	%	Freq	%	Freq	%	Freq	%	Freq	%
Administrators and professionals	2,137	40.1%	370	16.5%	232	34.2%	757	22.4%	2,369	39.4%	1,127	20.1%
Clerks and service workers	1,392	26.1%	744	33.1%	167	24.6%	655	19.4%	1,559	25.9%	1,399	24.9%
Workers	91	1.7%	161	7.2%	18	2.7%	120	3.6%	109	1.8%	281	5.0%
Students	179	3.4%	79	3.5%	27	4.0%	323	9.6%	206	3.4%	402	7.1%
Home-makers / housewives	248	4.7%	377	16.8%	27	4.0%	237	7.0%	275	4.6%	614	10.9%
Others	1,285	24.1%	516	23.0%	207	30.5%	1,282	38.0%	1,492	24.8%	1,798	32.0%
Total	5,332	100.0%	2,248	100.0%	678	100.0%	3,373	100.0%	6,010	100.0%	5,620	100.0%
Missing case(s)	14		23		1		<1		15		23	

District:	Pro-democracy camp supporters				Non-pro-democracy camp supporters #				Total			
	Raw sample		Weighted sample		Raw sample		Weighted sample		Raw sample		Weighted sample	
	Freq	%	Freq	%	Freq	%	Freq	%	Freq	%	Freq	%
Central & Western	231	4.4%	99	4.4%	28	4.2%	96	2.9%	259	4.3%	195	3.5%
Wan Chai	127	2.4%	40	1.8%	18	2.7%	105	3.1%	145	2.4%	145	2.6%
Eastern	503	9.5%	106	4.7%	71	10.6%	307	9.1%	574	9.6%	413	7.4%
Southern	210	4.0%	91	4.1%	19	2.8%	85	2.5%	229	3.8%	176	3.1%
Yau Tsim Mong	219	4.1%	126	5.7%	24	3.6%	134	4.0%	243	4.1%	260	4.6%
Sham Shui Po	267	5.0%	89	4.0%	37	5.5%	203	6.0%	304	5.1%	292	5.2%
Kowloon City	290	5.5%	108	4.8%	42	6.3%	192	5.7%	332	5.6%	300	5.4%
Wong Tai Sin	271	5.1%	120	5.4%	35	5.2%	169	5.0%	306	5.1%	289	5.2%
Kwun Tong	390	7.4%	363	16.2%	44	6.5%	127	3.8%	434	7.3%	491	8.8%
Tsuen Wan	256	4.8%	77	3.4%	36	5.4%	208	6.2%	292	4.9%	284	5.1%
Tuen Mun	331	6.2%	247	11.0%	35	5.2%	217	6.4%	366	6.1%	464	8.3%
Yuen Long	352	6.6%	44	2.0%	44	6.5%	237	7.1%	396	6.6%	282	5.0%
North	171	3.2%	42	1.9%	25	3.7%	112	3.3%	196	3.3%	154	2.8%
Tai Po	232	4.4%	213	9.5%	26	3.9%	135	4.0%	258	4.3%	348	6.2%
Sai Kung	438	8.3%	118	5.3%	42	6.3%	230	6.8%	480	8.0%	347	6.2%
Sha Tin	628	11.8%	253	11.3%	68	10.1%	261	7.8%	696	11.6%	514	9.2%
Kwai Tsing	280	5.3%	86	3.8%	42	6.3%	144	4.3%	322	5.4%	230	4.1%
Islands	107	2.0%	15	0.7%	36	5.4%	401	11.9%	143	2.4%	416	7.4%
Total	5,303	100.0%	2,237	100.0%	672	100.0%	3,363	100.0%	5,975	100.0%	5,600	100.0%
Missing case(s)	43		34		7		9		50		44	

Political inclination:	Pro-democracy camp supporters				Non-pro-democracy camp supporters #				Total			
	Raw sample		Weighted sample		Raw sample		Weighted sample		Raw sample		Weighted sample	
	Freq	%	Freq	%	Freq	%	Freq	%	Freq	%	Freq	%
Pro-democracy camp	3,100	58.0%	1,414	62.2%	0	0%	0	0%	3,100	51.5%	1,414	25.0%
Pro-establishment camp	0	0%	0	0%	66	9.7%	846	25.1%	66	1.1%	846	15.0%
Localist	2,246	42.0%	857	37.8%	0	0%	0	0%	2,246	37.3%	857	15.2%
Centrist	0	0%	0	0%	222	32.7%	759	22.5%	222	3.7%	759	13.4%
Others	0	0%	0	0%	0	0%	0	0%	0	0%	0	0%
No political inclination / politically neutral / don't belong to any camp	0	0%	0	0%	391	57.6%	1,768	52.4%	391	6.5%	1,768	31.3%
Don't know / hard to say	0	0%	0	0%	0	0%	0	0%	0	0%	0	0%
Total	5,346	100.0%	2,271	100.0%	679	100.0%	3,373	100.0%	6,025	100.0%	5,644	100.0%
Missing case(s)	0		0		0		0		0		0	

Voted political camp:	Pro-democracy camp supporters				Non-pro-democracy camp supporters #				Total			
	Raw sample		Weighted sample		Raw sample		Weighted sample		Raw sample		Weighted sample	
	Freq	%	Freq	%	Freq	%	Freq	%	Freq	%	Freq	%
Democratic	5,078	95.3%	1,397	62.0%	409	60.2%	347	10.3%	5,487	91.3%	1,744	31.0%
Non-democratic	12	0.2%	54	2.4%	134	19.7%	1,799	53.3%	146	2.4%	1,853	32.9%
Did not vote / blank vote / void vote / don't know / hard to say / refuse to answer	167	3.1%	516	22.9%	102	15.0%	940	27.9%	269	4.5%	1,456	25.9%
Not a registered voter	73	1.4%	287	12.7%	34	5.0%	287	8.5%	107	1.8%	574	10.2%
Total	5,330	100.0%	2,254	100.0%	679	100.0%	3,373	100.0%	6,009	100.0%	5,627	100.0%

*(Only for respondents aged 18 or above or refuse to answer age)

Including pro-establishment camp supporters, centrist supporters, no political inclination / politically neutral / do not belong to any camp

Appendix 2: Contact Information

Total valid samples	6,297
Survey period	24-27/5/2021
Success rate	6.7%
Questionnaires sent out	93,781
Questionnaires received	6,703
Ineligible samples	36
Invalid samples	34
Incomplete samples	336
Standard error	0.6%
Sampling error	3.6%

Appendix 3: Quantitative analyses

Q1 Survey results; Survey period: 24-27/5/2021

Q1 The government’s “Lantau Tomorrow Vision” plans to construct artificial islands near Kau Yi Chau and Hei Ling Chau. How much do you support or oppose the plan?	Pro-democracy camp supporters	Non-pro-democracy camp supporters #	Total
	Percentages (Base=2,271)	Percentages (Base=3,372)	Percentages (Base=5,642)
Strongly support	1.3%	33.8%	20.7%
Somewhat support } Support	2.0% } 3.3%	15.6% } 49.4%	10.1% } 30.9%
Half-half	13.4%	15.1%	14.4%
Somewhat oppose	11.1%	4.7%	7.3%
Strongly oppose } Oppose	69.9% } 81.0%	28.9% } 33.6%	45.4% } 52.6%
Don’t know / hard to say	2.3%	1.9%	2.1%
Total	100.0%	100.0%	100.0%
Mean values	1.5	3.2	2.5
Standard error of mean	<0.1	<0.1	<0.1
Median	1.0	4.0	2.0
<i>Refuse to answer</i>	<1	1	1
Net value (Support- Oppose)	-77.6%	+15.8%	-21.8%

Including pro-establishment camp supporters, centrist supporters, no political inclination / politically neutral / do not belong to any camp

Q2 Survey results; Survey period: 24-27/5/2021

Q2 How much do you support or oppose resuming some brownfield sites in the New Territories for redevelopment?	Pro-democracy camp supporters	Non-pro-democracy camp supporters #	Total
	Percentages (Base=2,271)	Percentages (Base=3,373)	Percentages (Base=5,644)
Strongly support } Support	41.8%	49.8%	46.6%
Somewhat support }	29.2%	33.0%	31.5%
Half-half	14.3%	10.9%	12.2%
Somewhat oppose }	2.4%	1.6%	1.9%
Strongly oppose } Oppose	4.1%	2.4%	3.1%
Don't know / hard to say	8.2%	2.2%	4.6%
Total	100.0%	100.0%	100.0%
Mean values	4.1	4.3	4.2
Standard error of mean	<0.1	<0.1	<0.1
Median	4.0	5.0	4.0
<i>Refuse to answer</i>	<1	0	<1
Net value (Support- Oppose)	+64.5%	+78.8%	+73.0%

Including pro-establishment camp supporters, centrist supporters, no political inclination / politically neutral / do not belong to any camp

Q3 Survey results; Survey period: 24-27/5/2021

Q3 How much do you support or oppose resuming some land granted under Private Recreational Leases for redevelopment?	Pro-democracy camp supporters	Non-pro-democracy camp supporters #	Total
	Percentages (Base=2,271)	Percentages (Base=3,373)	Percentages (Base=5,644)
Strongly support	33.5%	38.3%	36.3%
Somewhat support	31.4%	25.8%	28.1%
Half-half	14.8%	23.4%	19.9%
Somewhat oppose	2.8%	6.4%	4.9%
Strongly oppose	6.4%	2.7%	4.2%
Don't know / hard to say	11.2%	3.4%	6.6%
Total	100.0%	100.0%	100.0%
Mean values	3.9	3.9	3.9
Standard error of mean	<0.1	<0.1	<0.1
Median	4.0	4.0	4.0
<i>Refuse to answer</i>	<1	0	<1
Net value (Support- Oppose)	+55.7%	+55.0%	+55.3%

Including pro-establishment camp supporters, centrist supporters, no political inclination / politically neutral / do not belong to any camp

Appendix 4: Survey questionnaire (24-27/5/2021)

We Hongkongers & Community Health Survey

Hong Kong Public Opinion Research Institute is politically neutral. We welcome different opinions. All personal data will be kept strictly confidential. You can fill in the questionnaire again to express your latest views. When we need to work on the data, your last submission will be used. For enquiries, please email us at panel@pori.hk.

Last updated: xxxx-xx-xx

Tentative next update: xxxx-xx-xx

***Required**

Eligibility Confirmation

Are you a Hong Kong resident aged 12 or above? *

- Yes
- No

(New member) Please first register as a HKPOP Panel member at

<https://www.pori.hk/panel.html?lang=en> *

- Already registered as a member earlier (Please go to the survey platform by clicking on the designated hyperlink sent to you by email)
- Have just registered as a member
- Not yet registered as a member, and will register after completing the survey (Please note: Your response will be removed if you have not yet successfully registered as a member at the time of data analysis)

(New member) Email used / will be used in registration: *

We Hongkongers Series

The government's "Lantau Tomorrow Vision" plans to construct artificial islands near Kau Yi Chau and Hei Ling Chau. How much do you support or oppose the plan?

- Strongly support
- Somewhat support
- Half-half
- Somewhat oppose
- Strongly oppose
- Don't know / hard to say

Randomise the following two questions:

How much do you support or oppose resuming some brownfield sites in the New Territories for redevelopment?

- Strongly support
- Somewhat support
- Half-half
- Somewhat oppose
- Strongly oppose
- Don't know / hard to say

How much do you support or oppose resuming some land granted under Private Recreational Leases for redevelopment?

- Strongly support
- Somewhat support
- Half-half
- Somewhat oppose
- Strongly oppose
- Don't know / hard to say

Community Health

How likely do you think it is that you will contract novel coronavirus pneumonia over the next one month?

(Please select the closest answer)

- 0% chance (Certainly not)
- 0.001% chance (1 in 100,000)
- 0.01% chance (1 in 10,000)
- 0.1% chance (1 in 1,000)
- 1% chance (1 in 100)
- 5% chance (1 in 20)
- 10% chance (1 in 10)
- 15% chance
- 20% chance
- 25% chance
- 30% chance
- 35% chance
- 40% chance
- 45% chance
- 50% chance
- 60% chance
- 70% chance
- 80% chance
- 90% chance
- 100% chance (Certainly will)
- Don't know / hard to say
- Other: _____

Do you think the regulation prohibiting gatherings of more than a specific number of people in public places should be completely lifted unconditionally in Hong Kong?

- Yes, the ban should be lifted unconditionally → [Skip questions related to this regulation](#)
- No, it should depend on the epidemic situation
- Don't know / hard to say

How many newly confirmed cases each day should there be before it would be appropriate to prohibit gatherings of more than 2 people?

[The pandemic should be at its worst; For reference, there are 6 newly confirmed cases on April 15, 2021]

(To opt for "don't know / hard to say", please input 99999)

How many newly confirmed cases each day should there be before it would be appropriate to prohibit gatherings of more than 4 people?

[The number of newly confirmed cases should be fewer than that in the previous question]

(To opt for "don't know / hard to say", please input 99999)

How many newly confirmed cases each day should there be before it would be appropriate to prohibit gatherings of more than 8 people?

[The number of newly confirmed cases should be fewer than that in the previous question]

(To opt for "don't know / hard to say", please input 99999)

How many newly confirmed cases each day should there be before it would be appropriate to prohibit gatherings of more than 16 people?

[The number of newly confirmed cases should be fewer than that in the previous question]

(To opt for "don't know / hard to say", please input 99999)

Please list combinations of [number of cases & number of people allowed in gatherings] that you think is appropriate in the field below:

After how many days of zero infection do you think the group gathering ban should be lifted altogether?

_____ day(s)

How satisfied or dissatisfied are you with the government’s performance in handling novel coronavirus pneumonia?

- Very much satisfied
- Somewhat satisfied
- Half-half
- Somewhat dissatisfied
- Very much dissatisfied
- Don’t know / hard to say

Other Opinions

Please rate on a scale of 0 to 100 your extent of support to the Chief Executive Carrie Lam, with 0 indicating absolutely not supportive, 100 indicating absolutely supportive and 50 indicating half-half. How would you rate the Chief Executive Carrie Lam? [For weighting purposes]

- _____
- Don’t know / hard to say

Generally speaking, how satisfied or dissatisfied are you with the current in Hong Kong?

(Randomise the three conditions)

	Very much satisfied	Somewhat satisfied	Half-half	Somewhat dissatisfied	Very much dissatisfied	Don’t know / hard to say
Political condition						
Economic condition						
Livelihood condition						

Other Opinions

Do you have any survey question to suggest for our surveys?

(If you do not have any suggestion, please leave this space blank.)

Do you have any message you want us to forward to your District Councillor or other locally known persons you name here? (Please provide their identities and your contacts)

(The request you make here is not part of our study. We simply want to assist people who want to send a message to current or former District Councillor, new or senior community leaders, persons in charge of community organisations, and so on. If you do not have any suggestion, please leave this space blank.)

Other Sub-panels

Omitted

Personal Information

(Registered member) This section is about personal information. If you have already provided relevant information in this survey series and have nothing to add or update, you may skip these questions. We will use the past data you provided in this survey series for analysis.

- I have already provided my personal information, and has nothing to add or update (skip questions on personal information)
- Provide / update personal information now

Gender

- Male
- Female
- Other

Age

- _____ years old
- 12 - 14
- 15 - 17
- 18 - 19
- 20 - 24
- 25 - 29
- 30 - 34
- 35 - 39
- 40 - 44
- 45 - 49
- 50 - 54
- 55 - 59
- 60 - 64
- 65 - 69
- 70 or above

Educational attainment

(The highest level attended, regardless of whether you have completed the course, including what you are attending)

- Primary or below
- Lower secondary (Secondary 1 to 3)
- Upper secondary (Secondary 4 to 7 / DSE / Yi Jin)
- Tertiary: non-degree course (including diploma / certificate / sub-degree course)
- Tertiary: bachelor degree course
- Tertiary: postgraduate school or above

Occupation

(Owner / self-employed / freelance / part time / civil servant are not valid answers, please answer according to the job nature or content)

- Administrator and professional
- Clerical and service worker
- Production worker
- Student
- Home-maker / housewife
- Retired person
- Unemployed / between jobs / other non-employed
- Other: _____

Which of the following best describes your political inclination?

(Randomise the four camps)

- Localist
- Pro-democracy camp
- Centrist
- Pro-establishment camp
- Other: _____
- No political inclination / politically neutral / do not belong to any camp
- Don't know / hard to say

Area of residence

- Central & Western District
- Wan Chai
- Eastern District
- Southern District
- Yau Tsim Mong
- Sham Shui Po
- Kowloon City
- Wong Tai Sin
- Kwun Tong
- Tsuen Wan
- Tuen Mun
- Yuen Long
- North District
- Tai Po
- Sai Kung
- Sha Tin
- Kwai Tsing

- Islands

Which candidate did you vote for in the 2019 District Council Election?

- Candidate of pro-democracy camp, including localist
- Candidate of non-pro-democracy camp, including pro-establishment camp and centrist
- Don't know / hard to say
- Blank / void vote
- Did not vote (was a registered voter of the election)
- Did not vote (was not a registered voter of the election)

End of Questionnaire

Thank you for completing the survey. For enquiries, please email us at panel@pori.hk.