



HONG KONG PUBLIC OPINION RESEARCH INSTITUTE

香港民意研究所

Hong Kong Public Opinion Program of Hong Kong Public Opinion Research Institute

PopPanel Research Report No. 78 cum “We Hongkongers” Research Report No. 55

Survey Date: 17 to 20 May 2021

Release Date: 21 May 2021

Copyright of this report was generated by the Hong Kong Public Opinion Program (HKPOP) and opened to the world.
HKPOP proactively promotes open data, open technology and the free flow of ideas, knowledge and information.
The predecessor of HKPOP was the Public Opinion Programme at The University of Hong Kong (HKUPOP).
“POP” in this publication may refer to HKPOP or HKUPOP as the case may be.

Research Background

"We Hongkongers" is an initiative advocated by Hong Kong Public Opinion Program (HKPOP) of Hong Kong Public Opinion Research Institute (HKPORI), with the support of many members of the civic society. With reference to the petition website "We the People" hosted by the White House of the United States, "We Hongkongers" aims to reflect public sentiment by conducting scientific research on any issues raised by Hong Kong citizens: https://www.pori.hk/wehongkongers_factsheet_20191017_chi.

"We Hongkongers" Project officially started on 17 October 2019, in the form of intensive rolling surveys. A total of 12 reports were published as of 23 December 2019. In mid-May 2020, in response to the rapid changes in Hong Kong's political and public sentiment, HKPOP redeveloped the "We Hongkongers" Project. Coupled with the rapid development of the "HKPOP Panel" established by PORI in July 2019, PORI decided to launch the "We Hongkongers Panel Survey" to further strengthen interaction with the public and as well as collect and analyze public opinion and there are 29 reports in total. In January 2021, PORI redeveloped the "We Hongkongers" Project again to strengthen the cooperation with non-governmental organizations, civil society organizations, concern groups and professional organizations, and the results will be released in the form of mini-forums to initiate policy discussions.

This report also represents Report No. 78 under HKPOP Panel survey series, as well as Report No. 55 under the "We Hongkongers" Project Series. The research is co-organized with the Hong Kong Subdivided Flats Concerning Platform on the theme "The Rent of Subdivided Flats".

HKPOP sent out emails to all panel members at the beginning of the survey, inviting them to fill in the questionnaire at the designated online platform. Members were allowed to make repeated submissions, while only the last submission of each individual member would be used for analysis.

Contact Information

Herewith the contact information of the “We Hongkongers” Panel Survey:

Table 1: Detailed Contact Information

Survey method	Online survey
Target population	HKPOP Panel samples, namely Hong Kong People Representative Panel (Probability-based Panel) and Hong Kong People Volunteer Panel (Non-probability-based Panel)
Weighting method	The figures are rim-weighted according to 1) gender-age distribution, educational attainment (highest level attended) distribution, economic activity status distribution of Hong Kong population and by District Councils population figures from Census and Statistics Department; 2) Voting results of District Councils Election from Registration and Electoral Office; 3) rating distribution of Chief Executive from regular tracking surveys.
Date of survey	17 May, 3pm – 20 May, 3pm
Total sample size	6,090
Response rate	6.5%
Sampling error ^[1]	Sampling error of percentages at +/-1% at 95% confidence level

[1] All error figures in this release are calculated at 95% confidence level. “95% confidence level” means that if we were to repeat a certain survey 100 times with different random samples, we would expect 95 times having the population parameter within the respective error margins calculated. Because of sampling errors, when quoting percentages, journalists should refrain from reporting decimal places, whereas one decimal place can be used when quoting rating figures.

PopPanel Composition

Regarding data collection, survey data from both the Hong Kong People Representative Panel and Hong Kong People Volunteer Panel were collected in the form of online questionnaire.

Among them, the Hong Kong People Representative Panel comes from members of the “HKPOP Panel” recruited in regular random telephone surveys. HKPOP uses “HKPOP Panel” as a framework for conducting surveys for different research projects, any eligible family member in the household may be invited to participate in a specific research.

Meanwhile, members of the Hong Kong People Volunteer Panel are recruited online. Citizens only need to self-register in HKPORI website to participate in online questionnaires.

All panel data collected will be adjusted using rim-weighting, to minimize the effects of self-selection bias or participation bias. Details are documented in the Weighting Procedure section.

Response Rate

HKPOP adopts a set of contact definition in compliance with most international standards. Historically, the social research community in Hong Kong has developed its own set of contact rates, cooperation rates, response rates, and so on. HKPOP normally reports the "success rate" for online surveys.

The calculation of the success rates in this study refers to the following tables.

Table 2: Calculation of success rate of the HKPOP Panel (by HKPOP definition)

Success rate	
=	$\frac{\text{Successful cases}}{\text{Panel size of the Hong Kong People Representative Panel}} \times 100.0\%$
=	$\frac{6,090}{93,888} \times 100.0\%$
=	6.5%

Weighting Procedure

HKPOP has continuously adopted and enhanced its weighting method over the past few decades. For this survey, HKPOP adopts a "2 by 5 by 2 by 4 by 18 by 3 by 13" weighting procedure involving seven variables, namely, gender, age, educational attainment, economic activity status, district (18 cells), voting record (3 cells) and rating of Chief Executive (13 cells). Basically, the raw data of practically all random telephone surveys conducted by HKPOP are rim-weighted by the figures obtained from the Hong Kong Census and Statistics Department and/or Registration and Electoral Office so that the marginal distribution of the sample in terms of gender, age, educational attainment and economic activity status would match with that of the general population figures from the Hong Kong Census and Statistics Department. The marginal distribution of the sample in terms of district and voting record would match that of the general population figures from the Hong Kong Census and Statistics Department and/or Registration and Electoral Office. The marginal distribution of the sample in terms of "rating of Chief Executive" would match that of the general population in HKPOP's regular tracking surveys. This rim-weighting method (sometimes called raking) is found to be the most practicable method in processing HKPOP's survey data.

Specifically, the gender and age groupings used for weighting are as follows:

- Male 12-29
- Male 30-39
- Male 40-49
- Male 50-59
- Male 60 or above
- Female 12-29
- Female 30-39
- Female 40-49
- Female 50-59
- Female 60 or above

The educational attainments used for weighting are as follows:

- Secondary or below
- Tertiary or above

The economic activity statuses used for weighting are as follows:

- Working population / Others
- Home-makers / Housewives
- Students
- Retired person

The districts used for weighting are as follows:

- Central and Western
- Wan Chai
- Eastern
- Southern
- Yau Tsim Mong
- Sham Shui Po
- Kowloon City
- Wong Tai Sin
- Kwun Tong
- Tsuen Wan
- Tuen Mun
- Yuen Long
- North
- Tai Po
- Sai Kung
- Sha Tin
- Kwai Tsing
- Islands

The voting records used for weighting are as follows:

- Candidates of pro-democracy camp
- Candidates of non-pro-democracy camp
- Did not vote / blank/void vote

The "rating of Chief Executive" groupings used for weighting are as follows:

- 0 mark
- 1-9 mark(s)
- 10-19 marks
- 20-29 marks
- 30-39 marks
- 40-49 marks
- 50 marks
- 51-60 marks
- 61-70 marks
- 71-80 marks
- 81-90 marks
- 91-99 marks
- 100 marks

Quantitative Analysis Results

Quantitative analysis results of the “We Hongkongers” Panel Survey, after applying the standard weighting procedures, are as follows, all questions listed hereby are opinion questions:

Table 3: Q1 Survey results; Survey period: 17-20/5/2021

Q1 Is the flat you currently live in bought or rented?	Combined^[2] (Base=5,771)
Bought	58%
Rented (including rent free or provided by employer)	42%

[2] The aggregated figures come from adjusting the by-group weighted figures using ratio of “pan-democratic” vs “non-pan-democratic” collected in regular tracking survey.

Chart 1: Q1 Combined chart

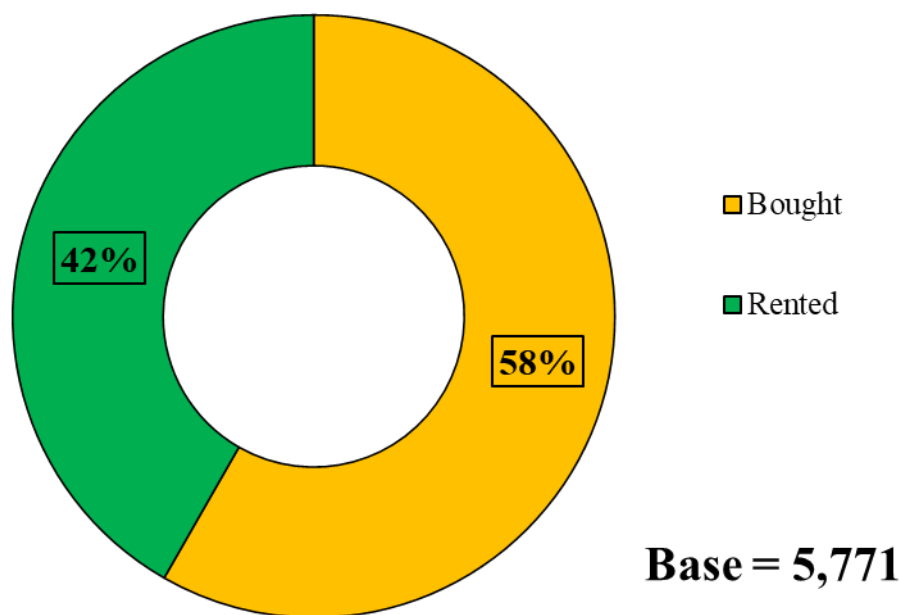


Table 4: Q2 Survey results; Survey period: 17-20/5/2021

Q2 What kind of flat do you currently live in?	Combined^[3] (Base=5,815)
Subdivided flat (including rooftop dwellings, cubicle apartments, bedspace apartments, etc.)	1%
Public rental housing (including Senior Citizen Residences Scheme flats and other public rental housing units)	18%
Home Ownership Scheme flat with premium not yet paid (including Sandwich Class Housing Scheme flats and other subsidised)	12%
Private housing (including HOS flat and other subsidised housing with premium paid, village houses and staff quarters)	63%
Other (including dormitories for students, elderly homes, industrial buildings, hotels, temporary housing, etc.)	5%

[3] The aggregated figures come from adjusting the by-group weighted figures using ratio of “pan-democratic” vs “non-pan-democratic” collected in regular tracking survey.

Chart 2: Q2 Combined chart

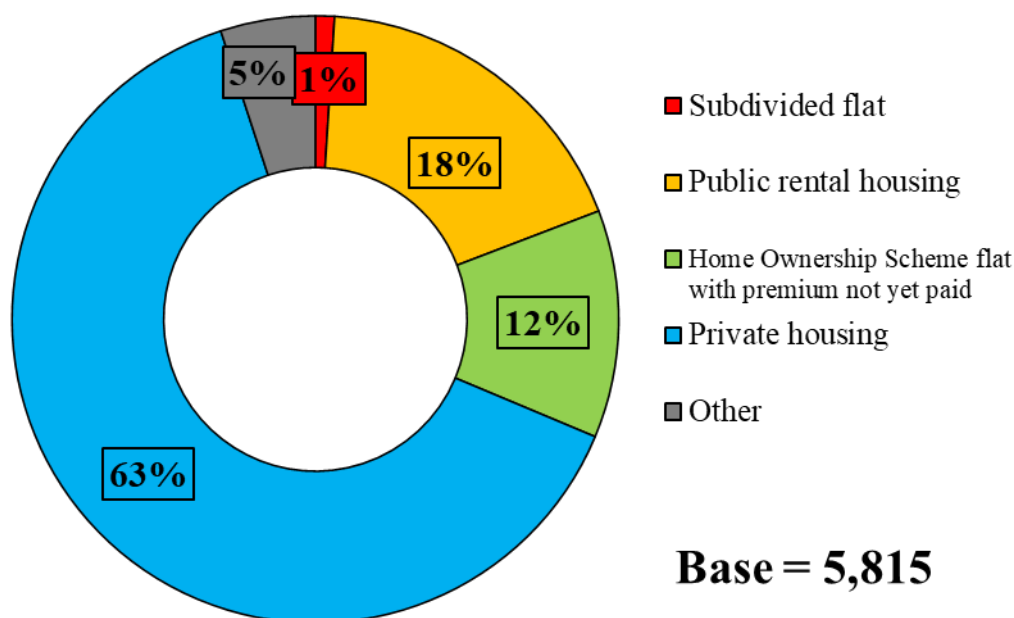


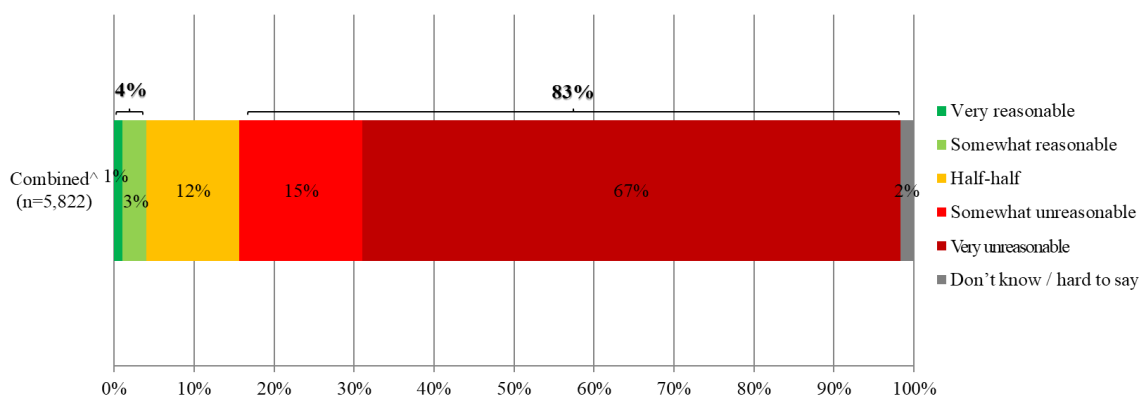
Table 5: Q3 Survey results; Survey period: 17-20/5/2021

Q3 On average, the rent per square foot for subdivided flats is higher than that of a small private flat. How reasonable or unreasonable do you think this is?	Combined^[4] (Base=5,822)
<p>Very reasonable</p> <p>Somewhat reasonable } Reasonable</p> <p>Half-half</p> <p>Somewhat unreasonable</p> <p>Very unreasonable } Unreasonable</p> <p>Don't know / hard to say</p>	<p>1% } 4%</p> <p>3% } 4%</p> <p>12%</p> <p>15% } 83%</p> <p>67% } 83%</p> <p>2%</p>
Mean^[5]	1.5

[4] The aggregated figures come from adjusting the by-group weighted figures using ratio of "pan-democratic" vs "non-pan-democratic" collected in regular tracking survey.

[5] The mean value is calculated by quantifying all individual responses into 1, 2, 3, 4, 5 marks according to their degree of positive level, where 1 is the lowest and 5 the highest, and then calculate the sample mean.

Chart 3: Q3 Combined chart



^ The aggregated figures come from adjusting the by-group weighted figures using ratio of "pan-democratic" vs "non-pan-democratic" collected in regular tracking survey.

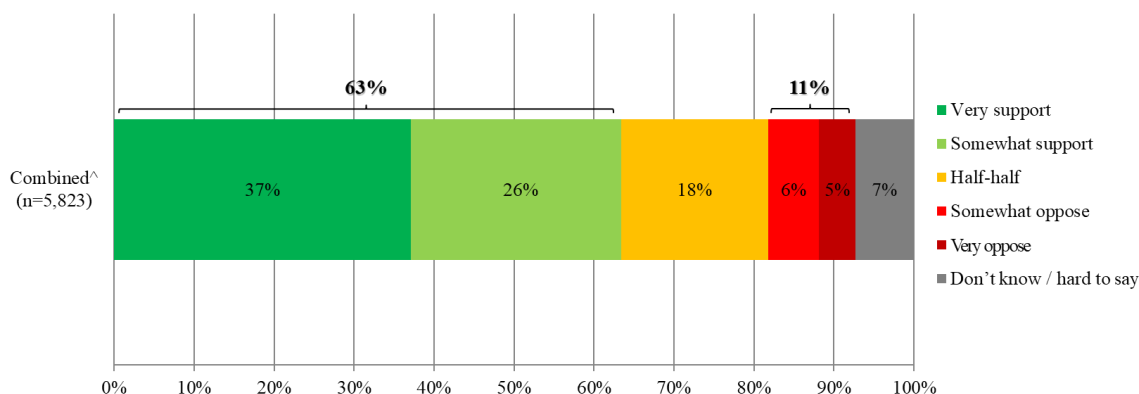
Table 6: Q4 Survey results; Survey period: 17-20/5/2021

Q4 How much do you support or oppose a new law that sets a ceiling on the start-up rental of new rental contracts for subdivided flats?	Combined^[6] (Base=5,823)
Very support Somewhat support Half-half Somewhat oppose Very oppose Don't know / hard to say	37% 26% 18% 6% 5% 7%
} Support } Oppose	} 63% } 11%
Mean^[7]	3.9

[6] The aggregated figures come from adjusting the by-group weighted figures using ratio of “pan-democratic” vs “non-pan-democratic” collected in regular tracking survey.

[7] The mean value is calculated by quantifying all individual responses into 1, 2, 3, 4, 5 marks according to their degree of positive level, where 1 is the lowest and 5 the highest, and then calculate the sample mean.

Chart 4: Q4 Combined chart



^ The aggregated figures come from adjusting the by-group weighted figures using ratio of “pan-democratic” vs “non-pan-democratic” collected in regular tracking survey.

Appendices

Appendix 1: Demographic profile of respondents

Gender:	Pro-democracy camp supporters				Non-pro-democracy camp supporters #				Total			
	Raw sample		Weighted sample		Raw sample		Weighted sample		Raw sample		Weighted sample	
	Freq	%	Freq	%	Freq	%	Freq	%	Freq	%	Freq	%
Male	2,782	53.7%	983	47.3%	350	54.7%	1,677	48.2%	3,132	53.8%	2,661	47.9%
Female	2,396	46.2%	1,095	52.7%	289	45.2%	1,804	51.8%	2,685	46.1%	2,899	52.1%
Other	6	0.1%	1	<0.1%	1	0.2%	<1	<0.1%	7	0.1%	1	<0.1%
Total	5,184	100.0%	2,079	100.0%	640	100.0%	3,481	100.0%	5,824	100.0%	5,560	100.0%
Missing case(s)	0		0		0		0		0		0	

Age:	Pro-democracy camp supporters				Non-pro-democracy camp supporters #				Total			
	Raw sample		Weighted sample		Raw sample		Weighted sample		Raw sample		Weighted sample	
	Freq	%	Freq	%	Freq	%	Freq	%	Freq	%	Freq	%
12 - 29	742	14.3%	631	30.4%	42	6.6%	328	9.4%	784	13.5%	959	17.3%
30 - 39	1,231	23.8%	225	10.8%	132	20.6%	497	14.3%	1,363	23.4%	722	13.0%
40 - 49	1,328	25.6%	338	16.3%	142	22.2%	633	18.2%	1,470	25.2%	971	17.5%
50 - 59	1,187	22.9%	601	28.9%	181	28.3%	1,050	30.2%	1,368	23.5%	1,651	29.7%
60 or above	695	13.4%	284	13.7%	143	22.3%	973	27.9%	838	14.4%	1,256	22.6%
Total	5,183	100.0%	2,079	100.0%	640	100.0%	3,481	100.0%	5,823	100.0%	5,560	100.0%
Missing case(s)	1	0%	<1	0%	0		0		1		<1	

Education attainment:	Pro-democracy camp supporters				Non-pro-democracy camp supporters #				Total			
	Raw sample		Weighted sample		Raw sample		Weighted sample		Raw sample		Weighted sample	
	Freq	%	Freq	%	Freq	%	Freq	%	Freq	%	Freq	%
Primary or below	8	0.2%	12	0.6%	3	0.5%	8	0.2%	11	0.2%	20	0.4%
Secondary	790	15.3%	834	40.2%	141	22.2%	1,068	30.7%	931	16.0%	1,902	34.3%
Tertiary or above	4,379	84.6%	1,229	59.2%	492	77.4%	2,403	69.1%	4,871	83.8%	3,631	65.4%
Total	5,177	100.0%	2,075	100.0%	636	100.0%	3,478	100.0%	5,813	100.0%	5,553	100.0%
Missing case(s)	7	0%	4	0%	4		3		11		7	

Occupation:	Pro-democracy camp supporters				Non-pro-democracy camp supporters #				Total			
	Raw sample		Weighted sample		Raw sample		Weighted sample		Raw sample		Weighted sample	
	Freq	%	Freq	%	Freq	%	Freq	%	Freq	%	Freq	%
Administrators and professionals	2,067	39.9%	368	17.7%	228	35.8%	771	22.2%	2,295	39.5%	1,139	20.5%
Clerks and service workers	1,398	27.0%	583	28.1%	164	25.8%	1,005	28.9%	1,562	26.9%	1,588	28.6%
Workers	99	1.9%	102	4.9%	14	2.2%	73	2.1%	113	1.9%	175	3.2%
Students	186	3.6%	206	10.0%	7	1.1%	147	4.2%	193	3.3%	353	6.4%
Home-makers / housewives	236	4.6%	280	13.5%	29	4.6%	264	7.6%	265	4.6%	544	9.8%
Others	1,189	23.0%	536	25.8%	194	30.5%	1,217	35.0%	1,383	23.8%	1,753	31.6%
Total	5,175	100.0%	2,075	100.0%	636	100.0%	3,478	100.0%	5,811	100.0%	5,553	100.0%
Missing case(s)	9		4		4		3		13		7	

District:	Pro-democracy camp supporters				Non-pro-democracy camp supporters #				Total			
	Raw sample		Weighted sample		Raw sample		Weighted sample		Raw sample		Weighted sample	
	Freq	%	Freq	%	Freq	%	Freq	%	Freq	%	Freq	%
Central & Western	216	4.2%	34	1.7%	28	4.4%	83	2.4%	244	4.2%	117	2.1%
Wan Chai	118	2.3%	21	1.0%	18	2.8%	131	3.8%	136	2.4%	152	2.7%
Eastern	511	9.9%	106	5.2%	79	12.4%	377	10.9%	590	10.2%	483	8.7%
Southern	194	3.8%	43	2.1%	22	3.5%	156	4.5%	216	3.7%	200	3.6%
Yau Tsim Mong	225	4.4%	134	6.5%	30	4.7%	216	6.2%	255	4.4%	350	6.3%
Sham Shui Po	246	4.8%	68	3.3%	38	6.0%	241	6.9%	284	4.9%	309	5.6%
Kowloon City	277	5.4%	81	3.9%	41	6.5%	230	6.6%	318	5.5%	311	5.6%
Wong Tai Sin	267	5.2%	134	6.5%	28	4.4%	193	5.6%	295	5.1%	327	5.9%
Kwun Tong	391	7.6%	268	13.1%	43	6.8%	189	5.4%	434	7.5%	457	8.3%
Tsuen Wan	261	5.1%	91	4.4%	34	5.4%	130	3.7%	295	5.1%	221	4.0%
Tuen Mun	291	5.7%	171	8.3%	41	6.5%	207	6.0%	332	5.7%	378	6.8%
Yuen Long	346	6.7%	160	7.8%	47	7.4%	326	9.4%	393	6.8%	486	8.8%
North	152	3.0%	57	2.8%	19	3.0%	100	2.9%	171	3.0%	157	2.8%
Tai Po	232	4.5%	185	9.0%	22	3.5%	74	2.1%	254	4.4%	259	4.7%
Sai Kung	408	7.9%	116	5.7%	38	6.0%	281	8.1%	446	7.7%	397	7.2%
Sha Tin	612	11.9%	168	8.2%	63	9.9%	236	6.8%	675	11.7%	404	7.3%
Kwai Tsing	279	5.4%	162	7.9%	37	5.8%	259	7.5%	316	5.5%	421	7.6%
Islands	113	2.2%	50	2.4%	7	1.1%	47	1.4%	120	2.1%	97	1.8%
Total	5,139	100.0%	2,049	100.0%	635	100.0%	3,477	100.0%	5,774	100.0%	5,527	100.0%
Missing case(s)	45		29		5		4		50		33	

Political inclination:	Pro-democracy camp supporters				Non-pro-democracy camp supporters #				Total			
	Raw sample		Weighted sample		Raw sample		Weighted sample		Raw sample		Weighted sample	
	Freq	%	Freq	%	Freq	%	Freq	%	Freq	%	Freq	%
Pro-democracy camp	2,953	57.0%	1,328	63.9%	0	0%	0	0%	2,953	50.7%	1,328	23.9%
Pro-establishment camp	0	0%	0	0%	51	8.0%	521	15.0%	51	0.9%	521	9.4%
Localist	2,231	43.0%	751	36.1%	0	0%	0	0%	2,231	38.3%	751	13.5%
Centrist	0	0%	0	0%	200	31.3%	997	28.6%	200	3.4%	997	17.9%
Others	0	0%	0	0%	0	0%	0	0%	0	0%	0	0%
No political inclination / politically neutral / don't belong to any camp	0	0%	0	0%	389	60.8%	1,963	56.4%	389	6.7%	1,963	35.3%
Don't know / hard to say	0	0%	0	0%	0	0%	0	0%	0	0%	0	0%
Total	5,184	100.0%	2,079	100.0%	640	100.0%	3,481	100.0%	5,824	100.0%	5,560	100.0%
Missing case(s)	0		0		0		0		0		0	

Voted political camp:	Pro-democracy camp supporters				Non-pro-democracy camp supporters #				Total			
	Raw sample		Weighted sample		Raw sample		Weighted sample		Raw sample		Weighted sample	
	Freq	%	Freq	%	Freq	%	Freq	%	Freq	%	Freq	%
Democratic	4,917	95.1%	1,076	52.1%	385	60.2%	348	10.0%	5,302	91.3%	1,424	25.7%
Non-democratic	11	0.2%	90	4.3%	121	18.9%	1,831	52.6%	132	2.3%	1,921	34.6%
Did not vote / blank vote / void vote / don't know / hard to say / refuse to answer	166	3.2%	483	23.4%	98	15.3%	838	24.1%	264	4.5%	1,321	23.8%
Not a registered voter	74	1.4%	417	20.2%	36	5.6%	464	13.3%	110	1.9%	881	15.9%
Total	5,168	100.0%	2,066	100.0%	640	100.0%	3,481	100.0%	5,808	100.0%	5,547	100.0%

*(Only for respondents aged 18 or above or refuse to answer age)

Including pro-establishment camp supporters, centrist supporters, no political inclination / politically neutral / do not belong to any camp

Appendix 2: Contact Information

Total valid samples	6,090
Survey period	17-20/5/2021
Success rate	6.5%
Questionnaires sent out	93,888
Questionnaires received	6,792
Ineligible samples	45
Invalid samples	30
Incomplete samples	627
Standard error	0.6%
Sampling error	3.6%

Appendix 3: Quantitative analyses

Q1 Survey results; Survey period: 17-20/5/2021

Q1 Is the flat you currently live in bought or rented?	Pro-democracy camp supporters	Non-pro-democracy camp supporters #	Total
	Percentages (Base=2,065)	Percentages (Base=3,460)	Percentages (Base=5,526)
Bought	50.7%	62.8%	58.3%
Rented (including rent free or provided by employer)	49.3%	37.2%	41.7%
Total	100.0%	100.0%	100.0%
<i>Refuse to answer</i>	13	21	34

Including pro-establishment camp supporters, centrist supporters, no political inclination / politically neutral / do not belong to any camp

Q2 Survey results; Survey period: 17-20/5/2021

Q2 What kind of flat do you currently live in?	Pro-democracy camp supporters	Non-pro-democracy camp supporters #	Total
	Percentages (Base=2,078)	Percentages (Base=3,481)	Percentages (Base=5,560)
Subdivided flat (including rooftop dwellings, cubicle apartments, bedspace apartments, etc.)	2.3%	0.8%	1.4%
Public rental housing (including Senior Citizen Residences Scheme flats and other public rental housing units)	26.9%	13.3%	18.4%
Home Ownership Scheme flat with premium not yet paid (including Sandwich Class Housing Scheme flats and other subsidised sale flats)	11.0%	13.1%	12.3%
Private housing (including HOS flat and other subsidised housing with premium paid, village houses and staff quarters)	54.0%	68.2%	62.9%
Other (including dormitories for students, elderly homes, industrial buildings, hotels, temporary housing, etc.)	5.8%	4.5%	5.0%
Total	100.0%	100.0%	100.0%
<i>Refuse to answer</i>	<1	0	<1

Including pro-establishment camp supporters, centrist supporters, no political inclination / politically neutral / do not belong to any camp

Q3 Survey results; Survey period: 17-20/5/2021

Q3 On average, the rent per square foot for subdivided flats is higher than that of a small private flat. How reasonable or unreasonable do you think this is?	Pro-democracy camp supporters	Non-pro-democracy camp supporters #	Total
	Percentages (Base=2,079)	Percentages (Base=3,481)	Percentages (Base=5,560)
Very reasonable	0.0%	1.7%	1.1%
Somewhat reasonable	3.2%	2.8%	3.0%
Half-half	4.6%	15.9%	11.6%
Somewhat unreasonable	14.3%	16.0%	15.4%
Very unreasonable	77.0%	61.5%	67.3%
Don't know / hard to say	0.9%	2.2%	1.7%
Total	100.0%	100.0%	100.0%
Mean values	1.3	1.6	1.5
Standard error of mean	<0.1	<0.1	<0.1
Median	1.0	1.0	1.0
<i>Refuse to answer</i>	<1	0	<1
Net value (Reasonable- Unreasonable)	-88.1%	-73.0%	-78.6%

Including pro-establishment camp supporters, centrist supporters, no political inclination / politically neutral / do not belong to any camp

Q4 Survey results; Survey period: 17-20/5/2021

Q4 How much do you support or oppose a new law that sets a ceiling on the start-up rental of new rental contracts for subdivided flats?	Pro-democracy camp supporters	Non-pro-democracy camp supporters #	Total
	Percentages (Base=2,079)	Percentages (Base=3,481)	Percentages (Base=5,560)
Strongly support } Support	34.2%	38.9%	37.1%
Somewhat support }	28.3%	25.1%	26.3%
Half-half	17.0%	19.1%	18.4%
Somewhat oppose }	4.8%	7.2%	6.3%
Strongly oppose } Oppose	7.7%	2.7%	4.6%
Don't know / hard to say	8.0%	7.0%	7.3%
Total	100.0%	100.0%	100.0%
Mean values	3.8	4.0	3.9
Standard error of mean	<0.1	<0.1	<0.1
Median	4.0	4.0	4.0
<i>Refuse to answer</i>	<1	0	<1
Net value (Support- Oppose)	+49.9%	+54.1%	+52.5%

Including pro-establishment camp supporters, centrist supporters, no political inclination / politically neutral / do not belong to any camp

Appendix 4: Survey questionnaire (17-20/5/2021)

We Hongkongers & Community Health Survey

Hong Kong Public Opinion Research Institute is politically neutral. We welcome different opinions. All personal data will be kept strictly confidential. You can fill in the questionnaire again to express your latest views. When we need to work on the data, your last submission will be used. For enquiries, please email us at panel@pori.hk.

Last updated: xxxx-xx-xx

Tentative next update: xxxx-xx-xx

***Required**

Eligibility Confirmation

Are you a Hong Kong resident aged 12 or above? *

- Yes
- No

(New member) Please first register as a HKPOP Panel member at

<https://www.pori.hk/panel.html?lang=en> *

- Already registered as a member earlier (Please go to the survey platform by clicking on the designated hyperlink sent to you by email)
- Have just registered as a member
- Not yet registered as a member, and will register after completing the survey (Please note: Your response will be removed if you have not yet successfully registered as a member at the time of data analysis)

(New member) Email used / will be used in registration: *

We Hongkongers Series

Is the flat you currently live in bought or rented?

- Bought
- Rented (including rent free or provided by employer)

What kind of flat do you currently live in?

- Subdivided flat (including rooftop dwellings, cubicle apartments, bedspace apartments, etc.)
- Public rental housing (including Senior Citizen Residences Scheme flats and other public rental housing units)
- Home Ownership Scheme flat with premium not yet paid (including Sandwich Class Housing Scheme flats and other subsidised sale flats)
- Private housing (including HOS flat and other subsidised housing with premium paid, village houses and staff quarters)
- Other (including dormitories for students, elderly homes, industrial buildings, hotels, temporary housing, etc.)

On average, the rent per square foot for subdivided flats is higher than that of a small private flat.

How reasonable or unreasonable do you think this is?

- Very reasonable
- Somewhat reasonable
- Half-half
- Somewhat unreasonable
- Very unreasonable
- Don't know / hard to say

How much do you support or oppose a new law that sets a ceiling on the start-up rental of new rental contracts for subdivided flats?

- Strongly support
- Somewhat support
- Half-half
- Somewhat oppose
- Strongly oppose
- Don't know / hard to say

Community Health

How likely do you think it is that you will contract novel coronavirus pneumonia over the next one month?

(Please select the closest answer)

- 0% chance (Certainly not)
- 0.001% chance (1 in 100,000)
- 0.01% chance (1 in 10,000)
- 0.1% chance (1 in 1,000)
- 1% chance (1 in 100)
- 5% chance (1 in 20)
- 10% chance (1 in 10)
- 15% chance
- 20% chance
- 25% chance
- 30% chance
- 35% chance
- 40% chance
- 45% chance
- 50% chance
- 60% chance
- 70% chance
- 80% chance
- 90% chance
- 100% chance (Certainly will)
- Don't know / hard to say
- Other: _____

Do you think the regulation prohibiting gatherings of more than a specific number of people in public places should be completely lifted unconditionally in Hong Kong?

- Yes, the ban should be lifted unconditionally → [Skip questions related to this regulation](#)
- No, it should depend on the epidemic situation
- Don't know / hard to say

How many newly confirmed cases each day should there be before it would be appropriate to prohibit gatherings of more than 2 people?

[The pandemic should be at its worst; For reference, there are 6 newly confirmed cases on April 15, 2021]

(To opt for "don't know / hard to say", please input 99999)

How many newly confirmed cases each day should there be before it would be appropriate to prohibit gatherings of more than 4 people?

[The number of newly confirmed cases should be fewer than that in the previous question]

(To opt for "don't know / hard to say", please input 99999)

How many newly confirmed cases each day should there be before it would be appropriate to prohibit gatherings of more than 8 people?

[The number of newly confirmed cases should be fewer than that in the previous question]

(To opt for "don't know / hard to say", please input 99999)

How many newly confirmed cases each day should there be before it would be appropriate to prohibit gatherings of more than 16 people?

[The number of newly confirmed cases should be fewer than that in the previous question]

(To opt for "don't know / hard to say", please input 99999)

Please list combinations of [number of cases & number of people allowed in gatherings] that you think is appropriate in the field below:

After how many days of zero infection do you think the group gathering ban should be lifted altogether?

_____ day(s)

How satisfied or dissatisfied are you with the government’s performance in handling novel coronavirus pneumonia?

- Very much satisfied
- Somewhat satisfied
- Half-half
- Somewhat dissatisfied
- Very much dissatisfied
- Don’t know / hard to say

Other Opinions

Please rate on a scale of 0 to 100 your extent of support to the Chief Executive Carrie Lam, with 0 indicating absolutely not supportive, 100 indicating absolutely supportive and 50 indicating half-half. How would you rate the Chief Executive Carrie Lam? [For weighting purposes only]

- _____
- Don’t know / hard to say

Generally speaking, how satisfied or dissatisfied are you with the current in Hong Kong?

(Randomise the three conditions)

	Very much satisfied	Somewhat satisfied	Half-half	Somewhat dissatisfied	Very much dissatisfied	Don’t know / hard to say
Political condition						
Economic condition						
Livelihood condition						

Other Opinions

Do you have any survey question to suggest for our surveys?

(If you do not have any suggestion, please leave this space blank.)

Do you have any message you want us to forward to your District Councillor or other locally known persons you name here? (Please provide their identities and your contacts)

(The request you make here is not part of our study. We simply want to assist people who want to send a message to current or former District Councillor, new or senior community leaders, persons in charge of community organisations, and so on. If you do not have any suggestion, please leave this space blank.)

Personal Information

(Registered member) This section is about personal information. If you have already provided relevant information in this survey series and have nothing to add or update, you may skip these questions. We will use the past data you provided in this survey series for analysis.

- I have already provided my personal information, and has nothing to add or update (skip questions on personal information)
- Provide / update personal information now

Gender

- Male
- Female
- Other

Age

- _____ years old
- 12 - 14
- 15 - 17
- 18 - 19
- 20 - 24
- 25 - 29
- 30 - 34
- 35 - 39
- 40 - 44
- 45 - 49
- 50 - 54
- 55 - 59
- 60 - 64
- 65 - 69
- 70 or above

Educational attainment

(The highest level attended, regardless of whether you have completed the course, including what you are attending)

- Primary or below
- Lower secondary (Secondary 1 to 3)
- Upper secondary (Secondary 4 to 7 / DSE / Yi Jin)
- Tertiary: non-degree course (including diploma / certificate / sub-degree course)
- Tertiary: bachelor degree course
- Tertiary: postgraduate school or above

Occupation

(Owner / self-employed / freelance / part time / civil servant are not valid answers, please answer according to the job nature or content)

- Administrator and professional
- Clerical and service worker
- Production worker
- Student
- Home-maker / housewife
- Retired person
- Unemployed / between jobs / other non-employed
- Other: _____

Which of the following best describes your political inclination?

(Randomise the four camps)

- Localist
- Pro-democracy camp
- Centrist
- Pro-establishment camp
- Other: _____
- No political inclination / politically neutral / do not belong to any camp
- Don't know / hard to say

Area of residence

- Central & Western District
- Wan Chai
- Eastern District
- Southern District
- Yau Tsim Mong
- Sham Shui Po
- Kowloon City
- Wong Tai Sin
- Kwun Tong
- Tsuen Wan
- Tuen Mun
- Yuen Long
- North District
- Tai Po
- Sai Kung
- Sha Tin
- Kwai Tsing
- Islands

Which candidate did you vote for in the 2019 District Council Election?

- Candidate of pro-democracy camp, including localist
- Candidate of non-pro-democracy camp, including pro-establishment camp and centrist
- Don't know / hard to say
- Blank / void vote
- Did not vote (was a registered voter of the election)
- Did not vote (was not a registered voter of the election)

End of Questionnaire

Thank you for completing the survey. For enquiries, please email us at panel@pori.hk.