



HONG KONG PUBLIC OPINION RESEARCH INSTITUTE

香港民意研究所

Hong Kong Public Opinion Program of Hong Kong Public Opinion Research Institute

**PopPanel Research Report No. 25 cum
Community Democracy Project Research Report No. 22
cum Community Health Project Research Report No. 18
cum We Hongkongers Research Report No. 14**

Survey Date: 28 May 2020 to 4 June 2020

Release Date: 5 June 2020

Copyright of this report was generated by the Hong Kong Public Opinion Program (HKPOP) and opened to the world.
HKPOP proactively promotes open data, open technology and the free flow of ideas, knowledge and information.
The predecessor of HKPOP was the Public Opinion Programme at The University of Hong Kong (HKUPOP).
“POP” in this publication may refer to HKPOP or HKUPOP as the case may be.

Part 1: Community Democracy Project: Community Health Module

Research Background

Initiated by the Hong Kong Public Opinion Research Institute (HKPORI), the “Community Integration through Cooperation and Democracy, CICD” Project (or the “Community Democracy Project”) aims to provide a means for Hongkongers to re-integrate ourselves through mutual respect, rational deliberations, civilized discussions, personal empathy, social integration, and when needed, resolution of conflicts through democratic means. It is the rebuilding of our Hong Kong society starting from the community level following the spirit of science and democracy. For details, please visit: <https://www.pori.hk/cicd>.

The surveys of Community Democracy (CD) Project officially started on 3 January 2020, targeting members of “HKPOP Panel” established by HKPORI in July 2019, including “Hong Kong People Representative Panel” (Probability-based Panel) and “Hong Kong People Volunteer Panel” (Non-probability-based Panel). This report also represents Report No. 25 under HKPOP Panel survey series, as well as Report No. 22 under the CD Project survey series. Since CD Project aims to gauge the opinions of members in different communities, HKPORI needs to continuously recruit new panel members and map their profile with their respective constituency areas to form “HKPOP Community Panel” including “Community Representative Panel” and “Community Volunteer Panel” first, and then conduct the research.

In view of the outbreak of Novel Coronavirus (also known as “Wuhan Pneumonia”) in late January 2020, HKPOP kick-started the “Community Democracy Project: Community Health Module” or “Community Health Project” using a PopPanel survey design to study the public’s views on the epidemic and the Government’s relevant policies using small communities such as housing estates as the unit of analysis. The survey covers people’s views on their perceived chance of contracting pneumonia, appraisal on the government’s handling of the disease, impacts of the border closure, calls for strike by frontline medical staff, community outbreak, work-from-home arrangement, immigration controls, general use of face masks as well as the government’s implementation of relevant policies. This is the Report No. 18 under the Community Health Project survey series. The special feature of the Community Health Project is the lowering of respondents’ age bracket to 12 years old, in order to obtain more comprehensive samples.

HKPOP sent out emails to all panel members at the beginning of the survey, inviting them to fill in the questionnaire at the designated online platform. Members were allowed to make repeated submissions, while only the last submission of each individual member would be used for analysis.

Contact Information

Herewith the contact information of the Community Health survey:

Table 1: Detailed Contact Information

Survey method	Online survey	
Target population	HKPOP Panel samples, namely Hong Kong People Representative Panel (Probability-based Panel) and Hong Kong People Volunteer Panel (Non-probability-based Panel)	
Weighting method	The figures are rim-weighted according to 1) gender-age distribution of Hong Kong population and by District Councils population figures from Census and Statistics Department; 2) Voting results of District Councils Election from Registration and Electoral Office; 3) rating distribution of Chief Executive from regular tracking surveys.	
Date of survey	May 28, 3pm – June 4, 3pm	
Total sample size	Probability-based Panel: 916	Non-probability-based Panel: 9,427
Response rate	Probability-based Panel: 11.7%	Non-probability-based Panel: 14.1%
Sampling error ^[1]	Sampling error of percentages at +/-3% at 95% confidence level	Sampling error of percentages at +/-1% at 95% confidence level

[1] All error figures in this release are calculated at 95% confidence level. “95% confidence level” means that if we were to repeat a certain survey 100 times with different random samples, we would expect 95 times having the population parameter within the respective error margins calculated. Because of sampling errors, when quoting percentages, journalists should refrain from reporting decimal places, whereas one decimal place can be used when quoting rating figures.

PopPanel Composition

Regarding data collection, survey data from both the Hong Kong People Representative Panel and Hong Kong People Volunteer Panel were collected in the form of online questionnaire.

Among them, the Hong Kong People Representative Panel comes from members of the “HKPOP Panel” recruited in regular random telephone surveys. HKPOP uses “HKPOP Panel” as a framework for conducting surveys for different research projects, any eligible family member in the household may be invited to participate in a specific research.

Meanwhile, members of the Hong Kong People Volunteer Panel are recruited online. Citizens only need to self-register in HKPORI website to participate in online questionnaires.

All panel data collected will be adjusted using rim-weighting, to minimize the effects of self-selection bias or participation bias. Details are documented in the Weighting Procedure section.

Response Rate

HKPOP adopts a set of contact definition in compliance with most international standards. Historically, the social research community in Hong Kong has developed its own set of contact rates, cooperation rates, response rates, and so on. HKPOP normally reports the “success rate” for online surveys.

The calculation of the success rates in this study refers to the following tables.

Table 2: Calculation of success rate of the Hong Kong People Representative Panel (by HKPOP definition)

Success rate	
=	$\frac{\text{Successful cases}}{\text{Panel size of the Hong Kong People Representative Panel}} \times 100.0\%$
=	$\frac{916}{7,852} \times 100.0\%$
=	11.7%

Table 3: Calculation of success rate of the Hong Kong People Volunteer Panel (by HKPOP definition)

Success rate	
=	$\frac{\text{Successful cases}}{\text{Panel size of the Hong Kong People Volunteer Panel}} \times 100.0\%$
=	$\frac{9,427}{66,791} \times 100.0\%$
=	14.1%

Weighting Procedure

HKPOP has continuously adopted and enhanced its weighting method over the past few decades. For this survey, HKPOP adopts a “2 by 5 by 18 by 3 by 13” weighting procedure involving five variables, namely, gender, age, district (18 cells), voting record (3 cells) and rating of Chief Executive (13 cells). Basically, the raw data of practically all random telephone surveys conducted by HKPOP are rim-weighted by the figures obtained from the Hong Kong Census and Statistics Department and/or Registration and Electoral Office so that the marginal distribution of the sample in terms of gender and age would match with that of the general population figures from the Hong Kong Census and Statistics Department. The marginal distribution of the sample in terms of district and voting record would match that of the general population figures from the Hong Kong Census and Statistics Department and/or Registration and Electoral Office. The marginal distribution of the sample in terms of “rating of Chief Executive” would match that of the general population in HKPOP’s regular tracking surveys. This rim-weighting method (sometimes called raking) is found to be the most practicable method in processing HKPOP’s survey data.

Specifically, the gender and age groupings used for weighting are as follows:

- Male 12-29
- Male 30-39
- Male 40-49
- Male 50-59
- Male 60 or above
- Female 12-29
- Female 30-39
- Female 40-49
- Female 50-59
- Female 60 or above

The districts used for weighting are as follows:

- Central and Western
- Wan Chai
- Eastern
- Southern
- Yau Tsim Mong
- Sham Shui Po
- Kowloon City
- Wong Tai Sin
- Kwun Tong
- Tsuen Wan
- Tuen Mun
- Yuen Long
- North
- Tai Po
- Sai Kung
- Sha Tin
- Kwai Tsing
- Islands

The voting records used for weighting are as follows:

- Candidates of pro-democracy camp
- Candidates of non-pro-democracy camp
- Did not vote / blank/void vote

The “rating of Chief Executive” groupings used for weighting are as follows:

- 0 mark
- 1-9 mark(s)
- 10-19 marks
- 20-29 marks
- 30-39 marks
- 40-49 marks
- 50 marks
- 51-60 marks
- 61-70 marks
- 71-80 marks
- 81-90 marks
- 91-99 marks
- 100 marks

Quantitative Analysis Results

Quantitative analyses results of the Community Health survey, after applying the standard weighting procedures, are as follows:

Table 4: Q1 Survey results, by panel type; Survey period: 28/5-4/6/2020

Opinion Question*	Hong Kong People Representative Panel (Base=916)			Hong Kong People Volunteer Panel (Base=9,417)		
	Don't know / hard to say	Try to predict	Average	Don't know / hard to say	Try to predict	Average
Q1 What do you think is your chance of being infected with novel coronavirus pneumonia , also known as Wuhan pneumonia, in the coming one month?	27%	73%	19%	24%	76%	17%

* Answer options included: 0-10 rating scale, others and don't know / hard to say

Chart 1: Q1 Combined charts, by panel type

Assessment of the public's expected chance of COVID-19 infection

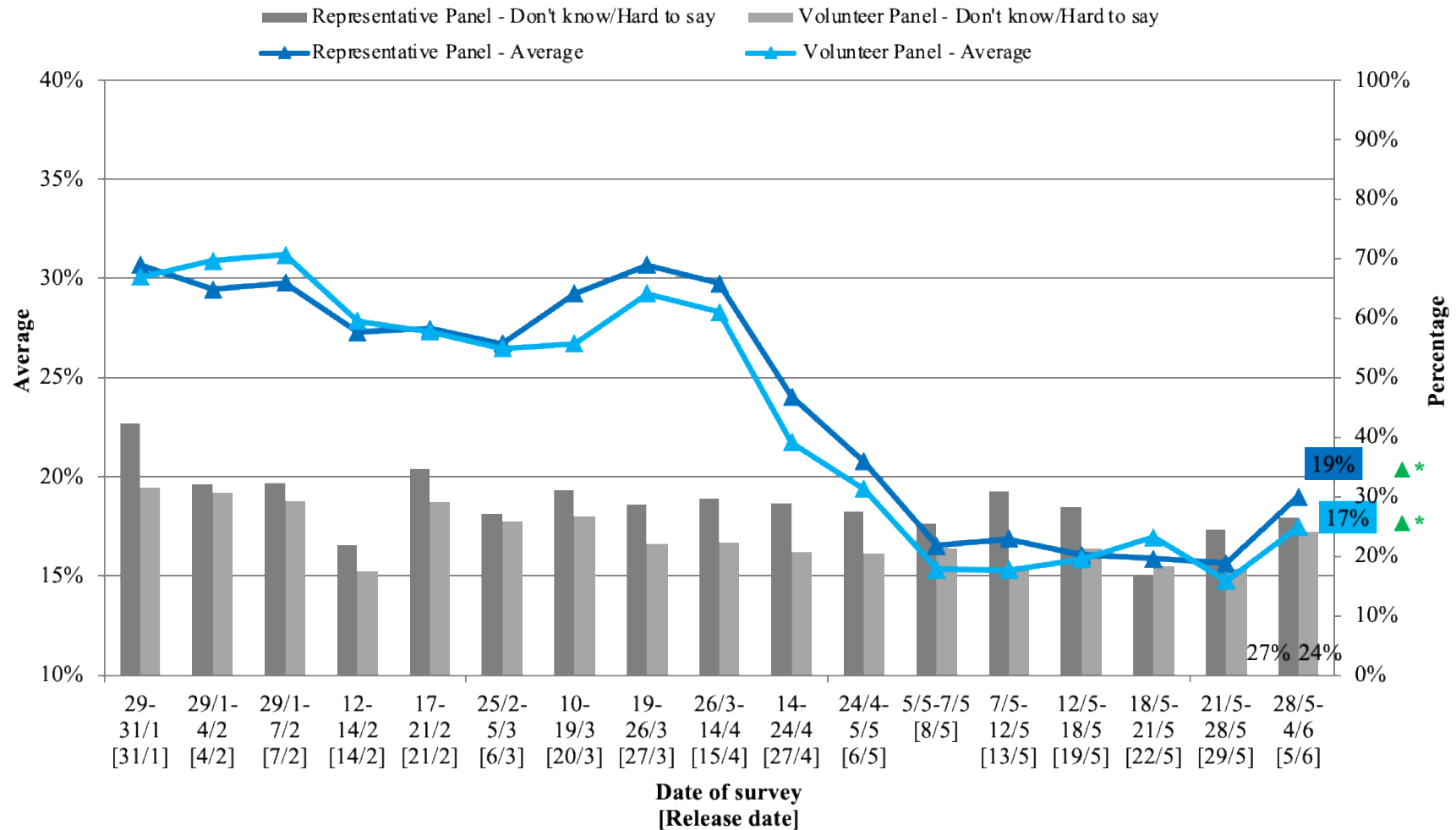
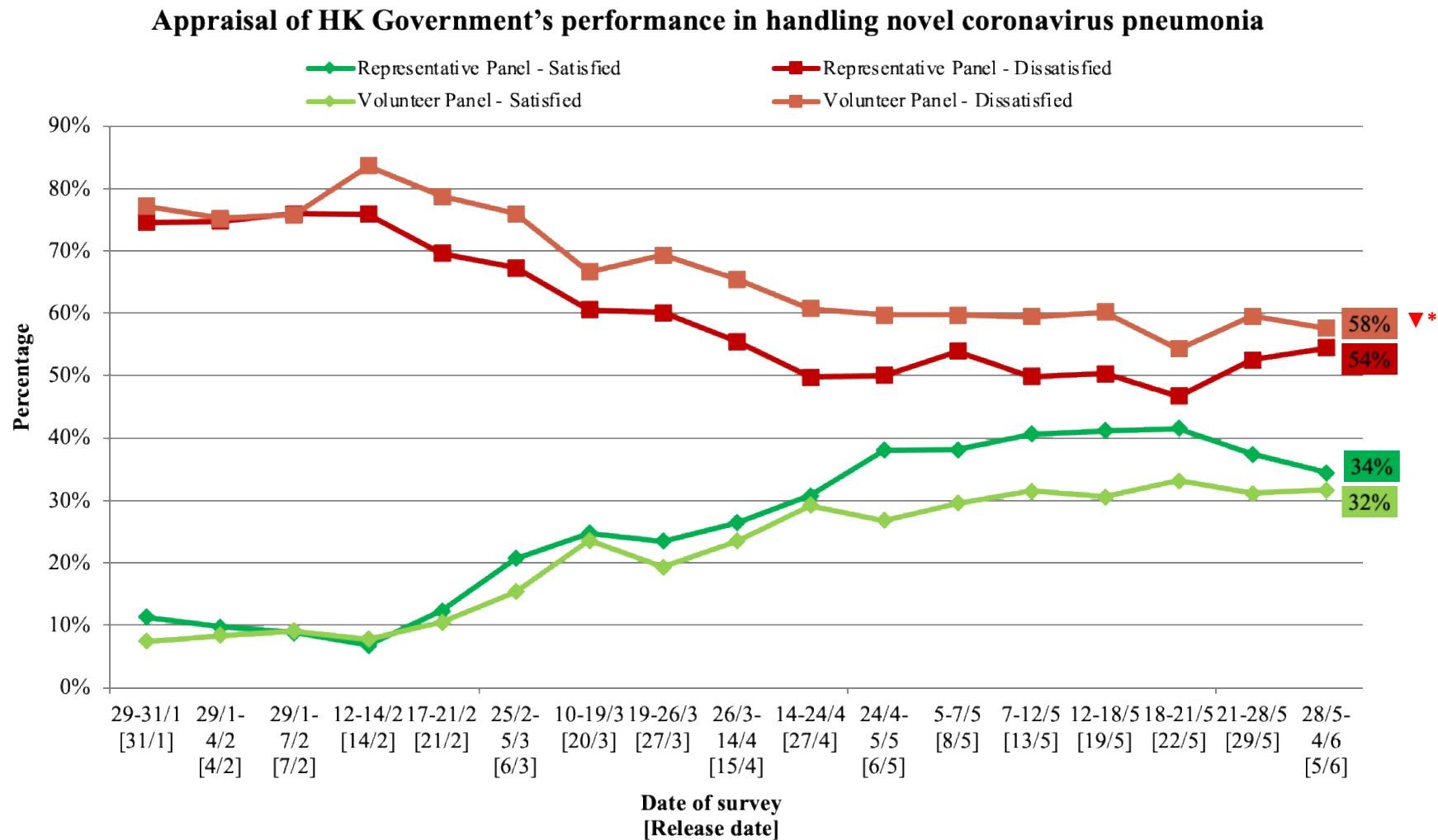


Table 5: Q2 Survey results, by panel type; Survey period: 28/5-4/6/2020

Opinion Question*	Hong Kong People Representative Panel (Base=916)				Hong Kong People Volunteer Panel (Base=9,426)			
	Satisfied	Half-half	Dissatisfied	Mean	Satisfied	Half-half	Dissatisfied	Mean
Q2 How satisfied or dissatisfied are you with the government's performance in handling novel coronavirus pneumonia?	34%	11%	54%	2.5	32%	10%	58%	2.4

* Answer options included: very much satisfied, somewhat satisfied, half-half, somewhat dissatisfied, very much dissatisfied and don't know / hard to say

Chart 2: Q2 Combined charts, by panel type



Part 2: We Hongkongers Project

Research Background

“We Hongkongers” is an initiative advocated by Hong Kong Public Opinion Program (HKPOP) of Hong Kong Public Opinion Research Institute (HKPORI), with the support of many members of the civic society. With reference to the petition website “We the People” hosted by the White House of the United States, “We Hongkongers” aims to reflect public sentiment by conducting scientific research on any issues raised by Hong Kong citizens: https://www.pori.hk/wehongkongers_factsheet_20191017_chi.

The rolling survey series under the “We Hongkongers” Project officially started on 17 October 2019, in the form of intensive rolling surveys. A total of 12 reports were published as of December 23, 2019. In mid-May 2020, in response to the rapid changes in Hong Kong’s political and public sentiment, HKPOP redeveloped the “We Hongkongers” Project. Coupled with the rapid development of the “HKPOP Panel” established by PORI in July 2019, PORI decided to launch the “We Hongkongers Panel Survey” to further strengthen interaction with the public and as well as collect and analyze public opinion. This report also represents Report No. 25 under HKPOP Panel survey series, as well as Report No. 14 under the “We Hongkongers” Project Series. The opinion question covered in this report is: “Do you think the HKSAR Government should or should not substantially reorganize the police force?”.

HKPOP sent out emails to all panel members at the beginning of the survey, inviting them to fill in the questionnaire at the designated online platform. Members were allowed to make repeated submissions, while only the last submission of each individual member would be used for analysis.

Contact Information

Herewith the contact information of the We Hongkongers Panel Survey:

Table 6: Detailed Contact Information

Survey method	Online survey
Target population	HKPOP Panel samples, namely Hong Kong People Representative Panel (Probability-based Panel) and Hong Kong People Volunteer Panel (Non-probability-based Panel)
Weighting method	The figures are rim-weighted according to 1) gender-age distribution, educational attainment (highest level attended) distribution, economic activity status distribution of Hong Kong population and by District Councils population figures from Census and Statistics Department; 2) Voting results of District Councils Election from Registration and Electoral Office; 3) rating distribution of Chief Executive from regular tracking surveys.
Date of survey	June 1, 3pm – June 4, 3pm
Total sample size	10,024
Response rate	13.4%
Sampling error ^[2]	Sampling error of percentages at +/-1% at 95% confidence level

[2] All error figures in this release are calculated at 95% confidence level. “95% confidence level” means that if we were to repeat a certain survey 100 times with different random samples, we would expect 95 times having the population parameter within the respective error margins calculated. Because of sampling errors, when quoting percentages, journalists should refrain from reporting decimal places, whereas one decimal place can be used when quoting rating figures.

PopPanel Composition

Regarding data collection, survey data from both the Hong Kong People Representative Panel and Hong Kong People Volunteer Panel were collected in the form of online questionnaire.

Among them, the Hong Kong People Representative Panel comes from members of the “HKPOP Panel” recruited in regular random telephone surveys. HKPOP uses “HKPOP Panel” as a framework for conducting surveys for different research projects, any eligible family member in the household may be invited to participate in a specific research.

Meanwhile, members of the Hong Kong People Volunteer Panel are recruited online. Citizens only need to self-register in HKPORI website to participate in online questionnaires.

All panel data collected will be adjusted using rim-weighting, to minimize the effects of self-selection bias or participation bias. Details are documented in the Weighting Procedure section.

Response Rate

HKPOP adopts a set of contact definition in compliance with most international standards. Historically, the social research community in Hong Kong has developed its own set of contact rates, cooperation rates, response rates, and so on. HKPOP normally reports the “success rate” for online surveys.

The calculation of the success rates in this study refers to the following tables.

Table 7: Calculation of success rate of the HKPOP Panel (by HKPOP definition)

Success rate	
=	$\frac{\text{Successful cases}}{\text{Panel size of the Hong Kong People Representative Panel}} \times 100.0\%$
=	$\frac{10,024}{74,643} \times 100.0\%$
=	13.4%

Weighting Procedure

HKPOP has continuously adopted and enhanced its weighting method over the past few decades. For this survey, HKPOP adopts a “2 by 5 by 2 by 4 by 18 by 3 by 13” weighting procedure involving seven variables, namely, gender, age, educational attainment, economic activity status, district (18 cells), voting record (3 cells) and rating of Chief Executive (13 cells). Basically, the raw data of practically all random telephone surveys conducted by HKPOP are rim-weighted by the figures obtained from the Hong Kong Census and Statistics Department and/or Registration and Electoral Office so that the marginal distribution of the sample in terms of gender, age, educational attainment and economic activity status would match with that of the general population figures from the Hong Kong Census and Statistics Department. The marginal distribution of the sample in terms of district and voting record would match that of the general population figures from the Hong Kong Census and Statistics Department and/or Registration and Electoral Office. The marginal distribution of the sample in terms of “rating of Chief Executive” would match that of the general population in HKPOP’s regular tracking surveys. This rim-weighting method (sometimes called raking) is found to be the most practicable method in processing HKPOP’s survey data.

Specifically, the gender and age groupings used for weighting are as follows:

- Male 12-29
- Male 30-39
- Male 40-49
- Male 50-59
- Male 60 or above
- Female 12-29
- Female 30-39
- Female 40-49
- Female 50-59
- Female 60 or above

The educational attainments used for weighting are as follows:

- Secondary or below
- Tertiary or above

The economic activity statuses used for weighting are as follows:

- Working population / Others
- Home-makers / Housewives
- Students
- Retired person

The districts used for weighting are as follows:

- Central and Western
- Wan Chai
- Eastern
- Southern
- Yau Tsim Mong
- Sham Shui Po
- Kowloon City
- Wong Tai Sin
- Kwun Tong
- Tsuen Wan
- Tuen Mun
- Yuen Long
- North
- Tai Po
- Sai Kung
- Sha Tin
- Kwai Tsing
- Islands

The voting records used for weighting are as follows:

- Candidates of pro-democracy camp
- Candidates of non-pro-democracy camp
- Did not vote / blank/void vote

The “rating of Chief Executive” groupings used for weighting are as follows:

- 0 mark
- 1-9 mark(s)
- 10-19 marks
- 20-29 marks
- 30-39 marks
- 40-49 marks
- 50 marks
- 51-60 marks
- 61-70 marks
- 71-80 marks
- 81-90 marks
- 91-99 marks
- 100 marks

Quantitative Analysis Results

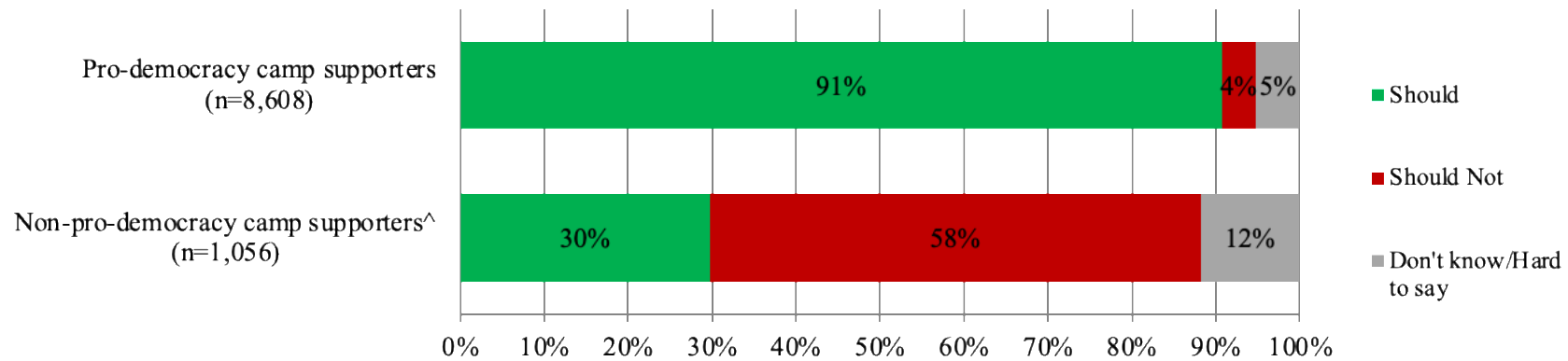
Quantitative analyses results of the We Hongkongers Panel Survey, after applying the standard weighting procedures, are as follows, all questions listed hereby are opinion questions:

Table 8: Q1 Survey results, by camp type; Survey period: 1-4/6/2020

Opinion Question*	Pro-democracy camp supporters (Base=8,608)			Non-pro-democracy camp supporters [^] (Base=1,056)		
	Should	Should Not	Don't know / hard to say	Should	Should Not	Don't know / hard to say
Q1 Do you think the HKSAR Government should or should not substantially reorganize the police force?	91%	4%	5%	30%	58%	12%

[^] Include: pro-establishment camp supporters, centrist supporters, no political inclination / politically neutral / do not belong to any camp

Chart 3: Q1 Combined charts, by camp type



^ Include: pro-establishment camp supporters, centrist supporters, no political inclination / politically neutral / do not belong to any camp