

# POP



---

HONG KONG PUBLIC OPINION PROGRAM

HONG KONG PUBLIC OPINION RESEARCH INSTITUTE

香港民意研究所 之 香港民意研究計劃

---

**“We Hongkongers” Panel Survey**

**Latest Results**

**March 19, 2021**

# Contact Information - “We Hongkongers” Panel Survey

2

	<b>HKPOP Panel</b>
Date of survey	March 15, 3pm – March 18, 3pm
Survey method	Online survey
Target population	Hong Kong residents aged 12+
Total sample size	5,697
Response rate	6.0%
Sampling error	Sampling error of percentages at +/-1% at 95% confidence level
Weighting method	The figures are rim-weighted according to 1) gender-age distribution, educational attainment (highest level attended) distribution, economic activity status distribution of Hong Kong population and by District Councils population figures from Census and Statistics Department; 2) Voting results of District Councils Election from Registration and Electoral Office; 3) rating distribution of Chief Executive from regular tracking surveys.

# Survey Result - “We Hongkongers” Panel Survey

3

## Overall Sample Results

# Survey Result - “We Hongkongers” Panel Survey

4

- Latest survey period: 15-18/3/2021
- Question: Q1 How confident are you in Hong Kong’s political environment in future?

	Pro-democracy camp supporters (n=4,885)	Non-pro-democracy camp supporters* (n=577)	Combined^ (n=5,462)	
Very confident	2%	14%	9%	
Somewhat confident	3%	26%	16%	
	} 5%		} 40%	
			} 25%	
Half-half	<1%	13%	7%	
Somewhat unconfident	10%	11%	11%	
Very unconfident	85%	32%	55%	
	} 95%		} 43%	
			} 65%	
Don't know / hard to say	<1%	4%	2%	
Mean†	1.3	2.8	2.1	

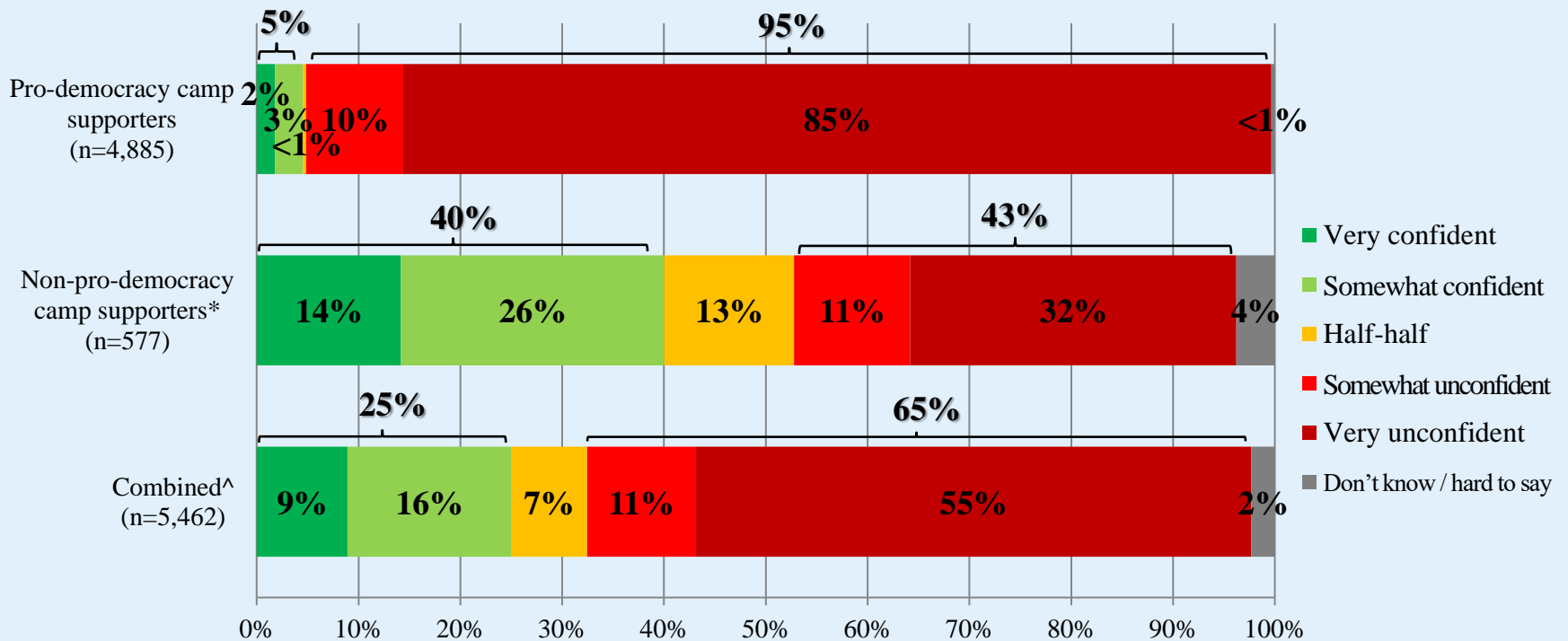
\* Include: pro-establishment camp supporters, centrist supporters, no political inclination / politically neutral / do not belong to any camp

^ The aggregated figures come from adjusting the by-group weighted figures using ratio of “pan-democratic” vs “non-pan-democratic” collected in regular tracking survey.

† The mean value is calculated by quantifying all individual responses into 1, 2, 3, 4, 5 marks according to their degree of positive level, where 1 is the lowest and 5 the highest, and then calculate the sample mean.

# Survey Result - “We Hongkongers” Panel Survey

- Latest survey period: 15-18/3/2021
- Question: Q1 How confident are you in Hong Kong’s political environment in future?



\* Include: pro-establishment camp supporters, centrist supporters, no political inclination / politically neutral / do not belong to any camp

^ The aggregated figures come from adjusting the by-group weighted figures using ratio of “pan-democratic” vs “non-pan-democratic” collected in regular tracking survey.

# Survey Result - “We Hongkongers” Panel Survey

6

- Latest survey period: 15-18/3/2021
- Question: Q2 How confident are you in the level of personal freedom enjoyed by Hong Kong people in future?

	Pro-democracy camp supporters (n=4,881)	Non-pro-democracy camp supporters* (n=577)	Combined^ (n=5,458)
Very confident	2%	19%	12%
Somewhat confident	3%	28%	17%
	5%	47%	29%
Half-half	2%	7%	5%
Somewhat unconfident	13%	14%	14%
Very unconfident	80%	28%	50%
	93%	43%	64%
Don't know / hard to say	1%	3%	2%
Mean†	1.3	2.9	2.2

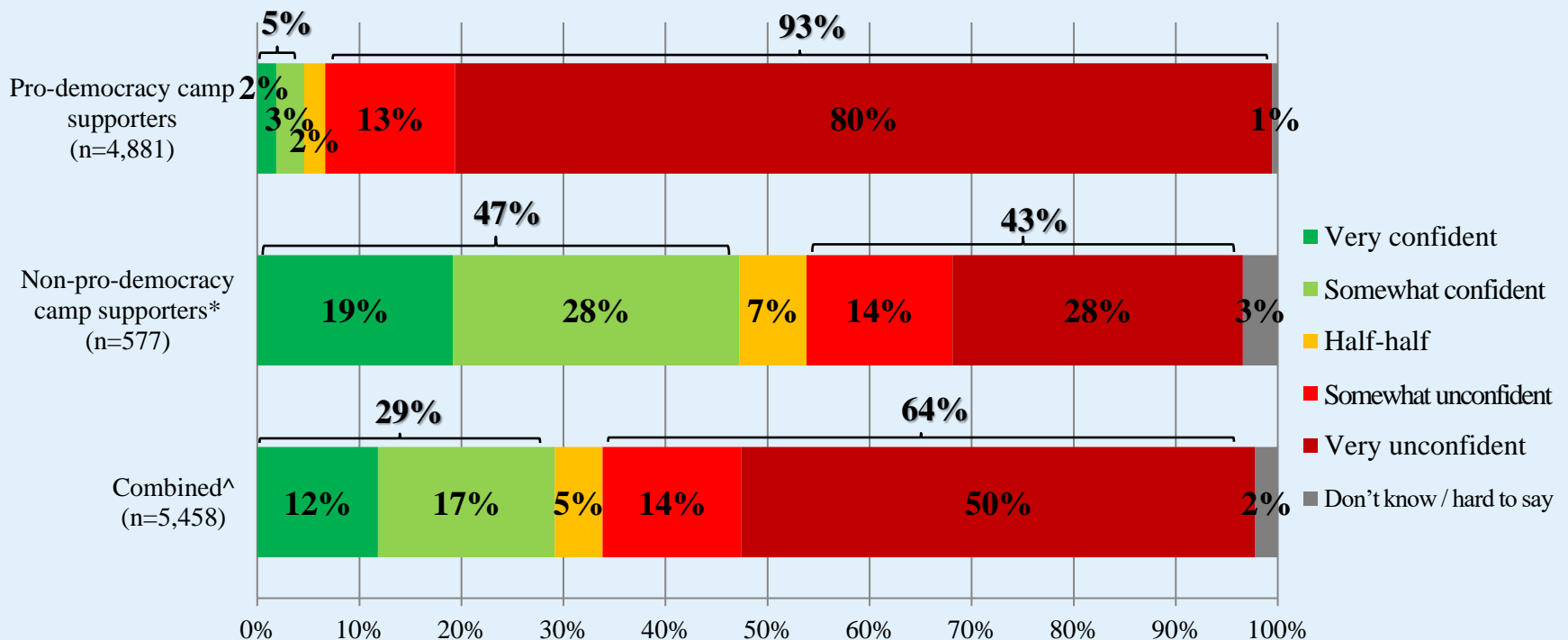
\* Include: pro-establishment camp supporters, centrist supporters, no political inclination / politically neutral / do not belong to any camp

^ The aggregated figures come from adjusting the by-group weighted figures using ratio of “pan-democratic” vs “non-pan-democratic” collected in regular tracking survey.

† The mean value is calculated by quantifying all individual responses into 1, 2, 3, 4, 5 marks according to their degree of positive level, where 1 is the lowest and 5 the highest, and then calculate the sample mean.

# Survey Result - “We Hongkongers” Panel Survey

- Latest survey period: 15-18/3/2021
- Question: Q2 How confident are you in the level of personal freedom enjoyed by Hong Kong people in future?



\* Include: pro-establishment camp supporters, centrist supporters, no political inclination / politically neutral / do not belong to any camp

^ The aggregated figures come from adjusting the by-group weighted figures using ratio of “pan-democratic” vs “non-pan-democratic” collected in regular tracking survey.

# Survey Result - “We Hongkongers” Panel Survey

- Latest survey period: 15-18/3/2021
- Question: Q3 How confident are you in Hong Kong’s economic prospects?

	Pro-democracy camp supporters (n=4,867)	Non-pro-democracy camp supporters* (n=576)	Combined^ (n=5,443)	
Very confident	<1%	9%	5%	
Somewhat confident	2%	30%	18%	
	} 2%		} 40%	
	} 23%		} 24%	
Half-half	23%	22%	22%	
Somewhat unconfident	27%	19%	23%	
Very unconfident	45%	17%	29%	
	} 72%		} 37%	
Don’t know / hard to say	3%	2%	3%	
Mean†	1.8	2.9	2.5	

\* Include: pro-establishment camp supporters, centrist supporters, no political inclination / politically neutral / do not belong to any camp

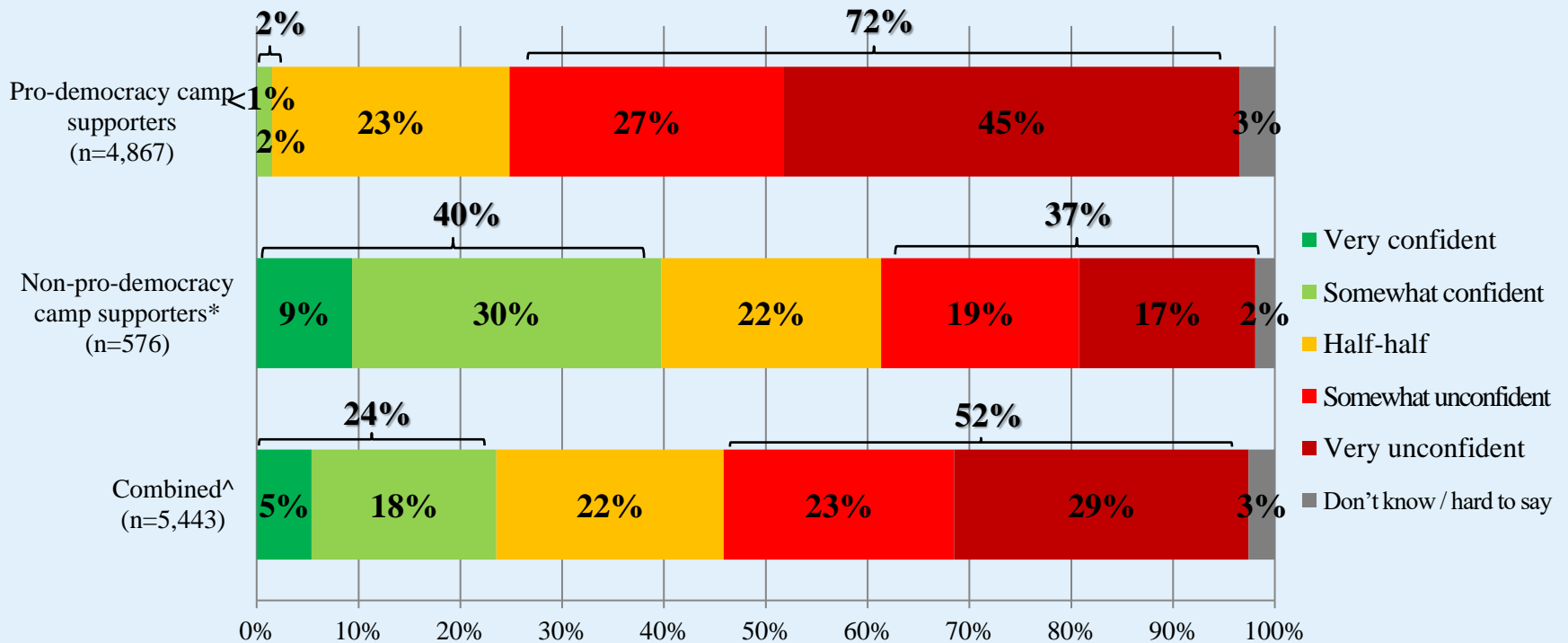
^ The aggregated figures come from adjusting the by-group weighted figures using ratio of “pan-democratic” vs “non-pan-democratic” collected in regular tracking survey.

† The mean value is calculated by quantifying all individual responses into 1, 2, 3, 4, 5 marks according to their degree of positive level, where 1 is the lowest and 5 the highest, and then calculate the sample mean.



# Survey Result - “We Hongkongers” Panel Survey

- Latest survey period: 15-18/3/2021
- Question: Q3 How confident are you in Hong Kong’s economic prospects?



\* Include: pro-establishment camp supporters, centrist supporters, no political inclination / politically neutral / do not belong to any camp

^ The aggregated figures come from adjusting the by-group weighted figures using ratio of “pan-democratic” vs “non-pan-democratic” collected in regular tracking survey.

# Survey Result - “We Hongkongers” Panel Survey

10

- Latest survey period: 15-18/3/2021
- Question: Q4 How confident are you in Mainland China’s political environment in future?

	Pro-democracy camp supporters (n=4,878)	Non-pro-democracy camp supporters* (n=577)	Combined^ (n=5,455)	
Very confident	3%	14%	9%	
Somewhat confident	4%	30%	19%	
	} 6%		} 28%	
Half-half	3%	12%	8%	
Somewhat unconfident	9%	8%	8%	
Very unconfident	<b>78%</b>	28%	49%	
	} <b>87%</b>		} <b>58%</b>	
Don't know / hard to say	4%	8%	7%	
Mean†	1.4	2.9	2.2	

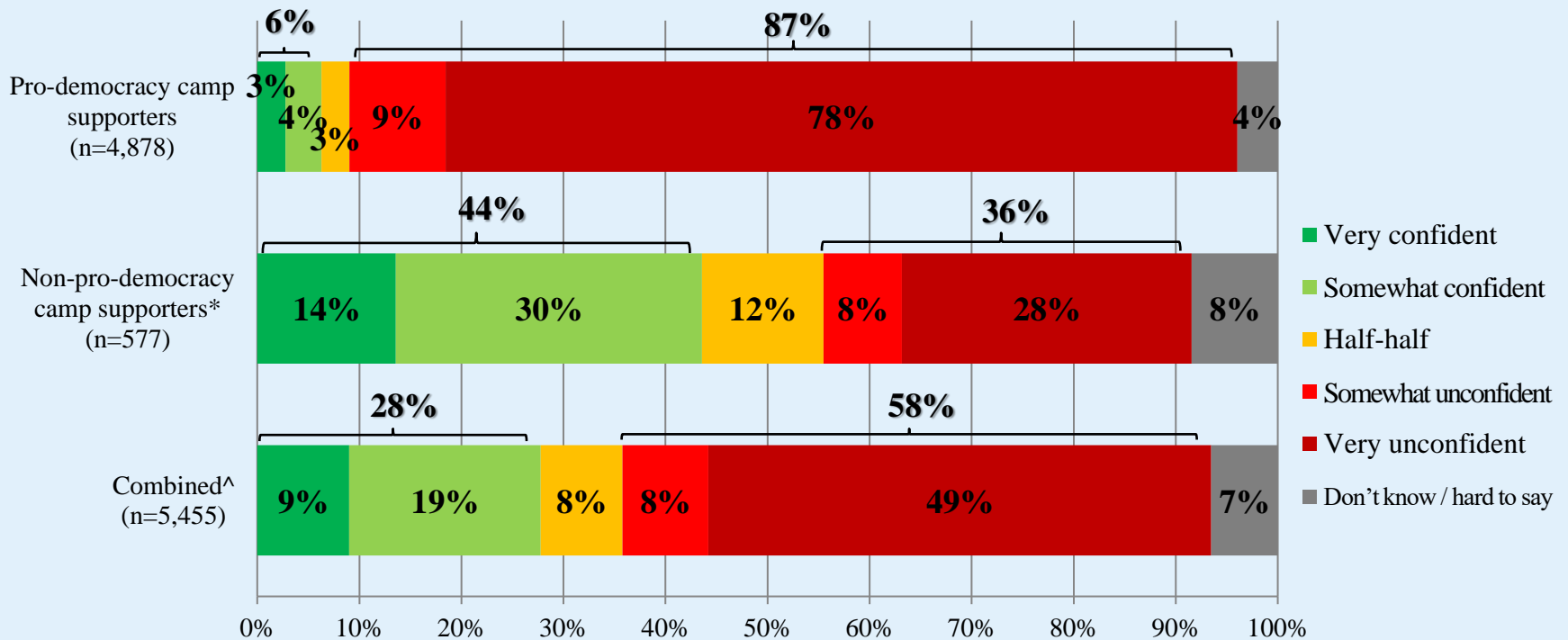
\* Include: pro-establishment camp supporters, centrist supporters, no political inclination / politically neutral / do not belong to any camp

^ The aggregated figures come from adjusting the by-group weighted figures using ratio of “pan-democratic” vs “non-pan-democratic” collected in regular tracking survey.

† The mean value is calculated by quantifying all individual responses into 1, 2, 3, 4, 5 marks according to their degree of positive level, where 1 is the lowest and 5 the highest, and then calculate the sample mean.

# Survey Result - “We Hongkongers” Panel Survey

- Latest survey period: 15-18/3/2021
- Question: Q4 How confident are you in Mainland China’s political environment in future?



\* Include: pro-establishment camp supporters, centrist supporters, no political inclination / politically neutral / do not belong to any camp

^ The aggregated figures come from adjusting the by-group weighted figures using ratio of “pan-democratic” vs “non-pan-democratic” collected in regular tracking survey.

# Survey Result - “We Hongkongers” Panel Survey

12

- Latest survey period: 15-18/3/2021
- Question: How confident are you in [Q1 Hong Kong’s political environment in future] / [Q2 the level of personal freedom enjoyed by Hong Kong people in future] / [Q3 Hong Kong’s economic prospects] / [Q4 Mainland China’s political environment in future] ?

	Q1 Combined <sup>^</sup> (n=5,462)		Q2 Combined <sup>^</sup> (n=5,458)		Q3 Combined <sup>^</sup> (n=5,443)		Q4 Combined <sup>^</sup> (n=5,455)	
Very confident	9%	} 25%	12%	} 29%	5%	} 24%	9%	} 28%
Somewhat confident	16%		17%		18%		19%	
Half-half	7%		5%		22%		8%	
Somewhat unconfident	11%	} 65%	14%	} 64%	23%	} 52%	8%	} 58%
Very unconfident	55%		50%		29%		49%	
Don’t know / hard to say	2%		2%		3%		7%	
Mean <sup>†</sup>	2.1		2.2		2.5		2.2	

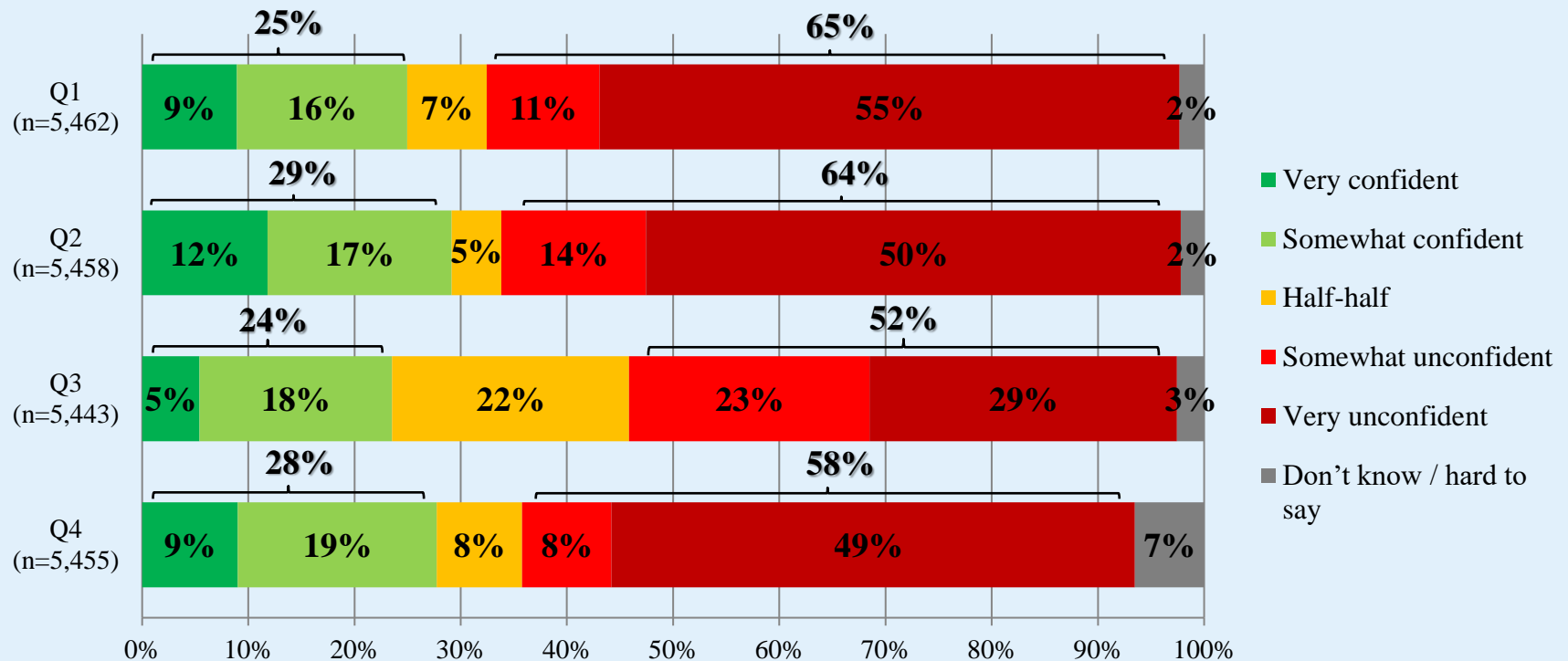
<sup>^</sup> The aggregated figures come from adjusting the by-group weighted figures using ratio of “pan-democratic” vs “non-pan-democratic” collected in regular tracking survey.

<sup>†</sup> The mean value is calculated by quantifying all individual responses into 1, 2, 3, 4, 5 marks according to their degree of positive level, where 1 is the lowest and 5 the highest, and then calculate the sample mean.

# Survey Result - “We Hongkongers” Panel Survey

13

- Latest survey period: 15-18/3/2021
- Question: How confident are you in [Q1 Hong Kong’s political environment in future] / [Q2 the level of personal freedom enjoyed by Hong Kong people in future] / [Q3 Hong Kong’s economic prospects] / [Q4 Mainland China’s political environment in future] ?



# Survey Result - “We Hongkongers” Panel Survey

14

- Latest survey period: 15-18/3/2021
- Question: Q5 Do you currently have any plan to leave Hong Kong permanently?

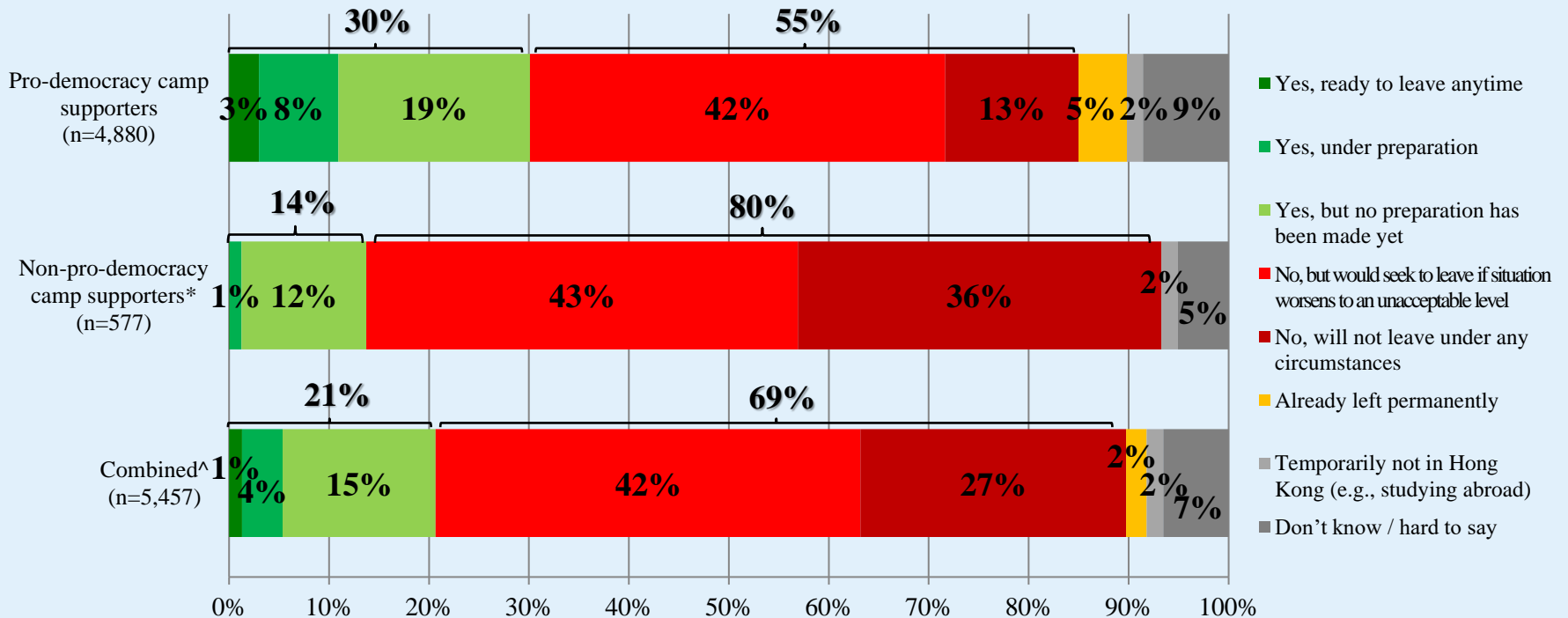
		Pro-democracy camp supporters (n=4,880)		Non-pro-democracy camp supporters* (n=577)		Combined <sup>^</sup> (n=5,457)
Yes	Ready to leave anytime	3%	} 30%	<1%	} 14%	1%
	Under preparation	8%		1%		4%
	But no preparation has been made yet	19%		12%		15%
No	But would seek to leave if situation worsens to an unacceptable level	42%	} 55%	43%	} 80%	42%
	Will not leave under any circumstances	13%		36%		27%
Already left permanently		5%		<1%		2%
Temporarily not in Hong Kong (e.g., studying abroad)		2%		2%		2%
Don't know / hard to say		9%		5%		7%

\* Include: pro-establishment camp supporters, centrist supporters, no political inclination / politically neutral / do not belong to any camp

<sup>^</sup> The aggregated figures come from adjusting the by-group weighted figures using ratio of “pan-democratic” vs “non-pan-democratic” collected in regular tracking survey.

# Survey Result - “We Hongkongers” Panel Survey

- Latest survey period: 15-18/3/2021
- Question: Q5 Do you currently have any plan to leave Hong Kong permanently?



\* Include: pro-establishment camp supporters, centrist supporters, no political inclination / politically neutral / do not belong to any camp

^ The aggregated figures come from adjusting the by-group weighted figures using ratio of “pan-democratic” vs “non-pan-democratic” collected in regular tracking survey.

# Survey Result - “We Hongkongers” Panel Survey

16

## Subsample Results

- \* Excluding those answered “no, will not leave under any circumstances” or “already left permanently” in Q5 (n=5,004)



# Survey Result - “We Hongkongers” Panel Survey

17

- Latest survey period: 15-18/3/2021
- Question: Q6 Worsening of condition in which of the following aspects would have the strongest effect of causing you to seek to leave Hong Kong permanently? #

	Pro-democracy camp supporters (n=4,543)	Non-pro-democracy camp supporters* (n=461)	Combined^ (n=5,004)
Personal freedom	52%	25%	38%
Hong Kong’s politics	27%	9%	17%
Personal standard of living	6%	16%	11%
Prospects of family members	4%	17%	11%
Hong Kong’s economic prospects	1%	11%	6%
Others	1%	4%	2%
Don’t know / hard to say	9%	19%	14%

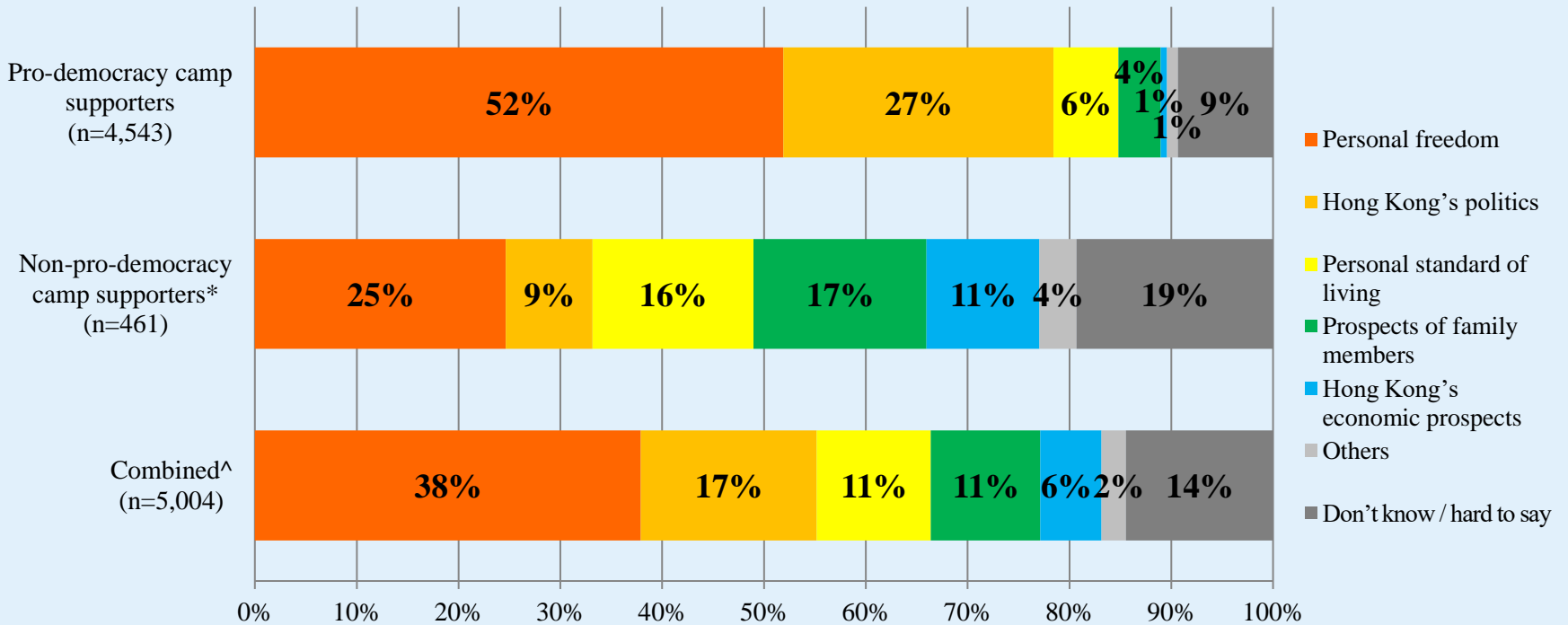
# Excluding those answered “no, will not leave under any circumstances” or “already left permanently” in Q5

\* Include: pro-establishment camp supporters, centrist supporters, no political inclination / politically neutral / do not belong to any camp

^ The aggregated figures come from adjusting the by-group weighted figures using ratio of “pan-democratic” vs “non-pan-democratic” collected in regular tracking survey.

# Survey Result - “We Hongkongers” Panel Survey

- Latest survey period: 15-18/3/2021
- Question: Q6 Worsening of condition in which of the following aspects would have the strongest effect of causing you to seek to leave Hong Kong permanently? #



# Excluding those answered “no, will not leave under any circumstances” or “already left permanently” in Q5

\* Include: pro-establishment camp supporters, centrist supporters, no political inclination / politically neutral / do not belong to any camp

^ The aggregated figures come from adjusting the by-group weighted figures using ratio of “pan-democratic” vs “non-pan-democratic” collected in regular tracking survey.