

# POP



---

HONG KONG PUBLIC OPINION PROGRAM

HONG KONG PUBLIC OPINION RESEARCH INSTITUTE

香港民意研究所 之 香港民意研究計劃

---

**“We Hongkongers” Panel Survey**

**Latest Results**

**February 26, 2021**

# Contact Information - “We Hongkongers” Panel Survey

2

	<b>HKPOP Panel</b>
Date of survey	February 18, 10am – February 22, 3pm
Survey method	Online survey
Target population	Hong Kong residents aged 12+
Total sample size	6,258
Response rate	6.5%
Sampling error	Sampling error of percentages at +/-1% at 95% confidence level
Weighting method	The figures are rim-weighted according to 1) gender-age distribution, educational attainment (highest level attended) distribution, economic activity status distribution of Hong Kong population and by District Councils population figures from Census and Statistics Department; 2) Voting results of District Councils Election from Registration and Electoral Office; 3) rating distribution of Chief Executive from regular tracking surveys.

# Survey Result - “We Hongkongers” Panel Survey

3

- **Latest survey period: 18-22/2/2021**
- **Question: Q1 After the enactment of the National Security Law in July 2020, do you think the freedom of press in Hong Kong has changed for better, for worse, or no change?**

	<b>Pro-democracy camp supporters (n=5,384)</b>	<b>Non-pro-democracy camp supporters* (n=546)</b>	<b>Combined^ (n=5,930)</b>
Better	5%	16%	12%
Worse	<b>92%</b>	43%	<b>61%</b>
No change	3%	33%	22%
Don't know / hard to say	<1%	8%	5%

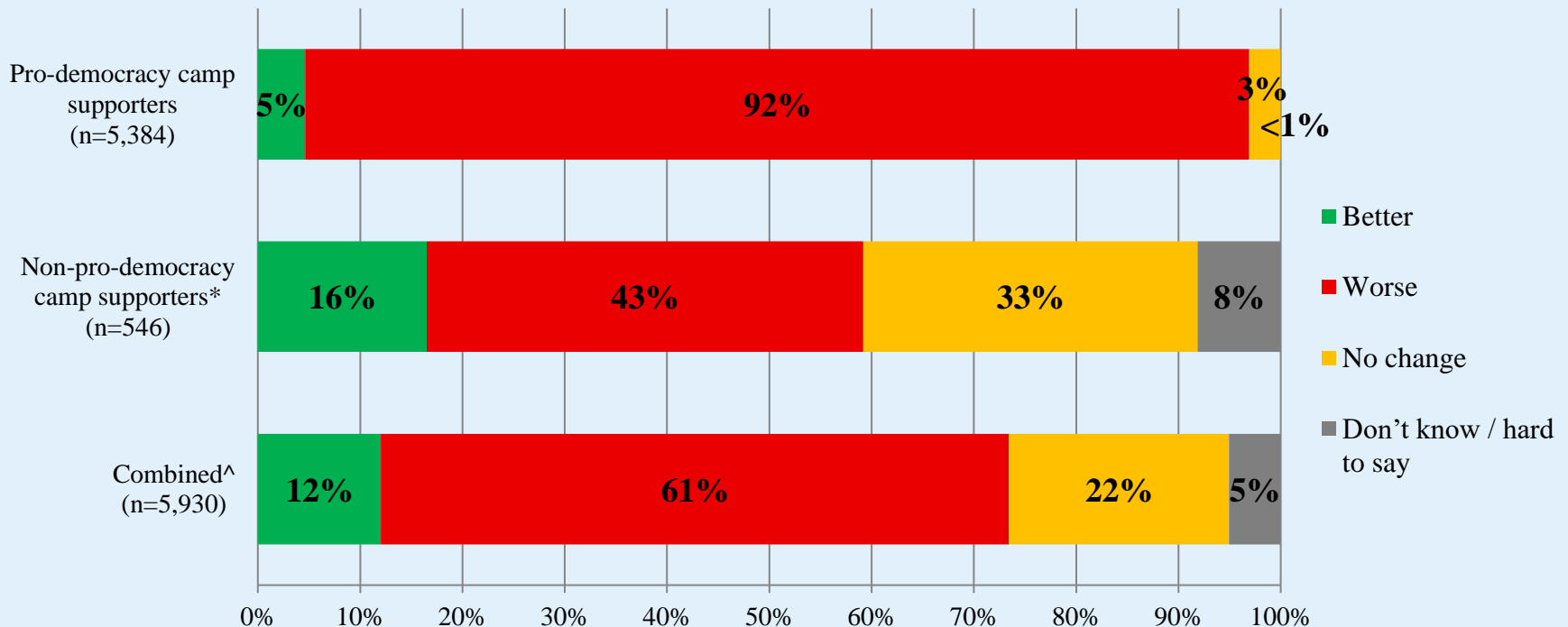
\* Include: pro-establishment camp supporters, centrist supporters, no political inclination / politically neutral / do not belong to any camp

^ The aggregated figures come from adjusting the by-group weighted figures using ratio of “pan-democratic” vs “non-pan-democratic” collected in regular tracking survey.

# Survey Result - “We Hongkongers” Panel Survey

4

- **Latest survey period: 18-22/2/2021**
- **Question: Q1 After the enactment of the National Security Law in July 2020, do you think the freedom of press in Hong Kong has changed for better, for worse, or no change?**



\* Include: pro-establishment camp supporters, centrist supporters, no political inclination / politically neutral / do not belong to any camp

^ The aggregated figures come from adjusting the by-group weighted figures using ratio of “pan-democratic” vs “non-pan-democratic” collected in regular tracking survey.

# Survey Result - “We Hongkongers” Panel Survey

5

- Latest survey period: 18-22/2/2021
- Question: Q2 The government recently said it will review arrangements for public search services to preclude doxing and protect people’s privacy. However, some media and research institutes worry the restrictions will hinder the public’s right to know and harm public interest. How much do you support or oppose exempting searches from restrictions if they are for journalism or research?

	Pro-democracy camp supporters (n=5,381)	Non-pro-democracy camp supporters* (n=545)	Combined^ (n=5,926)
Very much support the exemptions	72%	26%	43%
Somewhat support the exemptions	13%	14%	14%
Half-half	2%	20%	14%
Somewhat oppose the exemptions	2%	16%	11%
Very much oppose the exemptions	8%	22%	17%
Don’t know / hard to say	3%	2%	2%
Mean†	4.4	3.1	3.6

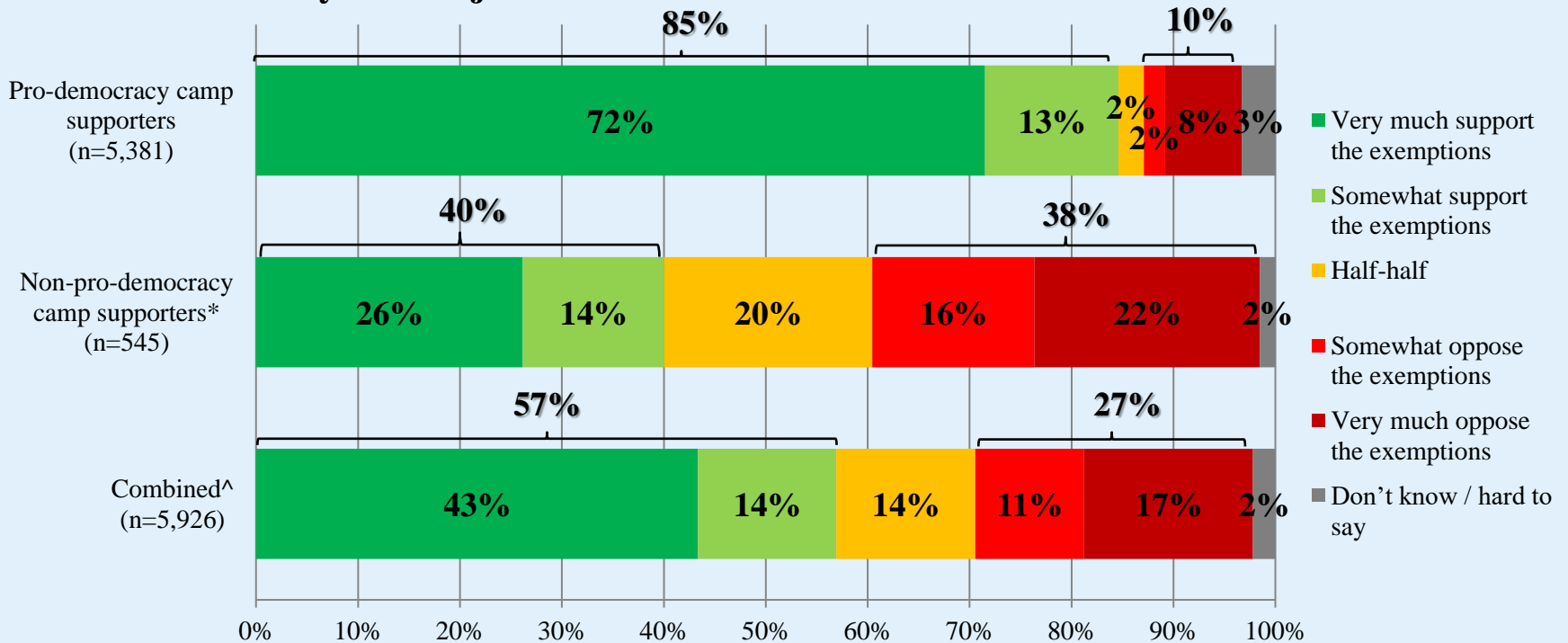
\* Include: pro-establishment camp supporters, centrist supporters, no political inclination / politically neutral / do not belong to any camp

^ The aggregated figures come from adjusting the by-group weighted figures using ratio of “pan-democratic” vs “non-pan-democratic” collected in regular tracking survey.

† The mean value is calculated by quantifying all individual responses into 1, 2, 3, 4, 5 marks according to their degree of positive level, where 1 is the lowest and 5 the highest, and then calculate the sample mean.

# Survey Result - “We Hongkongers” Panel Survey

- Latest survey period: 18-22/2/2021
- Question: Q2 The government recently said it will review arrangements for public search services to preclude doxing and protect people’s privacy. However, some media and research institutes worry the restrictions will hinder the public’s right to know and harm public interest. How much do you support or oppose exempting searches from restrictions if they are for journalism or research?



\* Include: pro-establishment camp supporters, centrist supporters, no political inclination / politically neutral / do not belong to any camp

^ The aggregated figures come from adjusting the by-group weighted figures using ratio of “pan-democratic” vs “non-pan-democratic” collected in regular tracking survey.

# Survey Result - “We Hongkongers” Panel Survey

7

- Latest survey period: 18-22/2/2021
- Question: Q3 Suppose the government will hold the LegCo Election in September this year as scheduled, how fair or unfair do you think the election will be?

	Pro-democracy camp supporters (n=5,385)	Non-pro-democracy camp supporters* (n=546)	Combined^ (n=5,931)
Very fair	4%	17%	12%
Somewhat fair	3%	19%	13%
Half-half	3%	15%	10%
Somewhat unfair	12%	16%	15%
Very unfair	<b>75%</b>	22%	42%
Don't know / hard to say	3%	11%	8%
Mean†	1.5	2.9	2.3

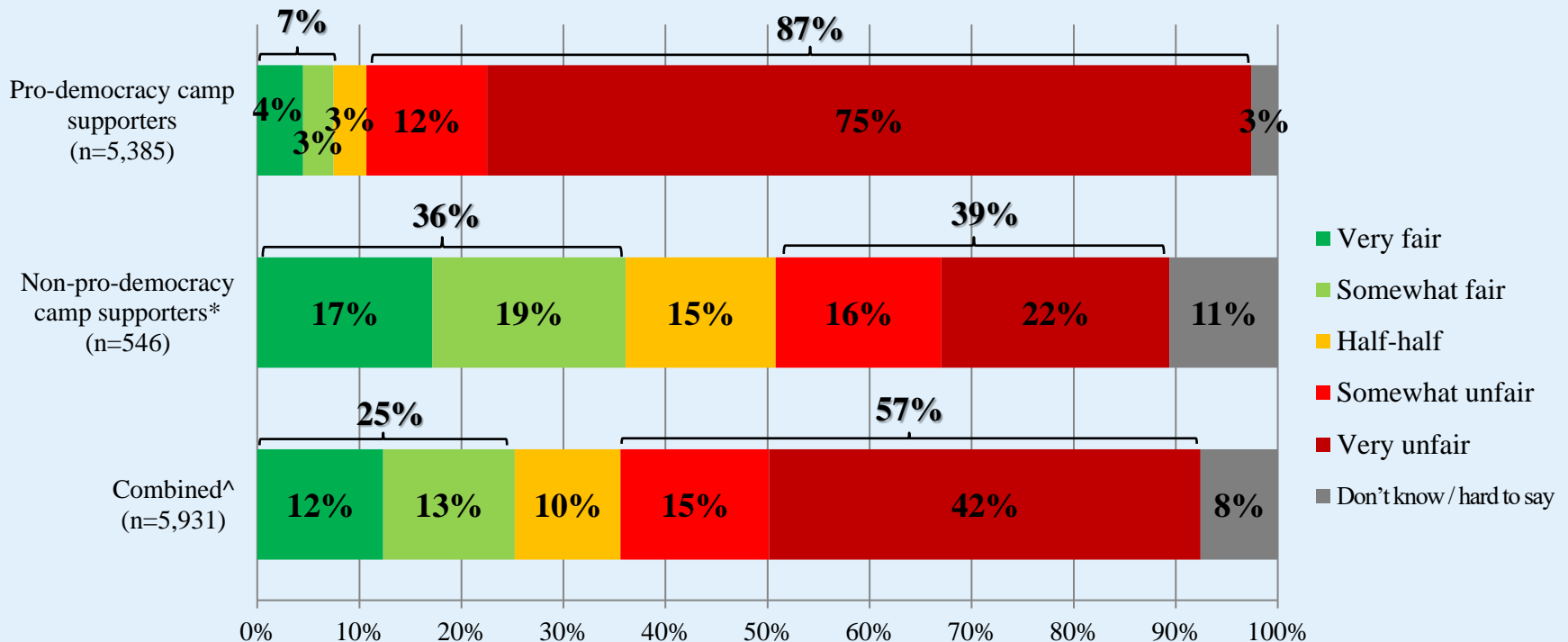
\* Include: pro-establishment camp supporters, centrist supporters, no political inclination / politically neutral / do not belong to any camp

^ The aggregated figures come from adjusting the by-group weighted figures using ratio of “pan-democratic” vs “non-pan-democratic” collected in regular tracking survey.

† The mean value is calculated by quantifying all individual responses into 1, 2, 3, 4, 5 marks according to their degree of positive level, where 1 is the lowest and 5 the highest, and then calculate the sample mean.

# Survey Result - “We Hongkongers” Panel Survey

- Latest survey period: 18-22/2/2021
- Question: Q3 Suppose the government will hold the LegCo Election in September this year as scheduled, how fair or unfair do you think the election will be?



\* Include: pro-establishment camp supporters, centrist supporters, no political inclination / politically neutral / do not belong to any camp

^ The aggregated figures come from adjusting the by-group weighted figures using ratio of “pan-democratic” vs “non-pan-democratic” collected in regular tracking survey.