

# POP



---

HONG KONG PUBLIC OPINION PROGRAM

HONG KONG PUBLIC OPINION RESEARCH INSTITUTE

香港民意研究所 之 香港民意研究計劃

---

**Latest Tracking Poll Results**

**Press Release**

**May 13, 2020**

# Contact Information

2

- Date of survey: 4-6/5/2020
- Survey method: Random telephone survey conducted by real interviewers
- Target population: Cantonese-speaking Hong Kong residents aged 18+
- Sample size: 1,004 (including 502 landline and 502 mobile samples)
- Effective response: 62.5%
- Sampling error: Sampling error of percentages not more than +/-4%, that of net values not more than +/-7% and that of ratings not more than +/-2.5 at 95% conf. level
- Weighting method: Rim-weighted according to figures provided by the Census and Statistics Department. The gender-age distribution of the Hong Kong population came from “Mid-year population for 2019”, while the educational attainment (highest level attended) distribution and economic activity status distribution came from “Women and Men in Hong Kong - Key Statistics (2019 Edition)”.

# Survey Topic

3

- Popularity of Chief Executive
- Popularity of Principal Officials

# Survey Result - Popularity of Chief Executive

4

## ● Popularity of Chief Executive

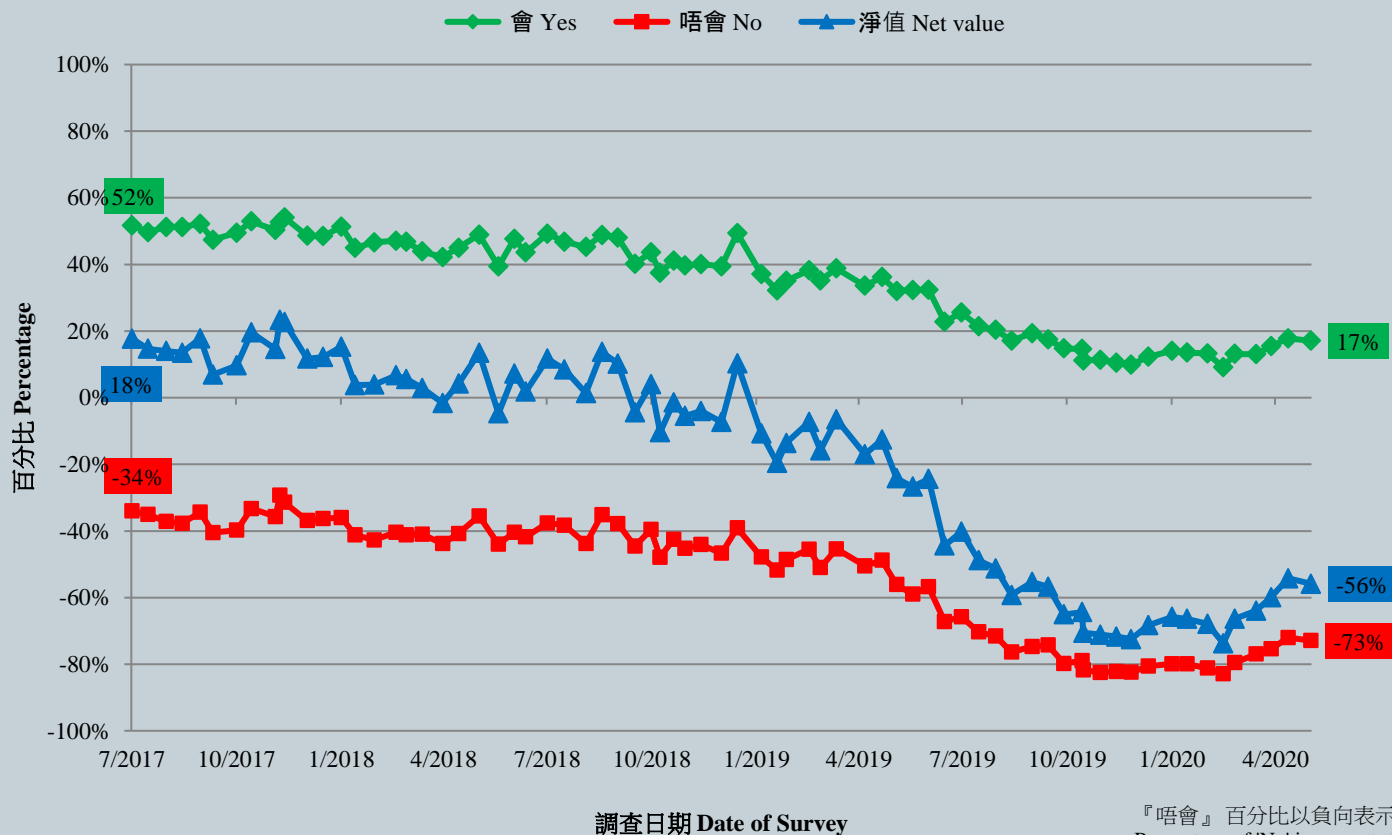
		14-17/4/2020	4-6/5/2020	Change	Record
CE Carrie Lam	Rating	27.7	<b>27.9</b>	<b>▲0.3</b>	Record <b>high</b> since July 2019
	Vote of confidence	18%	<b>17%</b>	<b>▼1%</b>	Record <b>low</b> since Mar. 2020
	Vote of no confidence	72%	<b>73%</b>	<b>▲1%</b>	Record <b>high</b> since Mar. 2020
	Net approval rate	-54%	<b>-56%</b>	<b>▼2%</b>	Record <b>low</b> since Mar. 2020

- The popularity rating of CE Carrie Lam now stands at 27.9 marks. 44% participants give her 0 rating. Her approval rate is 17%, disapproval rate 73%, giving a net popularity of negative 56 percentage points. All popularity figures have not changed much from half a month ago.

# Survey Result - Popularity of Chief Executive

5

市民對林鄭月娥出任特首的假設投票結果 (按次計算)  
Hypothetical Voting for Carrie Lam as the Chief Executive (Per Poll)  
(7/2017 – 5/2020)

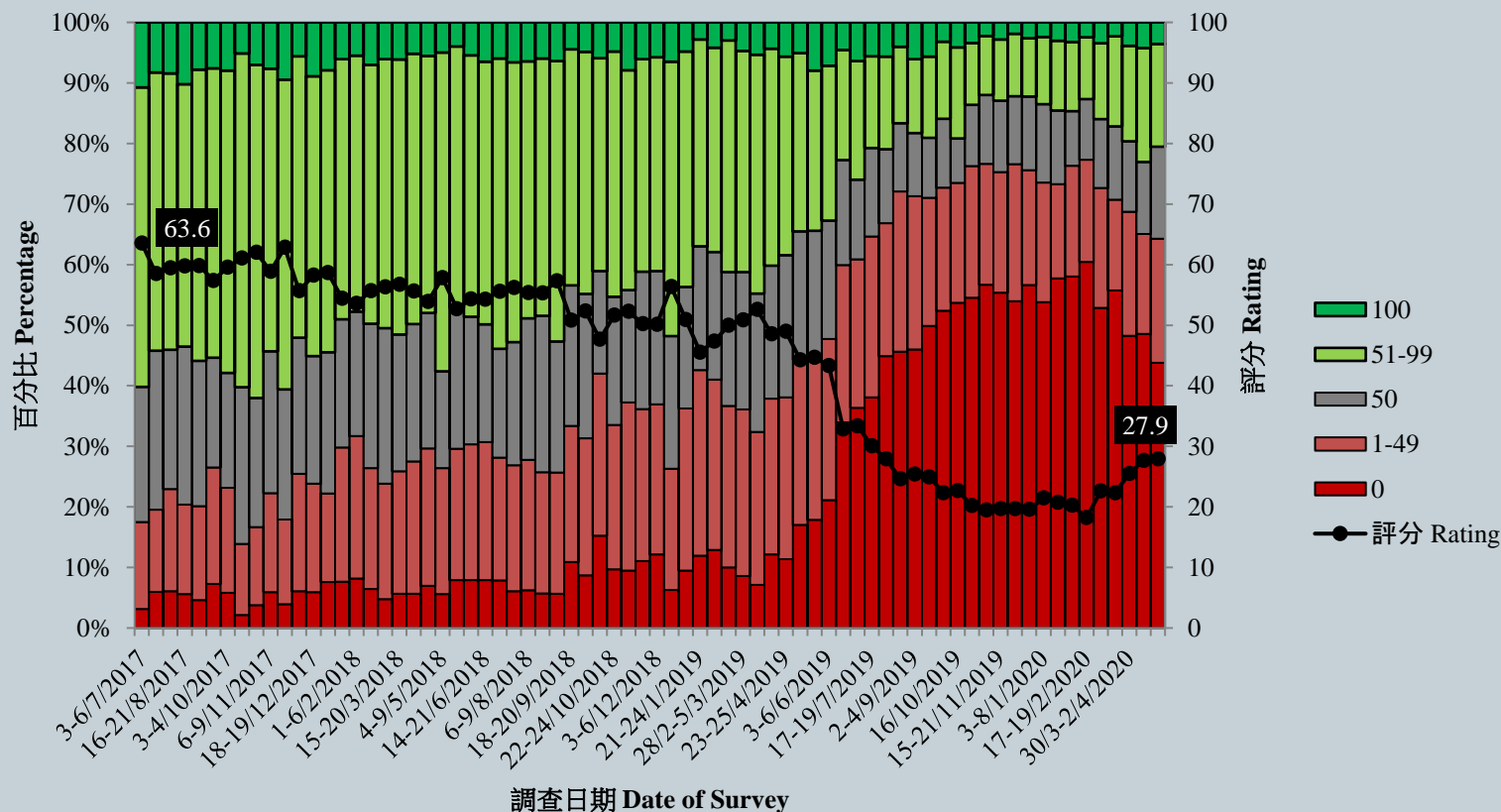


『唔會』百分比以負向表示。  
Percentage of 'No' is presented as negative

# Survey Result - Popularity of Chief Executive

6

特首林鄭月娥評分 (按次計算)  
Rating for Chief Executive Carrie Lam (Per Poll)  
(7/2017 – 5/2020)



# Survey Topic

9

- Popularity of Chief Executive
- Popularity of Principal Officials

# Survey Result - Popularity of Principal Officials

10

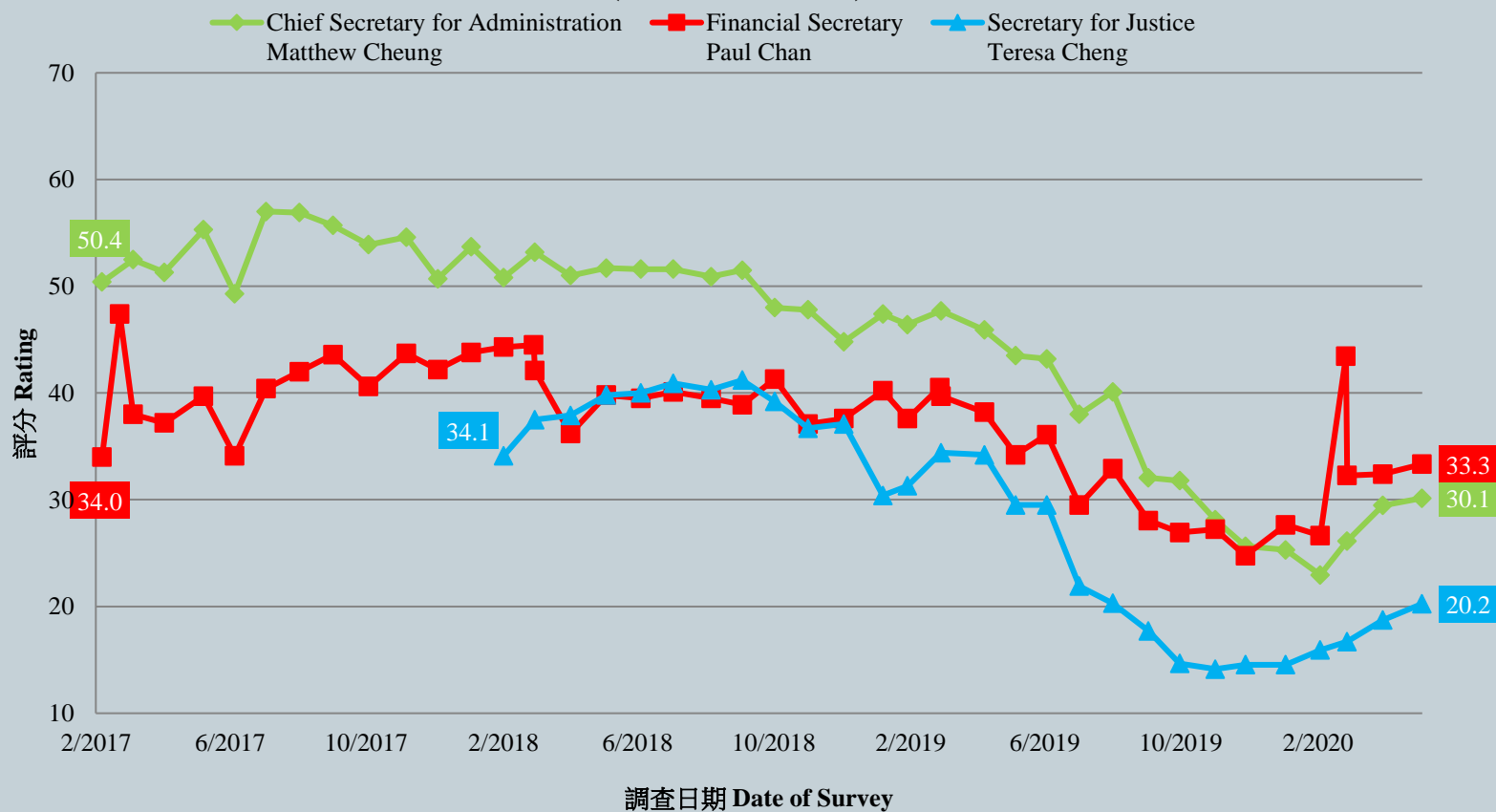
## ● Secretaries of Departments

		30/3-2/4/2020	4-6/5/2020	Change	Record
Chief Secretary for Administration Matthew Cheung	Rating	29.5	<b>30.1</b>	<b>▲0.7</b>	Record <b>high</b> since Sept. 2019
	Net approval rate	-34%	<b>-32%</b>	<b>▲2%</b>	Record <b>high</b> since Nov. 2019
Financial Secretary Paul Chan	Rating	32.4	<b>33.3</b>	<b>▲0.9</b>	Record <b>high</b> since Feb. 2020
	Net approval rate	-26%	<b>-24%</b>	<b>▲2%</b>	Record <b>high</b> since Feb. 2020
Secretary for Justice Teresa Cheng	Rating	18.7	<b>20.2</b>	<b>▲1.5</b>	Record <b>high</b> since Aug. 2019
	Net approval rate	-63%	<b>-61%</b>	<b>▲2%</b>	Record <b>high</b> since Sept. 2019



# Survey Result - Popularity of Principal Officials

各司長評分 - 綜合圖表 (按次計算)  
Ratings of Secretaries of Departments Combined (per poll)  
(2/2017 - 5/2020)



# Survey Result - Popularity of Principal Officials

12

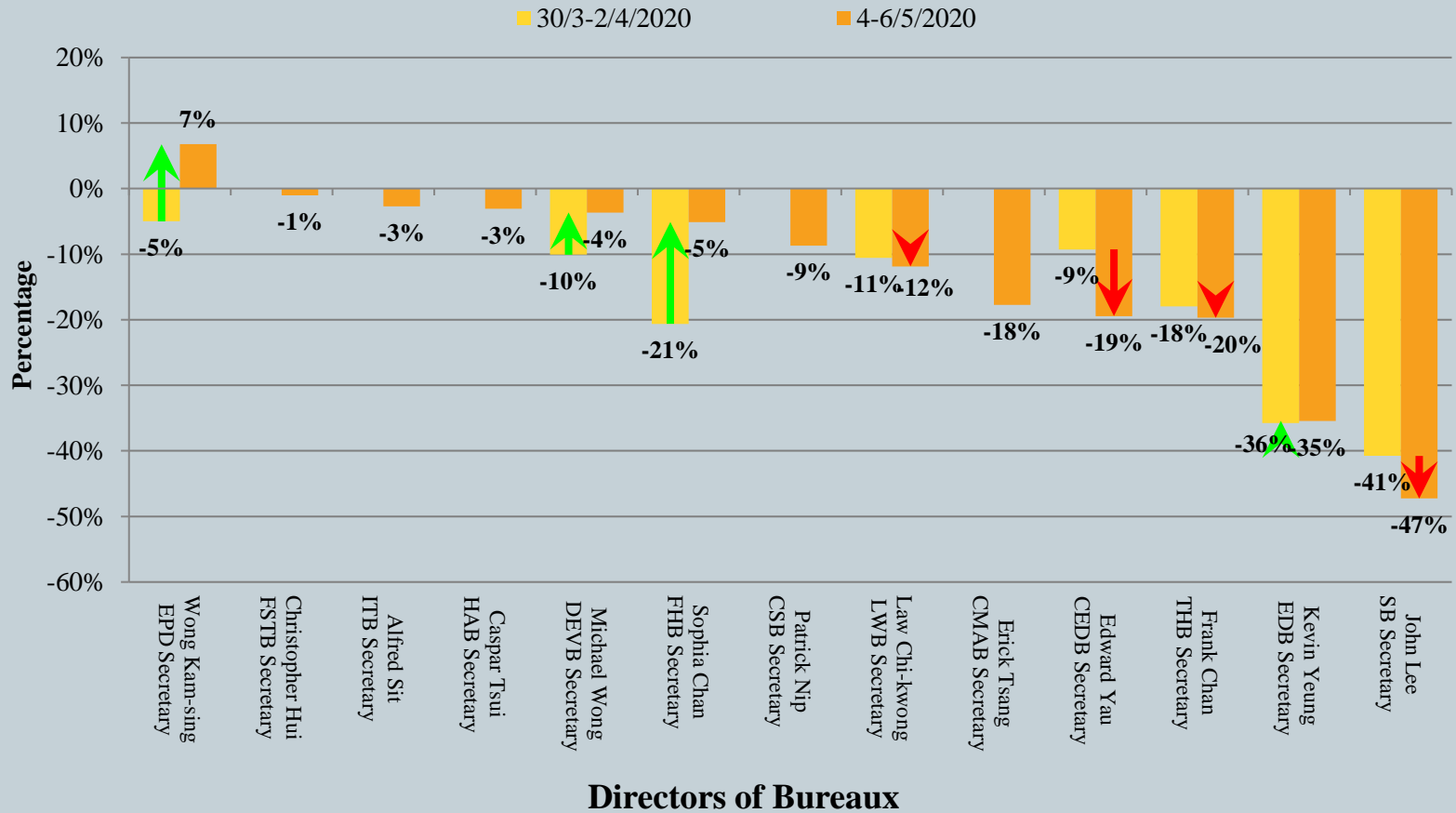
## • Directors of Bureau - Net approval rate

	30/3-2/4/2020	4-6/5/2020	Change	Record
Secretary for the Environment <b>Wong Kam-sing</b>	-5%	7%	▲12% *	Record high since Sept. 2019
Secretary for Financial Services and the Treasury <b>Christopher Hui<sup>^</sup></b>	--	-1%	--	--
Secretary for Innovation and Technology <b>Alfred Sit<sup>^</sup></b>	--	-3%	--	--
Secretary for Home Affairs <b>Caspar Tsui<sup>^</sup></b>	--	-3%	--	--
Secretary for Development <b>Michael Wong</b>	-10%	-4%	▲6%	Record high since Sept. 2019
Secretary for Food and Health <b>Sophia Chan</b>	-21%	-5%	▲16% *	Record high since Sept. 2019
Secretary for the Civil Service <b>Patrick Nip<sup>^</sup></b>	--	-9%	--	--
Secretary for Labour and Welfare <b>Law Chi-kwong</b>	-11%	-12%	▼1%	Record low since Feb. 2020
Secretary for Constitutional and Mainland Affairs <b>Erick Tsang<sup>^</sup></b>	--	-18%	--	--
Secretary for Commerce and Economic Development <b>Edward Yau</b>	-9%	-19%	▼10% *	Record low since July 2017
Secretary for Transport and Housing <b>Frank Chan</b>	-18%	-20%	▼2%	Record low since Feb. 2020
Secretary for Education <b>Kevin Yeung</b>	-36%	-35%	--	Record high since Feb. 2020
Secretary for Security <b>John Lee</b>	-41%	-47%	▼7%	Record low since Feb. 2020

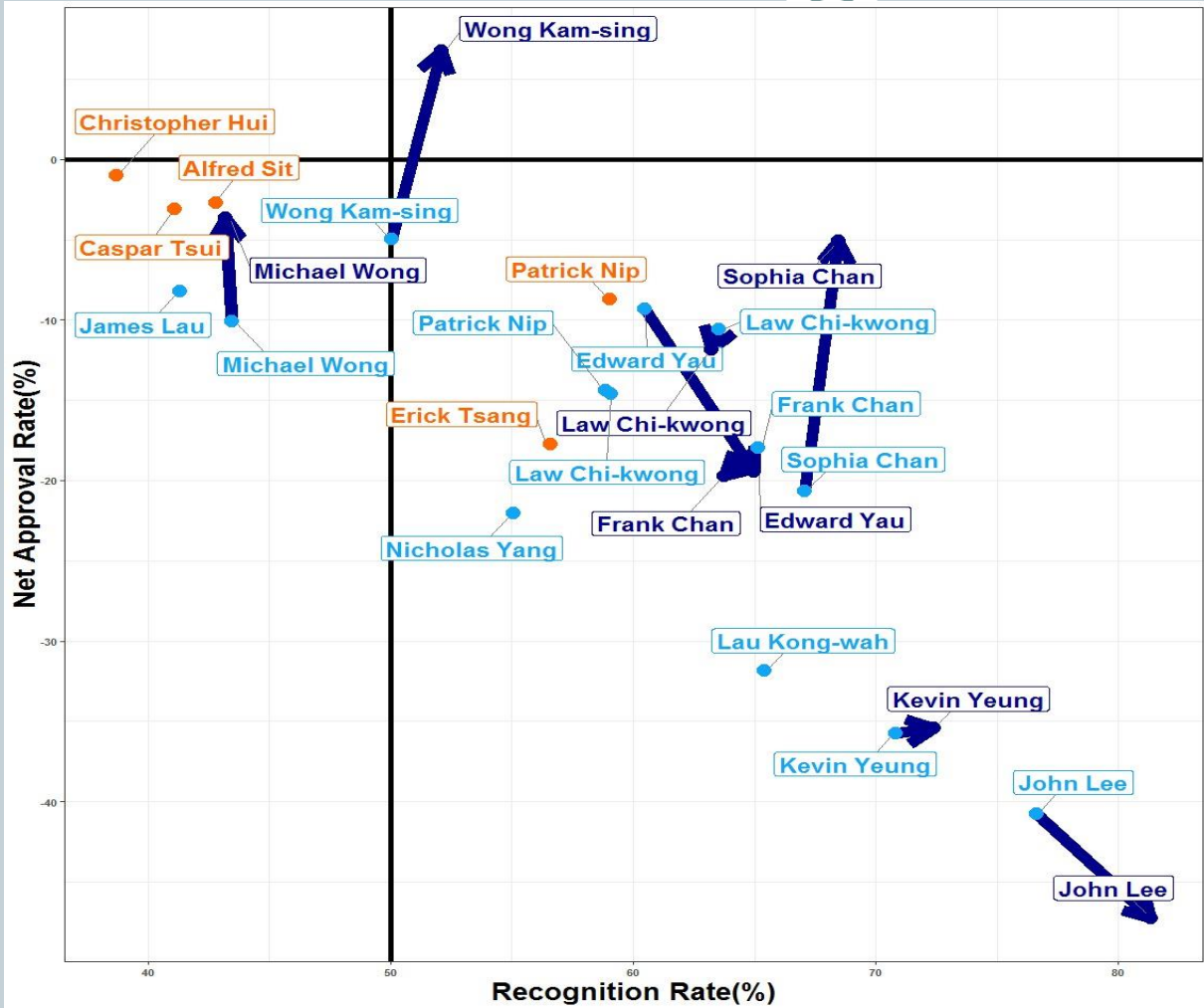
<sup>^</sup>New Directors \* Significant change

# Survey Result - Popularity of Principal Officials

Hypothetical Voting of Directors of Bureau (Net Approval Rate) - Combined Charts



# Survey Result - Popularity of Principal Officials



Net approval rate of Directors of Bureau and Recognition rate chart

- Current Survey
- Last Survey
- New directors